

# 2017 CATALOG



FURNITURE FOR INSPIRED LEARNING.

2017 Catalog



SMITHSYSTEM.COM | 1.800.328.1061  
P.O. Box 860415 Plano, TX 75086  
©2017 Smith System

# MODERN STUDENT NEEDS



The furniture in these pages not only looks modern, but its designed to the very specifications of the modern student. Innovative, collaborative, durable and smart. These are the guideposts we follow when designing and constructing every chair, desk, table and storage system bearing the

Smith System name. Whether standing up to the demands of raucous 2nd graders, or meeting the interactive demands of secondary STEM programs, our classroom concepts are proven to inspire academic success.

## Smart

We engineer each piece of furniture to be future proof. This means durability, to be certain. But more importantly, we've designed each piece with the intelligence to meet any academic need at every level.

## Flexible

Our concepts are created to roll, stack, flip, turn and reconfigure at your speed. Test-drive our furniture and see first hand how we've revolutionized classroom flexibility.

## Modern

Inspiring colors meet impressive functionality. Smith System has created a new blueprint for facilitating modern learning in today's classroom.







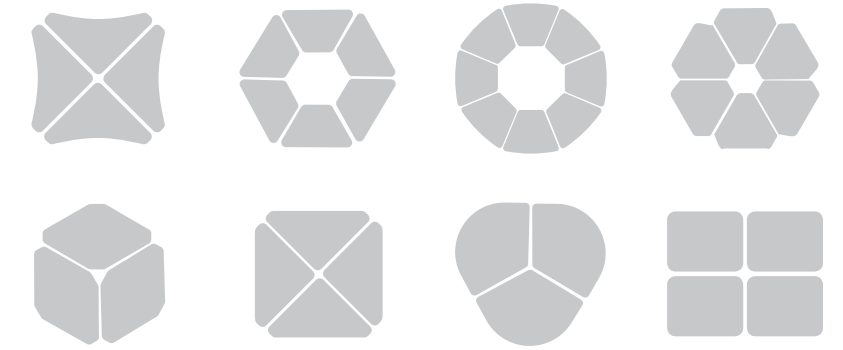


# CLASSROOM ROOM

## A shift in classroom and furniture design philosophy.

Not only is the 21st Century Classroom designed around the curriculum, the curriculum is designed around the student. In today's successfully designed classroom, everything starts with the student.

See more: [smithsystem.com/21centuryclassroom](http://smithsystem.com/21centuryclassroom)



### Adaptable to varying group sizes.

Students work alone, in pairs or in small groups throughout the day. So desks need to be capable of forming compact pods and other groups. Research shows groups of four to five students work best. Growing class sizes is necessitating groups of five or six.

## Designing the classroom around the curriculum.

A fundamental shift in orientation makes the 21st Century Classroom different from all that have come before it.

The shift comes from the widespread adoption of Collaborative Learning curriculum. Classrooms in the 21st Century must support it because it will be the dominant model of education for the foreseeable future.

Collaborative Learning is different than traditional methods in two fundamental ways. First, Collaborative Learning is student centered, empowering the student to be an active participant in the learning process.

Second, Collaborative Learning revolves around solving open-ended problems or creating some sort of a "product" which could be anything from a report, a poster or a video. These projects give the students an opportunity to develop the widest range of learning skills.

The educational benefits of Collaborative Learning include:

- Producing higher group and individual achievement, higher-quality reasoning strategies, more and more new ideas and solutions to problems.
- Developing higher-level thinking (not just recalling facts), oral communication, self-management and leadership skills.
- Learning to confidently present and defend ideas, which increases the student's self-esteem and responsibility.
- Fostering growth in maturity and confidence on the parts of the learners, because it promotes student-educator interaction and exposes the student to diverse perspectives.



NEW

FOR 2017

Meet Oodle, the most versatile active seating product for learning environments. Learn more on page 40.



### Even advanced desks don't move themselves.

Mobility is a crucial feature for furniture in a Collaborative Learning classroom. So, always consider optional casters for desks and tables. Without them, moving desks is a struggle for small students, and reconfiguring classrooms disrupts progress on lessons and projects.

### Consider management of project materials.

The educator needs more tools to facilitate group and project learning. One invaluable resource is a cabinet that allows project materials to be sorted and stored for each group, distributed to the group when needed, then put away when finished. This is also a valuable space for storing manipulatives.

### Consider different learning modalities.

The 21st Century Classroom supports passive and active learning lesson plans. It eases the transition from lecture style to learner-led and teacher-guided lessons. The classroom makes use of analog and digital visual presentation technology.

### Connectivity is key.

Whether they're working with tablets or laptops, students need the ability to connect with data and other resources. It is crucial for 21st Century Classrooms to provide students with both power, as well as WiFi, for their devices.





# EXPLORE





# COMMONS

## Here, the term Commons means shared, not ordinary.

This informal, energizing space is for sharing. Here, independent study, research and collaboration share space.

The Commons is designed to invite students and encourage them to work individually or together in gathering information, exploring ideas and expressing what they've learned through any number of media, whether it's video, live presentation with visual aids, written report or poster.

The starting point for a successful design is to break the space into different zones that support different parts of the learning process or learning modalities.

- Social Learning Area
- Quiet Study Area
- Connected Area
- Collaborative Areas
- Book/Media Storage and Display

Each of these areas supports a different type of learning activity.

The Social Learning Area is dedicated to informal interaction. To do this, it offers a relaxing environment where students can open up and exchange ideas. For inspiration, consider a coffee house.

In the Quiet Study Area, the student may research information for a group project or study regular school subjects.

The Connected Area. This could apply to the entire space, but should be addressed in the planning phase to determine which areas might be dedicated to fixed desktop computers and which should provide power for laptops and tablets.

Collaborative Areas for group work. They work like mini collaborative learning classrooms.

Students look for information in the Commons. Effective and imaginative book and media storage and display areas can make the search faster and more enjoyable.

### Two-level workspaces in Social Learning Area.

Varying the height of the workspaces is a subtle way of making a large open space seem more intimate. This helps students relax, let down their guard and collaborate more openly in small group work. Here, the Smith System Café Table and Flavors® Fixed Height Stools create the upper-level workspaces.

View pages 184-199 for more meeting tables.



### Relaxed Seating contributes to collaboration.

Another strategy for encouraging students to think more openly and share more freely is to provide comfortable seating for small groups. It's possible to achieve a lounge-like effect with Chat® Chairs connected by Chat Wedges surrounding a Chat Planner Activity Table.

### Don't box in students or their thinking.

Providing visual relief from the tyranny of right angles can help students to think outside the box. In the photo below, designers deftly employed Acrobat™ Crescent Desks to create imaginative work spaces for groups of two to six students—all supported with connectivity thanks to I-0™ Posts.

### The Learning Commons Overview.

Sharing is the key concept. An active learning environment shares the best ideas of a Collaborative Learning classroom and provides learning resources in the form of written and recorded media, all while providing an environment that invites students to explore, work together and enjoy learning.









# STEM

## Two fundamental steps in optimizing a STEM environment.

First dedicate the appropriate space to the subject, then complement the Science, Technology, Engineering and Math curriculum with the right furniture.

Creating a successful STEM environment requires thinking beyond the subjects being taught, and thinking about *how* the subjects are being taught. The result of taking this step can be a dynamic space that's geared for teaching these interrelated subjects. (See the 3-D environment top right).

After composing the classroom, lab and commons areas, determining how to furnish them becomes a question of which furniture best complements the curriculum. Going forward, STEM will most likely be taught in a collaborative learning environment. What this means to the designer is, you can't just fill the lab with tables, the classroom with desks and call it good. Rather, the classroom layout must accommodate both the students and teacher with:

- Clusters (or pods) of desks to accommodate small group work for two to six students.
- Unimpeded access to all parts of the room for the teacher.

- Learning zones. In collaborative learning classrooms, different groups may need access to different learning tools, like computers or whiteboards.
- Movement.

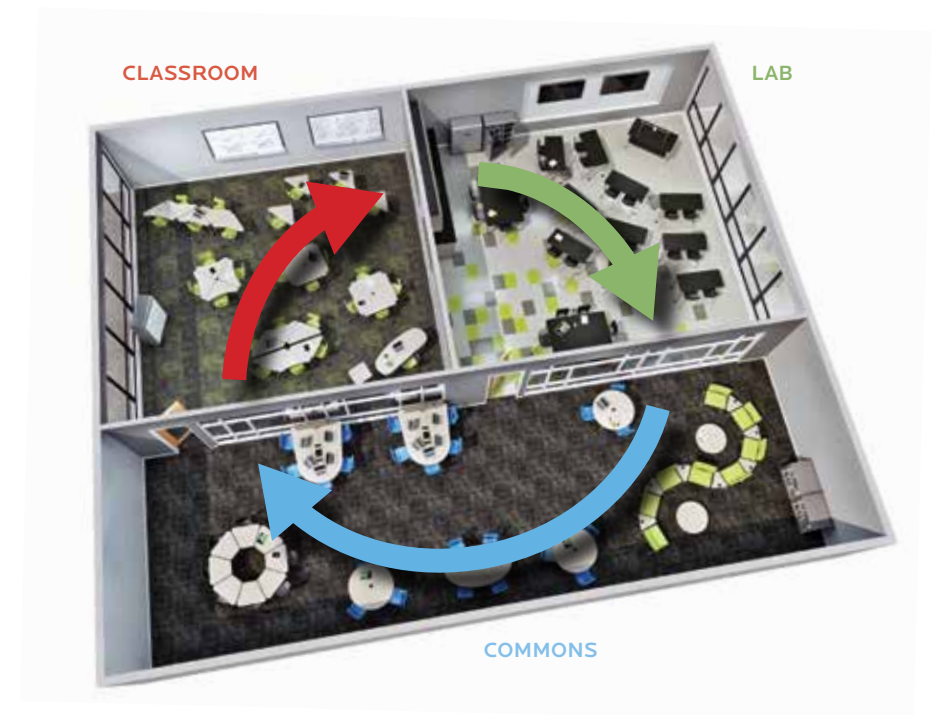
When choosing student desks or tables, flexibility and adaptability are key so look for models capable of being arranged into compact pods that accommodate six to eight students.

Together with adaptability and flexibility comes mobility. It's crucial because it allows the furniture to be easily reconfigured. Choose chairs and desks with casters.

Finally, the furniture's ergonomics help students in STEM classrooms concentrate and encourage them to collaborate. Read more about Flavors® seating (shown in the photo to the right) on page 20.

### The power of 3 in STEM environments.

Think in terms of three rooms. *One: the Classroom*, primarily for math and engineering subjects. *Two: the Lab*, for science and technology. *Three: the Commons*, where students freely collaborate and learn from each other.



#### It's a 21st Century Classroom. Connectivity is mandatory.

Because STEM classes make great use of technology, students need the ability to connect with data and other resources. Optimized STEM classrooms allow students to have power for their computers or tablet devices as well as WiFi.

#### There's still no shrink ray.

It's science, not science fiction, so STEM classrooms need a means for organizing project materials. That is the reason Smith System Cascade™ Storage exists. Educators can organize, store, manage and distribute project materials, or 3-D manipulatives from the Cascade unit to the student's desk or to the teacher's desk.

#### Teachers use the latest tools available.

Even in project-based STEM classrooms, teachers need to present information to the entire class. Increasingly, these presentations are augmented by visual and audio-visual materials.

#### Stimulating the imagination.

In addition to performing a function in the classroom, furnishings also contribute to the learning environment by adding color to the room. Whether you select a color to create a mood for a room, to carry a design theme or element into the classroom, or to spread the school colors, no manufacturer offers more options than Smith System.



**THE COMMONS** Challenging students to think big.



**THE CLASSROOM** Imparting instruction. Encouraging interaction.



**THE LAB** Inquiry, experimentation, observation and discovery.



## SEATING

<b>Seating Intro</b>	<b>18–19</b>
<b>Flavors®</b> Intro	20–21
Stack Chair	22–23
Stools	24
Sled Base seating	25
Adjustable Chair & Stool	26
Tablet Arm Chair	27
Noodle™ seating	28–29
<b>Plato®</b> Intro	30–31
Stack Chair	32–33
Adjustable Chair & Stools	33
Tablet Arm Chair	35
Stools	34
Sled	35
<b>Intuit™</b> Intro	36–37
Stack Chair	38
Adjustable Chair & Stool	39
<b>Oodle®</b> Intro	40–41
Oodle Stool	44–45
<b>Chat®</b> Intro	46–47
Chat Chair & Scooter	48–49
Chat Tables	49
<b>UXL®</b> Intro	50
Stack & Mobile Chairs	51
Arm Chairs	52–53
Chair Dolly	53
Nest & Fold Chair	54
Adjustable Chair & Stools	55
Beam seating	56–57

## DESKS & TABLES

<b>Desks &amp; Tables Intro</b>	<b>58–61</b>
<b>Interchange™</b> Intro	62–63
Wing™ Desk	64–66
Swoop Wing™ Desk	67
Open Front Wing™ Desk	68–69
Diamond Single-Student Desk	70
Diamond Two-Student Desk	71
Diamond Open Front Desk	72–73
Single-Student Desk	74
Single- & Two-Student Open Front Desk	74
3-2-1 Desk™	76
Squiggle	78
Cookie	79
Crescent	80–81
Rectangle Activity Tables	82–84
Science Tables	85
Activity Tables	86–87
Multi-Media Tables	88–91
Power	92
Accessories / Desk Fence	93
<b>UXL®</b> Intro	94–95
Sit + Stand	98–99
Diamond Desk	102–103
Wing Desk	104
Open Front Desk	105
Crescent Table	106–107
Power Bar	109
Rectangle Tables	110–112
Science Table	113
I-O Post End Cap	113
Half Round End Cap, Round & Corner Tables	114
Square & Trapezoid Tables	115
UXL Accessories	116–117
Nest & Fold Tables	120–121
Adjustable Nest & Fold Tables	122–123
How to read a UXL Part Number	124
<b>Elemental™</b> Intro	126–127
Elemental™ Activity Tables	128–133
How to read Elemental™ Part Number	134

<b>Silhouette™</b> Intro	136–137
Silhouette Desks	140
Silhouette Sequence™ Desk	142
Silhouette Curve Desk	142
Silhouette Accessories	143

<b>Flexline™</b> Intro	144–145
Arc-8 Desk	146–147
Single-Student Desk	148
Hard Plastic Top Desk	149
Two-Student Desk	150–151
Flexline™ Technology Desks	152–153
Desk Accessories	154–155
Flexline with Cascade Storage	156–157

<b>Planner™</b> Intro	158–159
Huddle™ Desks	160–161
Single-Student Desk	162
Two-Student Desk	163
Three-Student Desk	165
Cascade™ Storage Accessories	166
Rectangle Activity Tables	168–169
Trapezoid, Square, Round, Half Moon & Contour Activity Tables	170–171
Science Tables	172–173
Access Stations	176
Lecterns	178
Planner Accessories	178–179
Drafting Tables	180–181
Power Options	182
Mounts: Tables, Desks and Workstations	183

<b>Meeting Tables</b> Intro	184–185
Café Tables	188–193
Double Column Café Tables	194–199

<b>Acrobat™</b> Intro	200–201
Crescent Tables	204
Acrobat Workstations	206–209
Acrobat Instructor Desk	210–211
Acrobat Accessories	212–213

<b>Early Childhood</b> Intro	214–215
Activity Tables	216–219
Husky Activity Tables	220–221
<b>Elemental™</b> Open Front Desk	222–223

## CASCADE

<b>Cascade® Storage System Intro</b>	<b>224–231</b>
<b>Cascade Storage</b> Intro	224–231
Cascade Storage Cases	234–235
Cascade Storage Cabinets	236–239
Cascade Storage Towers	240–243
Cascade Teacher Wardrobe	250
Cascade Storage Cubby	246–247
Cascade Presentation Carts	248–249
Cascade Totes	251
<b>Cascade® Teacher Desks</b> Intro	252–253
Cascade Teacher Desk Single Cabinets	256–257
Cascade Teacher Desk Double Cabinets	258–259
Cascade Teacher Desk Single Bullet	260–261
Cascade Teacher Desk Double Bullet	262–263
Acrobat Teacher Desk Rect. & Peninsula	264–265

## LIBRARY

<b>Library Intro</b>	<b>266–267</b>
Library Carrel	268–269
Library Booktrucks	270–271

## POWER, COLORS & INDEX

<b>Power</b>	<b>272–273</b>
<b>Style Options</b>	
Color Finishes	274
Tops/Edges	275
<b>Index</b>	<b>276–284</b>
<b>Terms &amp; Conditions</b>	<b>285</b>



# SEATING

Seating is unique as a fingerprint. Students sit in thousands of different positions; upright, slouched, twisted and tilted. They stretch out their legs, sit on them, cross them and bounce them. They will balance on their chair or teeter on the back, tempting gravity—and common sense.





# TAKE A SEAT



### Flavors® Seating

Offers maximum movement and four seating positions. Its seat back flexes front to back and torsionally, allowing students to shift and move without chair resistance. **SEE PAGE 20**



### Flavors® Noodle Seating

This four-position seating line provides the benefits of a stability ball, but with more overall stability and back support, and less student misuse. **SEE PAGE 28**




### Plato® Seating

Allows more movement, so students can face front and both sides. This Euro-spec chair provides a wide seat pan, flex and pronounced lumbar support to encourage good posture and breathing. **SEE PAGE 30**



### Intuit™ Seating

Conceived to contain movement and direct attention straight ahead. It works like a bucket seat, providing back and shoulder support, while orienting the student toward the front. **SEE PAGE 36**



### Oodle™ Seating

A revolutionary new active seating line that puts the fun in classroom functionality. Featuring a unique movement disc base that allows for 10 degrees of movement. **SEE PAGE 40**



### Chat® Seating

This hybrid is a welcome option for social learning situations, combining the comfortable dimensions of lounge seating with the durability of polypropylene. It rolls on integrated casters. **SEE PAGE 46**



### UXL® Seating

Known for its generous proportions, this line is customizable to fit almost every situation in an educational environment. It's so broad, you can maintain a consistent design scheme throughout the building. **SEE PAGE 50**

## Which Ergonomics Matter Most?

Here are some ways administrators can get the most ergonomic bang for their buck.



### Right fit/adjustable

- Both seating and desks need to be properly scaled to fit the size of the individual student.
- We offer a wide range of heights in seating—typically four or five per product line. We also offer up to three sizes per line. (Our desking lines are adjustable.)



### Right size

- Properly sized classroom seating supports healthy posture and decreases fidgeting.
- Students should be able to sit with their feet firmly planted on the floor and their backs against their chairs.



### Function

- 21st Century learning often requires seating to be moved throughout the day, so chairs must be light enough, or fitted with casters, to allow students of all ages to move them quickly and easily.



### Seating that doesn't fight the student

- A chair that allows some movement on the part of the student can promote learning. But how much movement?
- Consider our Graduated Movement Concept, a design idea educators can use to tailor the ergonomics of the classroom furniture to support the curriculum. Through subtle differences in design, our Intuit™ line gently limits movement, Plato® allows moderate movement and Flavors® permits utmost movement.



A four-position chair perfect for project learning situations.

# FLAVORS



Stacking Chair



Sled Base Chair



Mobile Stacking Chair



Fixed Height Stool



Adjustable Stool



Adjustable Chair



P-Tablet Arm Chair

## Freedom of movement.

Flavors seating removes as many restrictions to student movement as possible.

- A relatively flat seat pan with a waterfall front allows the student to comfortably face front, back and either side.



## Less restricting to the shoulders and spine.

To further enable the student to work with students on either side, the seat back provides torsional flex—allowing the student to gently twist to face left or right.



## Move, breathe and concentrate.

A subtle front to back flex allows the student to move and adjust their posture, which promotes better concentration.

## For classrooms that move and students of all sizes.

- Flavors seating is light enough for most students to move in the classroom without problem.
- Achieve additional mobility with optional casters on the Adjustable Chair, Stools and Stacking Chair.
- Stacking models come in six sizes and Sled Base models come in four sizes so you can pair the appropriately sized chair with the student in all grade levels.

## Construction.

Built for the demands of a school environment.

- The durable, high-density polypropylene shell stands up to the challenges of a real-world classroom.
- Made of 18-gauge welded steel, the frame is protected with chrome plating or a rugged powder coat finish.
- For added comfort, the shell rests directly on the frame (not on the rivets).







**Model 11847**  
14" seat height,  
'B' Shell.  
Shown in Apple.

**Model 11848**  
16" seat height,  
'B' Shell.  
Shown in Blueberry.

**Model 11849**  
18" seat height,  
'A' Shell.  
Shown in Black.

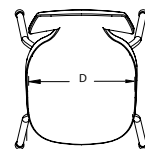
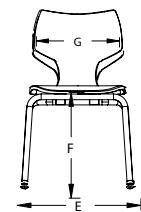
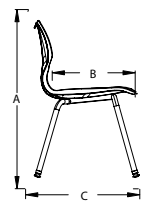
**Model 11844**  
8" seat height,  
'C' Shell.  
Shown in Cerulean.

**Model 11845**  
10" seat height,  
'C' Shell.  
Shown in Purple.

**Model 11846**  
12" seat height,  
'C' Shell.  
Shown in Navy.

DIMENSION CHART							
Model	A	B	C	D	E	F	G
11844	17.5"	12.0"	13.5"	12.0"	15"	8"	11.00"
11845	20.0"	12.0"	13.5"	12.0"	15"	10"	11.00"
11846	22.0"	12.0"	14.5"	12.0"	15"	12"	11.00"
11847	26.0"	14.5"	17"	14.5"	17.5"	14"	13.75"
11848	28.5"	14.5"	18"	14.5"	17.5"	16"	13.75"
11849	31.5"	16.0"	20.5"	16.0"	19.5"	18"	15.00"

Leg Diameter  
1"  
1"  
1"  
1"  
1"  
1"



### Flavors Stack Chair

Four-position chair allows student to sit comfortably facing front, either side or rear. Flexing seat back provides support and allows student to turn with less restriction. Flat seat pan with waterfall front edge. Six sizes. Available in 18 colors.

- The shell rests on the frame, not rivets, to add comfort.
- High-density polypropylene with color throughout the shell.
- Durable swivel-base glides, with non-staining nylon bases and chrome-plated steel covers come standard.
- Choose optional steel or felt glides.
- The legs are strong, 18-gauge welded steel with a durable chrome finish.
- Chrome legs with durable chrome finish or Platinum powder coat finish.
- Stacks four chairs high.



MODEL	DESCRIPTION		D"	W"	H"	F.C.	CUBE	WT.	UPS	2017 LIST
11844	Flavors Stack Chair	C shell - 8"h	13.5	15.0	8	125	1.2	5	*	\$ 90.00
11845	Flavors Stack Chair	C shell - 10"h	13.5	15.0	10	125	1.2	7	*	\$ 90.00
11846	Flavors Stack Chair	C shell - 12"h	14.5	15.0	12	125	1.2	7	*	\$ 95.00
11847	Flavors Stack Chair	B shell - 14"h	17.0	17.5	14	125	2.0	9	*	\$ 101.00
11848	Flavors Stack Chair	B shell - 16"h	18.0	17.5	16	125	2.0	9	*	\$ 105.00
11849	Flavors Stack Chair	A shell - 18"h	20.5	19.5	18	125	2.7	10	*	\$ 109.00
S	Steel glide optional	Set of 4 installed								\$ upcharge
F	Felt glide optional	Set of 4 installed								\$ upcharge

**Glide Options:**  
Nylon base glides are standard.  
Steel and Felt base glides are optional and are quoted.

*This is factory installed option not available for field installation. Glide option must be on original chair order.*

**Steel glide option:** Add 'S' to follow Model No.  
**Felt glide option:** Add 'F' to follow Model No.

**Chrome frame option:** CHR  
**Platinum frame option:** PLT  
Add Model No.

### Flavors Mobile Stack Chair

Four-position chair allows student to sit comfortably facing front, either side or rear. Flexing seat back provides support and allows student to turn with less restriction. Flat seat pan with waterfall front edge. Available in 18 colors.

- The shell rests on the frame, not rivets, to add comfort.
- High-density polypropylene with color throughout the shell.
- The legs are strong, 18-gauge welded steel.
- Chrome legs with durable chrome finish or Platinum powder coat finish.



MODEL	DESCRIPTION		D"	W"	H"	F.C.	CUBE	WT.	UPS	2017 LIST
11860	Flavors Mobile Stack Chair	B shell - 14"h	18.5	18	14	125	2.0	11	*	\$ 139.00
11854	Flavors Mobile Stack Chair	B shell - 16"h	19.5	18	16	125	2.0	11	*	\$ 139.00
11855	Flavors Mobile Stack Chair	A shell - 18"h	22	20	18	125	2.4	12	*	\$ 149.00

#### FLAVORS CHAIR SHELL COLOR CHOICE

- Apple
- Black
- Blueberry
- Burgundy
- Cerulean
- Charcoal
- Chocolate
- Clementine
- Forest Green
- Fuchsia
- Mint
- Mocha
- Navy
- Orange
- Persian Blue
- Purple
- Red
- Yellow

#### FRAME

- Chrome
- Platinum

View all finish options on page 274.





Flavors® seating with Silhouette™ Desks.



**Model 11889 24" h**  
Shown in Purple with  
Platinum frame.

**Model 11890 28" h**  
Shown in Apple with  
Platinum frame.

### Flavors Stool

Fixed-height. Four-position chair allows student to sit comfortably facing front, either side or rear. Flexing seat back provides support and allows student to turn with less restriction. Flat seat pan with waterfall front edge. Available in 18 colors.

- The shell rests on the frame, not rivets, to add comfort.
- High-density polypropylene with color throughout the shell.
- Durable swivel-base glides with non-staining nylon bases and chrome-plated steel covers come standard.
- Choose optional steel or felt glides.
- The legs are strong, 18-gauge welded steel.
- Choose legs with durable chrome finish or Platinum powder coat finish.
- Front and rear Footrest Bars (in Platinum powder coat) protected against scuffing by a rugged plastic shell.

MODEL	DESCRIPTION	D"	W"	H"	F.C.	CUBE	WT.	UPS	2017 LIST
11889	Flavors Fixed Height Stool	A shell - 24"h	18.5	19	24	125	2.0	12	* \$ 154.00
11890	Flavors Fixed Height Stool	A shell - 28"h	18.5	19	28	125	2.0	13	* \$ 160.00
S	Steel glide optional							Set of 4 installed	\$ upcharge
F	Felt glide optional							Set of 4 installed	\$ upcharge

**Glide Options:**

Nylon base glides are standard. Steel and Felt base glides are optional and are quoted.

This is factory installed option not available for field installation. Glide option must be on original chair order.

**Steel glide option:** Add 'S' to follow Model No.  
**Felt glide option:** Add 'F' to follow Model No.

**FLAVORS CHAIR SHELL COLOR CHOICE**

- |           |          |              |         |              |        |
|-----------|----------|--------------|---------|--------------|--------|
| Apple     | Burgundy | Chocolate    | Fuchsia | Navy         | Purple |
| Black     | Cerulean | Clementine   | Mint    | Orange       | Red    |
| Blueberry | Charcoal | Forest Green | Mocha   | Persian Blue | Yellow |

**FRAME**

- Chrome
- Sled Base Chrome only.*
- Platinum

View all finish options on page 274.



**Model 11856**  
12" seat height, 'C' Shell.  
Shown in Apple.

**Model 11857**  
14" seat height, 'B' Shell.  
Shown in Mocha.

**Model 11858**  
16" seat height, 'B' Shell.  
Shown in Chocolate.

**Model 11859**  
18" seat height, 'A' Shell.  
Shown in Cerulean.



### Flavors Sled Chair

Four-position chair allows student to sit comfortably facing front, either side or rear. Flexing seat back provides support and allows student to turn with less restriction. Flat seat pan with waterfall front edge. Four sizes. Available in 18 colors.

- The shell rests on the frame, not rivets, to add comfort.
- High-density polypropylene with color throughout the shell.
- The legs are strong, 18-gauge welded steel.
- Durable glides. Choose from nylon or felt.
- Legs available in durable chrome finish only.

MODEL	DESCRIPTION	D"	W"	H"	F.C.	CUBE	WT.	UPS	2017 LIST
11856	Flavors Sled Chair	C shell - 12"h	14.5	15	12	125	1.5	8	* \$ 149.00
11857	Flavors Sled Chair	B shell - 14"h	18.8	17.3	14	125	1.9	10	* \$ 159.00
11858	Flavors Sled Chair	B shell - 16"h	19	17.5	16	125	2.0	11	* \$ 169.00
11859	Flavors Sled Chair	A shell - 18"h	21	19	18	125	2.4	12	* \$ 179.00
F	Felt glide option							Set of 4 installed	no upcharge

**Glide Options**

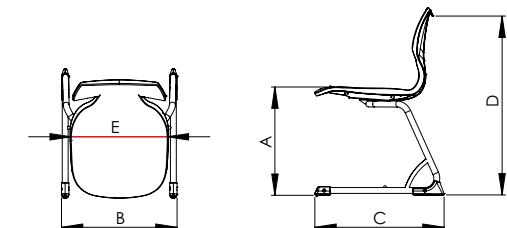
Nylon base is standard. Optional is felt base. Use felt for vct floors and nylon for carpet floors.

This is factory installed option not available for field installation. Glide option must be on original chair order.

**Felt glide option:** Add 'F' to follow Model No.

**DIMENSION CHART**

Model	A	B	C	D	E
11856	12"	15"	14.5"	22"	12"
11857	14"	17.3"	18.8"	26"	14.5"
11858	16"	17.5"	19"	29"	14.5"
11859	18"	19"	21"	31"	16"





### Flavors Adjustable Chair

Flexing seat back provides support and allows student to turn with less restriction. Flat seat pan with waterfall front edge. Available in 18 colors. 5-star base in Black. Specify 'A' shell for grade 5+. B Shell has a gas lift that is specifically designed for elementary use, grades 1-4, less weight is required to activate the mechanism.

- Flavors seating adjustable chair height ranges from 16-21" for A shell; 14-18" for B shell.
- The shell rests on the frame, not rivets, to add comfort.
- High-density polypropylene with color throughout the shell.
- Available with 2" casters or glides.



MODEL	DESCRIPTION	D"	W"	H"	F.C.	CUBE	WT.	UPS	2017 LIST
11840	Flavors Adjustable Chair w/casters A shell	25	25	16-21	85	2.1	26	*	\$ 263.00
11841	Flavors Adjustable Chair w/glides A shell	25	25	16-21	85	2.1	26	*	\$ 263.00
11830	Flavors Adjustable Chair w/casters B shell	22	22	14-18	85	2.1	26	*	\$ 230.00
11831	Flavors Adjustable Chair w/glides B shell	22	22	14-18	85	2.1	26	*	\$ 230.00

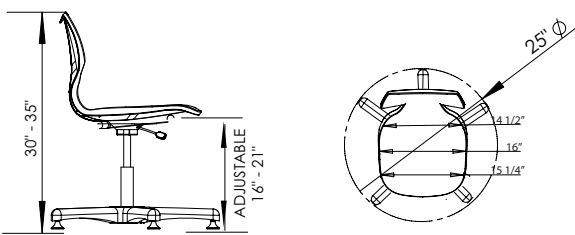


### Flavors Adjustable Stool

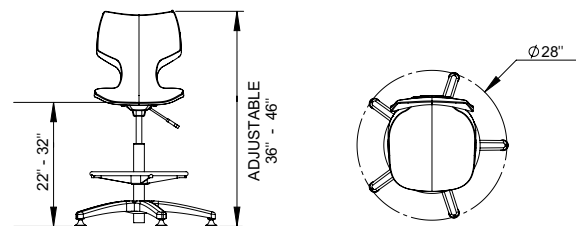
Flexing seat back provides support and allows student to turn with less restriction. Flat seat pan with waterfall front edge. Available in 18 colors. 5-star base in Black. Durable chrome footrest.

- Flavors Adjustable stool height ranges from 22-32".
- The shell rests on the frame, not rivets, to add comfort.
- High-density polypropylene with color throughout the shell.
- Available with 2" casters or glides.

MODEL	DESCRIPTION	D"	W"	H"	F.C.	CUBE	WT.	UPS	2017 LIST
11842	Flavors Adjustable Stool w/casters A shell	28	28	22-32	85	2.4	34	*	\$ 409.00
11843	Flavors Adjustable Stool w/glides A shell	28	28	22-32	85	2.4	34	*	\$ 409.00



Flavors Adjustable Chair (A Shell)



Flavors Adjustable Stool



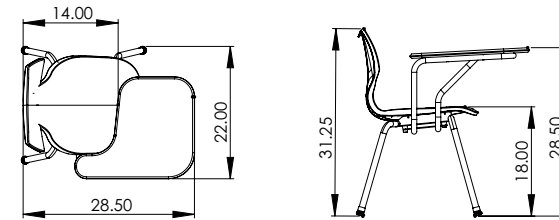
**Flavors P-Tablet Arm Chair, Model 11820V**  
Shown in non-standard Grey Mesh top with Apple edge and Apple Shell.

### Flavors P-Tablet Arm Chair

Right or left-hand model available. Chrome frame is standard. Top is available in 3/4 in. (4 mm) T-Mold edge or 3/4 in. Bullet T-Mold edge (standard) thickness. Choose from 13 standard laminate colors, 20 edge colors, and 18 shell colors.

- High-pressure laminate top.
- The shell rests on the frame, not rivets, to add comfort.
- High-density polypropylene with color throughout shell.
- Durable glides with non-staining nylon bases come standard, or choose optional steel or felt glides.
- The chrome-plated frame is strong, 18-gauge welded steel.
- Legs available in durable chrome finish only.

MODEL	DESCRIPTION	D"	W"	H"	F.C.	CUBE	WT.	UPS	2017 LIST
11820V	Flavors P-Tablet Arm Chair - Right Hand A shell	20	17	18	125	6.3	21	*	\$ 215.00
11821V	Flavors P-Tablet Arm Chair - Left Hand A shell	20	17	18	125	6.3	21	*	\$ 215.00
S	Steel glide optional						Set of 4 installed		\$ upcharge
F	Felt glide optional						Set of 4 installed		\$ upcharge



Flavors P-Tablet Arm Chair

#### Flavors Tablet Chairs Have Top and Edge Choices

- 3/4" Tops**
- CHOICE 1** - 3/4" top with 4mm T-Mold to follow Model No.
  - CHOICE 2** - 3/4" top with Bullet T-Mold to follow Model No.

#### Glide Options:

Nylon base glides are standard. Steel and Felt base glides are optional and are quoted.

This is factory installed option not available for field installation. Glide option must be on original chair order.

**Steel glide option:** Add 'S' to follow Model No.

**Felt glide option:** Add 'F' to follow Model No.

#### FLAVORS DESK LAMINATE COLOR CHOICE

- Asian Night
- Classic Linen
- Palisades Oak
- New Age Oak
- Grey Nebula
- Boardwalk Oak
- High Rise
- Flax Linen
- Wild Cherry
- Pewter Mesh
- Buka Bark
- Mission Maple
- Fusion Maple

#### FRAME

- Chrome

#### FLAVORS CHAIR SHELL & DESK EDGE COLOR CHOICE

- Apple
- Burgundy
- Chocolate
- Fuchsia
- Navy
- Purple
- Black
- Cerulean
- Clementine
- Mint
- Orange
- Red
- Blueberry
- Charcoal
- Forest Green
- Mocha
- Persian Blue
- Yellow

#### ADDITIONAL EDGE ONLY COLOR CHOICE

- Champagne
- Platinum

View all finish options on page 274.



Student seating with patented movement.



The seat pan tilts front to back.

The seat pan tilts side to side.

It feels like sitting on a ball that won't roll away.

See more: [smithsystem.com/noodle](http://smithsystem.com/noodle)



Model 11852 -16"

### Flavors Noodle Chair

The Noodle Chair is designed to help the student concentrate and be healthier. It has a patented suspension that allows it to move with—not resist—the student. It provides all the benefits of sitting on a large ball, but with the added advantages of more stability and back support. The Noodle Chair is perfectly suited to fidgety students. Available in 18 colors.

- The shell rests on a patented suspension, allowing the seat pan to tilt slightly in all directions.
- A four-position chair offering the utmost freedom of movement.
- High-density polypropylene shell with color throughout.
- Durable swivel-base glides with non-staining nylon bases and chrome-plated steel covers, come standard. Or choose optional felt or stainless steel glides.
- The legs are strong, 18-gauge welded steel with a durable chrome or platinum finish.

MODEL	DESCRIPTION		D"	W"	H"	F.C.	CUBE	WT.	UPS	2017 LIST
11851	Flavors Noodle Chair	A shell - 18"h	20.5	19.5	18	125	2	15	*	\$ 199.00
11852	Flavors Noodle Chair	B shell - 16"h	18	18	16	125	1.2	14	*	\$ 189.00
11853	Flavors Noodle Chair	B shell - 14"h	17	17.5	14	125	1.2	14	*	\$ 189.00
S	Steel glide optional	Set of 4 installed								\$ upcharge
F	Felt glide optional	Set of 4 installed								\$ upcharge

**Glide Options:**

Nylon base glides are standard. Steel and Felt base glides are optional and are quoted.

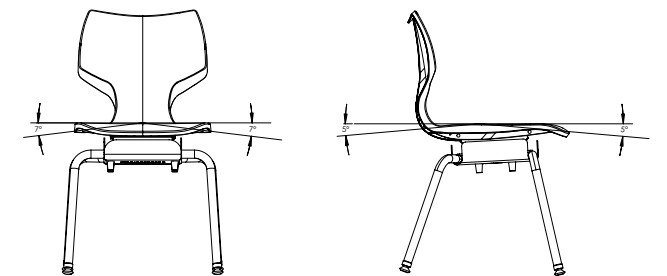
This is factory installed option not available for field installation. Glide option must be on original chair order.

**Steel glide option:** Add 'S' to follow Model No.  
**Felt glide option:** Add 'F' to follow Model No.

**Chrome frame option:** CHR  
**Platinum frame option:** PLT  
Add Model No.

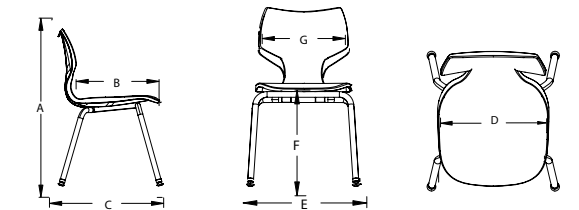
Educators agree that allowing movement encourages better breathing and helps students concentrate. The Noodle Chair represents a practical solution for classrooms everywhere.

See the Noodle Chair in action at: [smithsystem.com/noodle](http://smithsystem.com/noodle)



**DIMENSION CHART**

Model	A	B	C	D	E	F	G	Leg Diameter
11851	31"	16"	20.5"	16"	19.5"	18"	15"	1"
11852	29"	14.5"	18"	14.5"	18"	16"	13.75"	1"
11853	26"	14.5"	17"	14.5"	17.5"	14"	13.75"	1"



**FLAVORS NOODLE CHAIR SHELL COLOR CHOICE**

- Apple
- Burgundy
- Chocolate
- Fuchsia
- Navy
- Purple
- Black
- Cerulean
- Clementine
- Mint
- Orange
- Red
- Blueberry
- Charcoal
- Forest Green
- Mocha
- Persian Blue
- Yellow

**FRAME**

- Chrome
- Platinum

View all finish options on page 274.

Its pronounced lumbar support promotes posture, breathing and attention.

# PLATO



Stacking Chair



Mobile Stacking Chair



Fixed Height Stool



Adjustable Stool



P-Tablet Arm Chair



Adjustable Chair



Sled Chair

## Support, with freedom.

Plato seating is a three-position chair, allowing the student to comfortably face the front and both sides. The "Euro-Spec" seatback draws on the design of European school seating where lumbar support is closely studied and mandated.

- The seatback flexes to provide relief from a fixed, rigid seating position.



## Better posture and better breathing.

Studies show a link between improved student posture and a number of health benefits, including better breathing, as well as academic benefits, including better concentration.

## A solid choice for classrooms of all kinds.

Plato seating is well-suited for collaborative classrooms as well as traditional classrooms. It allows students to work with others on either side, yet for individual study and lectures, it helps them stay alert and focused.



## For classrooms of all kinds and students of all sizes.



- Plato seating is light enough for most students to move in the classroom without difficulty.
- Achieve additional mobility with optional casters on the Adjustable Chair and Stools and to the Stacking Chair.
- Stacking models come in three sizes so you can pair the appropriately sized chair with the student in all grade levels.

## Construction. Built for the demands of a school environment.



- The durable, high-density polypropylene shell stands up to the challenges of a real-world classroom.
- Made of 18-gauge welded steel, the frame is protected with chrome plating.
- For added comfort, the shell rests directly on the frame (not on the rivets).



**NEW** FRAME COLOR! PLATINUM



**Model 00950**  
18" seat height, 'A' Shell.  
Shown in Persian Blue.

**Model 00951**  
16" seat height, 'B+' Shell.  
Shown in Cerulean.

**Model 00952**  
14" seat height, 'B' Shell.  
Shown in Apple.

**NEW** FRAME COLOR! PLATINUM\*

### Plato Stack Chair

The Plato Stack Chair provides roominess for today's growing students through its oversized seat pan. Built to what's called Euro-Spec (short for European Specifications), the seatback offers some flex front-to-back and provides pronounced lumbar support, encouraging good posture and breathing. Its fresh, yet familiar shape connotes comfort to the student. 14", 16" and 18" sizes.

- The shell rests on the frame, not rivets, to add comfort.
  - High-density polypropylene shell with color throughout.
  - The legs are strong, 18-gauge welded steel with durable chrome or platinum\* finish.
  - Stacks 5-6 chairs high.
  - Durable swivel-base glides with non-staining nylon bases and chrome-plated steel covers come standard. Or choose optional steel or felt glides.
  - 18 colors.
- \*Platinum frame available in 18" stack 00950 and 18" mobile stack 00953.

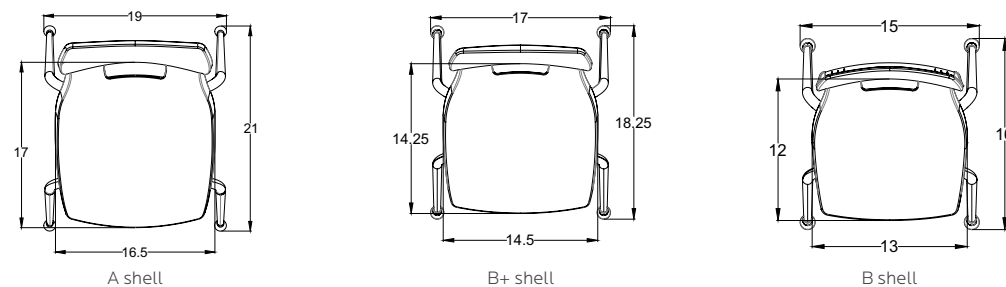
MODEL	DESCRIPTION	D"	W"	H"	F.C.	CUBE	WT.	UPS	2017 LIST
00950	Plato Stack Chair	A shell - 18"h	21	19	18	125	4.0	11	* \$ 99.00
00951	Plato Stack Chair	B+ shell - 16"h	18.25	17	16	125	4.0	9	* \$ 95.00
00952	Plato Stack Chair	B shell - 14"h	16	15	14	125	4.0	8	* \$ 89.00
F	Felt glide optional	Set of 4 installed							\$ upcharge
S	Steel glide optional	Set of 4 installed							\$ upcharge

**Glide Options:**

Nylon base glides are standard. Steel and Felt base glides are optional and are quoted.

This is factory installed option not available for field installation. Glide option must be on original chair order.

**Steel glide option:** Add 'S' to follow Model No.  
**Felt glide option:** Add 'F' to follow Model No.



Plato seat pans are oversized for today's growing kids. Choose from A, B+ and B shells.

### Plato Mobile Stack Chair

The Plato Mobile Stack Chair provides roominess for today's growing students through its oversized seat pan. Built to what's called Euro-Spec (short for European Specifications) the seatback offers some flex front-to-back and provides pronounced lumbar support, encouraging good posture and breathing. Its fresh, yet familiar shape connotes comfort to the student. Mobility makes ingress/egress easier and allows classroom configurations to change quickly throughout the day.



Shown in Purple Shell, Platinum frame.

- The shell rests on the frame, not rivets, to add comfort.
- High-density polypropylene shell with color throughout.
- Durable casters add mobility.
- The legs are strong, 18-gauge welded, steel with durable chrome or platinum finish.
- Stacks 5-6 chairs high.
- 18 colors.

MODEL	DESCRIPTION	D"	W"	H"	F.C.	CUBE	WT.	UPS	2017 LIST
00953	Plato Mobile Stack Chair	22	20	18	125		12	*	\$ 129.00

**NEW** SHELL COLOR! ORANGE

### Plato Adjustable Chair and Plato Adjustable Stool

The Plato Adjustable Chair provides roominess for today's growing students through its oversized seat pan. Built to what's called Euro-Spec (short for European Specifications), the seat back offers some flex front-to-back and provides pronounced lumbar support, encouraging good posture and breathing. Its fresh, yet familiar shape connotes comfort to the student.



Adjustable Chair, Model 00960

Adjustable Stool, Model 00966

- The shell rests on the frame, not rivets, to add comfort.
- High-density polypropylene shell with color throughout.
- 5-star base in Black.
- Choose glides or casters.
- Adjusts from 16-21" high (chair) and 22-32" high (stool).
- 18 colors.

MODEL	DESCRIPTION	D"	W"	H"	F.C.	CUBE	WT.	UPS	2017 LIST
00960	Plato Adjustable Chair	w/glides	25	25	16-21	85	2.1	26	* \$ 253.00
00961	Plato Adjustable Chair	w/casters	25	25	16-21	85	2.1	26	* \$ 253.00
00965	Plato Adjustable Stool	w/glides	28	28	22-32	85	2.4	34	* \$ 399.00
00966	Plato Adjustable Stool	w/casters	28	28	22-32	85	2.4	34	* \$ 399.00

**PLATO CHAIR SHELL COLOR CHOICE**

● Apple	● Burgundy	● Chocolate	● Fuchsia	● Navy	● Red	FRAME ● Chrome ● Platinum*
● Black	● Cerulean	● Clementine	● Mint	● Persian Blue	● Yellow	
● Blueberry	● Charcoal	● Forest Green	● Mocha	● Purple		
● Orange						

NEW 2017 COLOR View all finish options on page 274. \*Platinum frame available in 18" stack 00950 and 18" mobile 00953 only.



**NEW** ORANGE SHELL COLOR & PLATINUM FRAME COLOR!

### Plato Stool

The Plato Fixed-height Stool provides roominess for today's growing students through its oversized seat pan. Built to what's called Euro-Spec (short for European Specifications) the seatback offers some flex front-to-back and provides pronounced lumbar support, encouraging good posture and breathing. Its fresh, yet familiar shape connotes comfort to the student.

- The shell rests on the frame, not rivets, to add comfort.
- High-density polypropylene shell with color throughout.
- Durable swivel-base glides with non-staining nylon bases and chrome-plated steel covers come standard. Or choose optional steel or felt glides.
- The legs are strong, 18-gauge welded steel with a durable chrome finish.
- 18 colors.

**Plato 24" Fixed-height Stool**  
Model 00981.  
Shown in Persian Blue,  
Platinum Frame.

**Plato 28" Fixed-height Stool**  
Model 00980.  
Shown in Forest Green,  
Platinum Frame.

- Chrome Frames
- Platinum Frames

MODEL	DESCRIPTION	D"	W"	H"	F.C.	CUBE	WT.	UPS	2017 LIST
00980	Plato Stool, Fixed Height A shell - 28"h	21	19	28	125		18	*	\$ 150.00
00981	Plato Stool, Fixed Height A shell - 24"h	21	19	24	125		16	*	\$ 144.00
S	Steel glide optional								\$ upcharge
F	Felt glide optional								\$ upcharge

**Glide Options:**

Nylon base glides are standard. Steel and Felt base glides are optional and are quoted.

This is factory installed option not available for field installation. Glide option must be on original chair order.

**Steel glide option:** Add 'S' to follow Model No.  
**Felt glide option:** Add 'F' to follow Model No.

**Chrome frame option:** CHR  
**Platinum frame option:** PLT  
Add Model No.

**PLATO DESK TOP LAMINATE COLOR CHOICE**

- Asian Night
- Pewter Mesh
- High Rise
- Palisades Oak
- Mission Maple
- Wild Cherry
- Grey Nebula
- Boardwalk Oak
- Classic Linen
- Buka Bark
- Flax Linen
- New Age Oak
- Fusion Maple

**PLATO CHAIR SHELL & DESK EDGE COLOR CHOICE**

- Apple
- Burgundy
- Chocolate
- Fuchsia
- Navy
- Purple
- Champagne
- Black
- Cerulean
- Clementine
- Mint
- Orange
- Red
- Platinum
- Blueberry
- Charcoal
- Forest Green
- Mocha
- Persian Blue
- Yellow

**ADDITIONAL EDGE ONLY COLOR CHOICE**

View all finish options on page 274.



**Plato Sled Chair**  
Shown in Clementine Shell, Chrome Frame.

- Chrome Frames Only

MODEL	DESCRIPTION	D"	W"	H"	F.C.	CUBE	WT.	UPS	2017 LIST
00967	Plato Sled Chair A shell	21	19	18	125	2.4	12	*	\$ 179.00
F	Felt glide option								no upcharge

**Glide Options**

Nylon base is standard. Optional is felt base. Use felt for vct floors and nylon for carpet floors.

This is factory installed option not available for field installation. Glide option must be on original chair order.

**Felt glide option:** Add 'F' to follow Model No.



**Plato P-Tablet Arm Chair**  
Model 00975V. Shown in non-standard Grey Mesh top with Apple edge and Apple Shell.

- Chrome Frames Only

MODEL	DESCRIPTION	D"	W"	H"	F.C.	CUBE	WT.	UPS	2017 LIST
00975V	Plato P-Tablet Arm Chair Right-hand - A shell	21	19	18	125		15	*	\$ 205.00
00976V	Plato P-Tablet Arm Chair Left-hand - A shell	21	19	18	125		15	*	\$ 205.00
S	Steel glide optional								\$ upcharge
F	Felt glide optional								\$ upcharge

### Plato Sled Chair

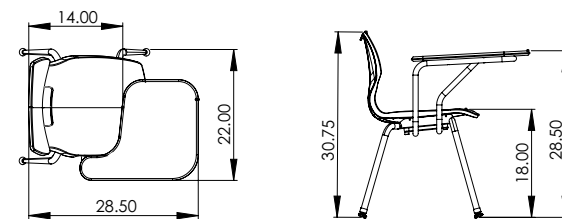
Plato seating allows the student to comfortably face front and the side. The seatback offers some flex front-to-back and offers pronounced lumbar support, encouraging good posture and breathing on the part of the student.

- The shell rests on the frame, not rivets, to add comfort.
- High-density polypropylene with color throughout the shell.
- The legs are strong, 18-gauge welded steel.
- Use nylon glides for carpeted areas, felt for VCT and hard surfaces.
- Legs available in durable chrome finish only.

### Plato P-Tablet Arm Chair

Plato seating allows the student to comfortably face front and the side. The seatback offers some flex front-to-back and offers pronounced lumbar support, encouraging good posture and breathing on the part of the student. Top is available in 3/4 in. Choose from 4mm T-Mold edge or Bullet T-Mold edge (standard). Chair shell available in 18 colors. Tablet in 13 standard laminate colors and 20 edge colors. Frame in Chrome.

- High-pressure laminate top.
- The shell rests on the frame, not rivets, to add comfort.
- High-density polypropylene shell with color throughout.
- Durable swivel-base glides with non-staining nylon bases and chrome-plated steel covers come standard. Or choose optional steel or felt glides.
- The legs are strong, 18-gauge welded steel with a durable chrome finish.



Plato P-Tablet Arm Chair

**Plato Tablet Chairs Have Top and Edge Choices**

- 3/4" Tops**
- CHOICE 1 - 3/4" top with 4mm T-Mold** (C to follow Model No.)
- CHOICE 2 - 3/4" top with Bullet T-Mold** (V to follow Model No.)

**Glide Options**

Nylon base glides are standard. Steel and Felt base glides are optional and are quoted.

This is factory installed option not available for field installation. Glide option must be on original chair order.

**Steel glide option:** Add 'S' to follow Model No.  
**Felt glide option:** Add 'F' to follow Model No.



It comfortably directs attention straight ahead.

# INTUIT



Stacking Chair



Adjustable Chair



Adjustable Stool

## For contemporary classrooms and students.

The Intuit chair was designed to make the student feel comfortable before even sitting down through its use of familiar, graceful curves.

- The chair's inviting shape gives an honest indication of how comfortable it is.
- The bucket design provides great back and shoulder support while offering just the right amount of flex.

## Holds attention without confining it.

Intuit seating gently and subtly directs the student's attention to the front without being restrictive. Its design allows a movement and its dimensions don't constrict the student.

## For use throughout the school.

A welcome addition to learning environments of all kinds, including classrooms, computer labs, art and music rooms. Plus administrative offices.

## For classrooms of all kinds and students of all sizes.



- Stacking models come in four sizes so you can pair the appropriately sized chair with the student in all grade levels.
- Generously proportioned shell offers comfortable seating for a broad range of student sizes within the grade level.
- Achieve additional mobility with optional casters on the Adjustable Chair and Stools.

## Construction.

Built for the demands of a social environment.



- The durable, high-density polypropylene shell stands up to the challenges of a real-world classroom.
- Made of 18-gauge welded steel, the frame is protected with a rugged powder coat finish.
- For added comfort, the shell rests directly on the frame (not on the rivets).



**Model 00563**  
14" seat height, 'B' Shell.  
Shown in Clementine.

**Model 00562**  
16" seat height, 'B' Shell.  
Shown in Fuchsia.

**Model 00509**  
18" seat height, 'A' Shell.  
Shown in Navy.

**Model 00560**  
19" seat height, 'A+' Shell.  
Shown in Purple.

### Intuit Stack Chair

Its comfortable bucket seat design provides great support for the back and shoulders while comfortably orienting the student toward the front. Subtle flex in the Intuit Chair's back provides some movement for the student, but movement to the sides and back is limited. Available in four sizes, 17 colors. Durable frame in Platinum.

- No sharp edges around handle.
- The light texture on the chair surface resists scratching.
- Mig-welded, 16-gauge steel frame.
- Swivel chrome plated glides come with nylon base. Or choose optional steel or felt glides.
- Stacks 5-6 chairs high.
- The shell rests on the frame, not on rivets.
- 3 sizes of shells available: 'A+' on 19" seat height; 'A' on 18" seat height and 'B' on 16" and 14" seat height.

MODEL	DESCRIPTION		D"	W"	H"	F.C.	CUBE	WT.	UPS	2017 LIST
00560	Intuit Stack Chair	A+ shell - 19"h	22	20.8	19	125	4	15	*	\$ 160.00
00509	Intuit Stack Chair	A shell - 18"h	19.9	18.9	18	125	4	15	*	\$ 140.00
00562	Intuit Stack Chair	B shell - 16"h	17.6	16.9	16	125	3.4	9	*	\$ 120.00
00563	Intuit Stack Chair	B shell - 14"h	17.6	16.8	14	125	3.4	9	*	\$ 115.00
S	Steel glide optional	Set of 4 installed								\$ upcharge
F	Felt glide optional	Set of 4 installed								\$ upcharge

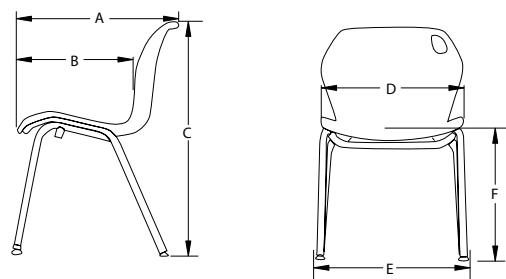
**Glide Options:**

Nylon base glides are standard. Steel and Felt base glides are optional and are quoted.

This is factory installed option not available for field installation. Glide option must be on original chair order.

**Steel glide option:** Add 'S' to follow Model No.  
**Felt glide option:** Add 'F' to follow Model No.

Model	A	B	C	D	E	F
00560	22.06"	16"	32.3"	19.61"	20.81"	19"
00509	19.85"	15.63"	30.41"	17.65"	18.89"	18"
00562	17.64"	12.8"	26.59"	15.69"	16.91"	16"
00563	17.64"	12.8"	25.1"	15.69"	16.84"	14"



### Intuit Adjustable Chair

Its comfortable bucket seat design provides great support for the back and shoulders while comfortably orienting the student toward the front. Subtle flex in the Intuit Chair's back provides some movement for the student. Swivel base allows student to face 360°. Seat height Adjustable. Available in two sizes, 17 colors. Durable five-star base and frame in Black. Choose casters or glides. Specify 'A' shell for grade 5+ or adult use. B Shell has a gas lift that is specifically designed for elementary use, grades 1-4, less weight is required to activate the mechanism. Black base only.

Shown in Persian Blue.

MODEL	DESCRIPTION		D"	W"	H"	F.C.	CUBE	WT.	UPS	2017 LIST
00530	Intuit Adj. Chair	w/glides	A+ shell	25	25	16-21	85	29	*	\$ 333.00
00531	Intuit Adj. Chair	w/2" casters	A+ shell	25	25	16-21	85	29	*	\$ 333.00
00532	Intuit Adj. Chair	w/glides	B shell	22	22	14-18	85	25	*	\$ 321.00
00533	Intuit Adj. Chair	w/2" casters	B shell	22	22	14-18	85	25	*	\$ 321.00



### Intuit Adjustable Stool

Its comfortable bucket seat design provides great support for the back and shoulders while comfortably orienting the student toward the front. Subtle flex in the Intuit Chair's back provides some movement for the student. Swivel base allows student to face 360°. Seat height Adjustable. Available in 17 colors. Durable 28" five-star base and frame in Black. Choose casters or glides. Black base only.

Shown in Mint.

MODEL	DESCRIPTION		D"	W"	H"	F.C.	CUBE	WT.	UPS	2017 LIST
00540	Intuit Adj. Stool	w/glides	A+ shell	28	28	22-32	85	37	*	\$ 479.00
00541	Intuit Adj. Stool	w/2" casters	A+ shell	28	28	22-32	85	37	*	\$ 479.00

**INTUIT CHAIR SHELL COLOR CHOICE**

Apple	Burgundy	Chocolate	Fuchsia	Navy	Red
Black	Cerulean	Clementine	Mint	Persian Blue	Yellow
Blueberry	Charcoal	Forest Green	Mocha	Purple	

**FRAME**

Platinum

View all finish options on page 274.



A new line. A new revelation for classroom functionality.

# OODLE



**NEW** FOR 2017



## Meet oodle.™

Often our ongoing pursuit of designs that inspire the minds of children takes us to places we never would have imagined even five or ten years ago. One such result is finally here. Meet oodle, the all-new active seating line that is as fun to explore as it is to say.

With a patent-pending 10-degree rocker base, the oodle stool system provides new levels of versatility, functionality and mobility, all to inspire a new generation of student.

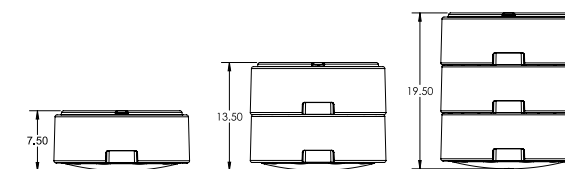


### Switch it up.

Keep your space fresh by switching things up in a flash. You're never stuck with one height or one color. And the unique rocker base system maximizes versatility. Sit flat, or sit with movement on the very same stool.

### Moving up.

The colorful 6.5" sections stack and twist to engage a unique stool to stool locking system. Educators can easily assist students to make the stool taller or shorter.



Height with Rocker Base Engaged



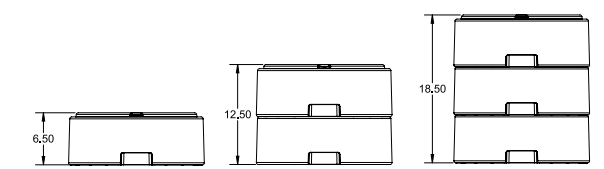
### Holding up.

oodle's 17-inch diameter is perfect for all ages and sizes of student. Sturdy polypropylene materials holds up to all elements.



### From the mind of Joe Ricchio.

The oodle stool was created for Smith System by Award-winning designer Joe Ricchio and his firm, Ricchio Design. Joe envisioned a bold, graphic form—a simple cylinder—to bring to life Smith System's idea for movement-optional seating. The result is something never before seen in this industry. "oodle is more fun, straightforward and casual than any other movement-friendly classroom furniture," says Ricchio. "The simplicity and multi-function capabilities are real benefits."



Height with Rocker Base Disengaged



Learning has evolved.  
Seating has adapted.






# oodles of possibilities.

The unique base design incorporates a structural disc which when flipped 180 degrees provides the student with the ability to wiggle. Or, if the student or teacher chooses, sit flat. Model oodle31 comes with three sections and one rocker base. Model oodle33 comes with three sections and three rocker bases.



Patent pending Movement Disc is inserted and locked into base. Flip 180° for no movement.



## Choice of movement.



### Make it move!

To add movement to oodle, simply flip the movement disc over to the curved side, this will provide the student with a comfortable (and fun) 10 degrees of movement in all directions. Just the right amount—oodle never feels unstable.



### Make it stop!

Let's face it, active seating isn't for every student (or every situation), for those students and situations, the movement disc is easy for a teacher to flip and remove movement from oodle. To stack oodle or sit flat, turn the movement disc over to the flat side and lock into place.



## All students welcome.

Students come in all shapes and sizes. In the design of oodle, we considered every body type. With 17 inches of seating surface, larger students will feel just as welcome using an oodle.



## Comfortable motion.

Featuring a modest 10 degrees of motion, oodle's edge is designed to catch a student before he or she is able to lose their balance. And, of course, motion is optional on oodle.



## Mix and match and stack.

To stack, rearrange your colors or use oodle in different configurations. Restacking is a breeze, just find the circular indicator and snap oodle into place.



## The most versatile active seating product on the market.

## Choice of height.

Because oodle comes in three 6.5" sections, teachers don't have to be stuck with a single height stool in their classrooms and commons areas. And students are free to choose the height they feel most comfortable with for the activity at that moment. For example, four 19.5" oodles can be used as six 13.5" oodles in the morning, and twelve 7.5" oodles in the afternoon.



MODEL	DESCRIPTION	D"	W"	H"	F.C.	CUBE	WT.	UPS	2017 LIST
OODLE31_---	Stack of Three with One Movement Disc	17dia.		6.5 - 19.5"	125		19.5	*	\$ 189.00
OODLE33_---	Stack of Three with Three Movement Discs	17dia.		6.5 - 19.5"	125		25.5	*	\$ 239.00
OODLEBASECGR	Movement Disc Only*	17dia.		1"	125		3	*	\$ 29.00

OODLE COLOR CHOICE ■ Platinum **PLT** ■ Charcoal\* **CGR** ■ Orange **ORG** ■ Apple **APL** ■ Cerulean **CER**

Oodle ships in a single color, to mix colors order multiple stools. \*Movement Disc available in Charcoal only.

Comfortable, reconfigurable seating for commons areas.

# CHAT



Chat Chair



Chat Scooter

### A new kind of chair.

This hybrid is a welcome option for social learning situations and commons area seating. It merges the comfortable dimensions of lounge seating with the kind of durability expected in a school setting.

### Temporarily fixed in place or mobile.

- Chat Chairs can be linked together to form rows. They can also be joined to Chat Wedge tables to create curved configurations.
- Integrated casters make relocating Chat Chairs easy for any student.

### A chair of choice.



- Students will choose to sit in a Chat Chair because its roomy dimensions connote relaxation and informality.
- Chat Chairs offer a comfortable place for students to sit while they interact and exchange ideas.

### Construction.



Built for the demands of a school environment.

- Add power units to Chat Wedge Tables to supply power to student devices.
- The durable, high-density polypropylene seat pan and seat back stands up to the challenges of real-world schools.
- Made of 18-gauge welded steel, the frame is protected with a rugged powder coat finish.
- For added comfort, it rests directly on the frame (not on the rivets).

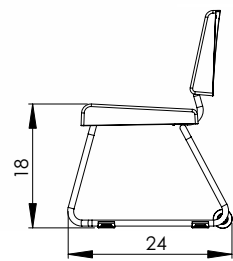


Cascade® Two-Sided Whiteboard Unit. See page 244 to order.



Café Round top, Model 01504 with 16" Crisscross Base, Model 01458. Shown in Boardwalk Oak top with Platinum Edge. Shown with optional power unit, model 017097.

Chat Chairs can be joined together to create a bench effect, shown in Apple and Black. Models CH11PAPA00 and CH11PBPB00.



### Chat Chair

The Chat Chair is a new concept in seating, providing an option between lounge seating and classroom seating. The Chat Chair offers large dimensions, encouraging the student to engage in relaxed collaborative learning or social learning settings. The Chat Chair offers excellent flexibility: integrated casters provide easy mobility. It can be ganged, or positioned individually. Available in 14 colors with nylon or felt glides.

MODEL	DESCRIPTION	D"	W"	H"	F.C.	CUBE	WT.	UPS	2017 LIST
CH11P_P_0_0	Chat Chair - Polypropylene 18"h w/nylon glide	24	24.5	18	125	26	26	*	\$ 299.00
CH21P_P_0_0	Chat Chair - Polypropylene 18"h w/felt glide	24	24.5	18	125	26	26	*	\$ 299.00

Seat Color Choice for 1st    Choose 1 letter    Back Color Choice for 2nd    Choose 1 letter

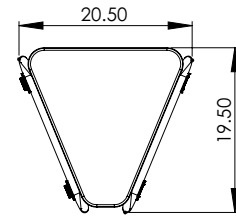
**CHAT CHAIR SHELL COLOR CHOICE**

- Apple **A**
- Burgundy **D**
- Clementine **E**
- Mocha **T**
- Purple **K**
- Black **B**
- Cerulean **S**
- Forest Green **F**
- Navy **I**
- Red **L**
- Blueberry **C**
- Chocolate **Q**
- Mint **H**
- Persian Blue **J**

**FRAME**

- Platinum


View all finish options on page 274.



### Chat Wedge Table

Complement Chat Chairs with Chat Wedge Tables. These 60° tables allow you to create large, inviting seating spaces in commons areas, libraries, hallways and entry areas. All standard edge and laminate choices available.

MODEL	DESCRIPTION	D"	W"	H"	F.C.	CUBE	WT.	UPS	2017 LIST
CHWDG	Chat Wedge Table	19.5	20.5	16.82	70	16	16	*	\$ 149.00
CHWDGQD	Chat Wedge Table w/Soft Touch Dome, 3 Power	19.5	20.5	16.82	70	16	16	*	\$ 309.00
CHWDGRD	Chat Wedge Table w/Soft Touch Dome, 1 Power, 1 twin USB	19.5	20.5	16.82	70	16	16	*	\$ 394.00
<b>Optional Accessory</b>									
17107	4 Plug Power Outlet w/15' cord	2.8	6.6	3.3	70	4	4	*	\$ 375.00



Ingenious integrated casters provide easy wheelbarrow mobility for the Chat Chair and glides allow the chair to sit securely in one place.



Model 17107, 4-Plug Power Outlet, clamps securely to the work surface. See above for ordering information.



### Chat Scooter

Integrated handle and casters make the Chat Scooter an easy, casual and fun seating option. Students sit on either side of the flat seat, even two per chair. Available in 14 colors with Nylon or felt glides. *Not intended to be ganged with Chat Chair or Chat Wedge Table.*

MODEL	DESCRIPTION	D"	W"	H"	F.C.	CUBE	WT.	UPS	2017 LIST
CH31P_P_0_0	Chat Scooter - Polypropylene 18"h w/nylon glide	24	24.5	18	125	18	18	*	\$ 199.00
CH41P_P_0_0	Chat Scooter - Polypropylene 18"h w/felt glide	24	24.5	18	125	18	18	*	\$ 199.00



Café Round top, Model 01504 with 16" Circular Base, Model 01450.

Chat Chairs in Cerulean, Model CH11PSPS0 Shown with Chat Wedge Tables, Model CHWDG in Flax Linen tops with Cerulean edge and Platinum frame. See Coffee Height Cafe Tables on page 193.

# UXL



Stacking Chair



Mobile Stacking Chair



Stacking Chair with Arms



Tablet Arm Chair



Nest & Fold Chair



Adjustable Chair



Beam Seating

So customizable, even the options offer options.

## No seating line offers more versatility.

The UXL furniture line includes desking, tables and seating. The idea behind it is to be so versatile, that this single line could be used throughout a school.

When it comes to seating, The UXL Chair is dozens of chairs in one—all starting with the comfortable and spacious UXL Stacking Chair. From there, add utility and functionality with the many available options.

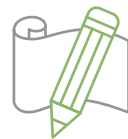
## Options that add functionality.



- Choose from two styles of tablet arms: P-Tablet and FoldAway Tablet Arm.
- Underseat wire Book Basket available in durable powder coat.

## What are my choices?

- Seat backs available in durable polypropylene in 18 colors.
- Seat pans available in durable polypropylene in 18 colors or comfortable fabric in 16 colors—mix or match them with the seat back colors.
- Choose Stack or Nest & Fold Chairs.
- Add mobility with casters.
- Add comfort with optional arms.



## It enhances the design scheme.

By choosing UXL, you can choose the same seat colors as the edge band colors of the desks and tables — and those colors will match. This is one of the ways UXL allows you to maintain a consistent design scheme throughout the entire building.



UXL 18" Stacking Chair in Cerulean.

## UXL® Stack Chair

This comfortably proportioned line of seating complements other furnishings in the UXL line. This highly customizable seating lets you choose polypropylene or fabric seats in 18 colors you can mix or match with seat back colors. Other options include Book Baskets and Long Ganging Device. Stack 10 high.

Polypropylene (P) Seat or Fabric (F) Seat Choice. Polypropylene (P) Back is standard.

- Fabric seats in 16 colors.
- Polypropylene seat and backs in 18 colors to mix or match.
- High-density polypropylene seats and seat backs have color throughout.
- Casters or nylon glides.
- Optional Book Baskets.
- Optional Long Ganging Device.
- Chairs without Book Baskets stack 10 high.

MODEL	DESCRIPTION	D"	W"	H"	F.C.	CUBE	WT.	UPS	2017 LIST
UXL Stack Chair with Polypropylene Seat & Back									
XL183P_P_	18"h UXL Stack Chair w/glides	25	21	18	125		14	*	\$ 209.00
UXL Stack Chair with Fabric Seat & Polypropylene Back									
XL183F_P_	18"h UXL Stack Chair w/glides	25	21	18	125		14	*	\$ 264.00



## UXL Stack Mobile Chair

Adding casters makes this comfortably proportioned line of seating mobile and even more versatile. This highly customizable seating lets you choose polypropylene or fabric seats from 18 mix or match seat and seat back colors. Other options include Book Baskets and Long Ganging Devices. Stack 10 high. Platinum frame.

Polypropylene (P) Seat or Fabric (F) Seat Choice. Polypropylene (P) Back is standard.

MODEL	DESCRIPTION	D"	W"	H"	F.C.	CUBE	WT.	UPS	2017 LIST
UXL Stack Chair with Polypropylene Seat & Back									
XL187P_P_	18"h UXL Stack Mobile Chair w/casters	25	21	18	125		14	*	\$ 270.00
UXL Stack Chair with Fabric Seat & Polypropylene Back									
XL187F_P_	18"h UXL Stack Mobile Chair w/casters	25	21	18	125		15	*	\$ 325.00

**UXL SEAT & BACK COLOR CHOICE** Seat Color Choice for 1st  Choose 1 letter Back Color Choice for 2nd  Choose 1 letter **FRAME**

<span style="color: green;">●</span> Apple <b>A</b>	<span style="color: purple;">●</span> Burgundy <b>D</b>	<span style="color: brown;">●</span> Chocolate <b>Q</b>	<span style="color: red;">●</span> Fuchsia <b>G</b>	<span style="color: darkblue;">●</span> Navy <b>I</b>	<span style="color: red;">●</span> Red <b>L</b>	<span style="background-color: gray; border: 1px solid gray; padding: 2px;">Platinum</span>
<span style="color: black;">●</span> Black <b>B</b>	<span style="color: cyan;">●</span> Cerulean <b>S</b>	<span style="color: orange;">●</span> Clementine <b>E</b>	<span style="color: green;">●</span> Mint <b>H</b>	<span style="color: blue;">●</span> Persian Blue <b>J</b>	<span style="color: white; border: 1px solid black; border-radius: 50%; padding: 2px;">White* <b>M</b></span>	
<span style="color: blue;">●</span> Blueberry <b>C</b>	<span style="color: gray;">●</span> Charcoal* <b>R</b>	<span style="color: darkgreen;">●</span> Forest Green <b>F</b>	<span style="color: gold;">●</span> Mocha <b>T</b>	<span style="color: purple;">●</span> Purple <b>K</b>	<span style="color: yellow;">●</span> Yellow <b>N</b>	

\* White and Charcoal available in poly only. View all finish options on page 274.





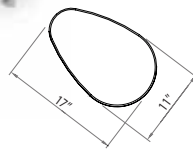
### UXL Stack Chair with Arms

Adding arms makes this comfortably proportioned line of seating even more comfortable. This highly customizable seating lets you choose: polypropylene or fabric seats, from 18 mix or match seat and seat back colors and between casters and glides. Other options include Book Baskets and Long Ganging Devices. Stack 10 high. 18" model. Platinum frame.

Polypropylene (P) Seat or Fabric (F) Seat Choice.  
Polypropylene (P) Back is standard.

MODEL	DESCRIPTION	D"	W"	H"	F.C.	CUBE	WT.	UPS	2017 LIST
UXL Stack Chair with Polypropylene Seat									
XL183P_P_LR	18"h UXL Stack Chair w/arms w/glides	25	21	18	125		17	*	\$ 323.00
XL187P_P_LR	18"h UXL Stack Chair w/arms w/casters	25	21	18	125		19	*	\$ 384.00
UXL Stack Chair with Fabric Seat									
XL183F_P_LR	18"h UXL Stack Chair w/arms w/glides	25	21	18	125		18	*	\$ 378.00
XL187F_P_LR	18"h UXL Stack Chair w/arms w/casters	25	21	18	125		20	*	\$ 439.00

Seat Color Choice for 1st  Choose 1 letter  
Back Color Choice for 2nd  Choose 1 letter



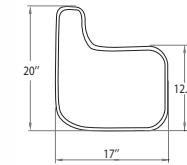
### UXL FoldAway Tablet Arm Chair

This comfortably proportioned line of seating offers a FoldAway Tablet Arm. Other choices include: left or right Tablet Arm, polypropylene or fabric seats, 18 mix or match seat and seat back colors and casters and glides. Book Baskets and Long Ganging Devices also available. 18" model. Platinum frame.

Polypropylene (P) Seat and Polypropylene (P) Back.  
FoldAway Tablet Black only.

MODEL	DESCRIPTION	D"	W"	H"	F.C.	CUBE	WT.	UPS	2017 LIST
XL183P_P_NF	18"h Stack Chair w/right Fold-away Tablet	29	22.5	18	125		19		\$ 387.00
XL183P_P_FN	18"h Stack Chair w/left Fold-away Tablet	29	22.5	18	125		19		\$ 387.00

Seat Color Choice for 1st  Choose 1 letter  
Back Color Choice for 2nd  Choose 1 letter



### UXL P-Tablet Arm Chair

This comfortably proportioned line of seating offers a fixed P-Tablet Arm, available in 13 laminate finishes and 20 edge Colors. Other choices include: left or right Tablet Arm, 18 mix or match seat and seat back colors and casters and glides. Book Baskets and Long Ganging Devices also available. 18" model. Platinum frame.

Polypropylene (P) Seat and Polypropylene (P) Back.

With Book Basket: chair bottom to bed of Book Basket is 6"; front opening is 4.75" and rear opening is 5.5".

MODEL	DESCRIPTION	D"	W"	H"	F.C.	CUBE	WT.	UPS	2017 LIST
UXL P-Tablet Arm Chair with Polypropylene Seat & Back (Glides)									
XL183P_P_NT_---	18"h Stack Chair w/right arm P-Tablet	30	25	18	125		24	*	\$ 310.00
XL183P_P_TN_---	18"h Stack Chair w/left arm P-Tablet	30	25	18	125		24	*	\$ 310.00
UXL P-Tablet Arm Chair with Polypropylene Seat & Back (Casters)									
XL187P_P_NT_---	18"h Stack Chair w/right arm P-Tablet	30	25	18	125		24	*	\$ 370.00
XL187P_P_TN_---	18"h Stack Chair w/left arm P-Tablet	30	25	18	125		24	*	\$ 370.00

Seat Color Choice for 1st  Choose 1 letter  
Back Color Choice for 2nd  Choose 1 letter  
Tablet Laminate Color Choice for 3rd, 4th & 5th  Choose 3 letters  
Tablet Edge Color Choice for 6th  Choose 1 letter



### Premium Stack Chair Dolly

Premium Trolley provides stable, maneuverable transport of 10 UXL Stacking Chairs (18"h only). Features: locking casters, a padded handle that folds away for compact storage and four anchoring cups—one for each chair leg. Black.

MODEL	DESCRIPTION	D"	W"	H"	F.C.	CUBE	WT.	UPS	2017 LIST
55016 BLA	Premium Stack Chair Dolly	29	27	10	125		30	*	\$ 394.00



**Stack Chair Long Ganging Device**  
Model 70861  
\$ 13.00



**UXL Chair Book Basket (for 18" only)**  
Model 77930 PLT  
\$ 43.00  
**Felt Glide Set For Stack Chair**  
Model 17580  
\$ 8.00

#### UXL SEAT, BACK & EDGE MOLDING COLOR CHOICE

- Apple **A**
- Burgundy **D**
- Chocolate **Q**
- Fuchsia **G**
- Navy **I**
- Red **L**
- Champagne **O**
- Black **B**
- Cerulean **S**
- Clementine **E**
- Mint **H**
- Persian Blue **J**
- White\* **M**
- Orange **U**
- Blueberry **C**
- Charcoal\* **R**
- Forest Green **F**
- Mocha **T**
- Purple **K**
- Yellow **N**
- Platinum **P**

#### ADDITIONAL EDGE ONLY COLOR CHOICE

#### UXL LAMINATE DESK TOP COLOR CHOICE

- Asian Night **ANG**
- High Rise **HRE**
- Flax Linen **FLL**
- Wild Cherry **CHE**
- Boardwalk Oak **BWK**
- Buka Bark **BBK**
- Mission Maple **MIM**
- Fusion Maple **MAP**
- Pewter Mesh **PEW**
- Palisades Oak **PSO**
- New Age Oak **NEW**
- Grey Nebula **GNB**
- Classic Linen **CLN**
- Platinum

\*White and Charcoal not available in fabric. White not available as edge. View all finish options on page 274.



Nest & Fold



UXL Nest & Fold Chairs can be moved together. Because they don't require stacking or extra equipment for transport, they save time, effort and expense. Shown in Persian Blue, Apple and Blueberry with optional arms.

Complement UXL Nest & Fold Chairs with UXL Nest & Fold Tables, offering portability and efficient storage. See pages 120-123.



UXL Nest & Fold Chair

This comfortably proportioned line of seating complements other furnishings in the UXL line. Very mobile thanks to casters, and very compact to store, the UXL Nest & Fold Chair is highly customizable. Mix or match 18 poly seat back colors and 16 fabric seat colors. Platinum frame only. Not available in Charcoal or White seat (due to fabric).

Fabric (F) Seat and Polypropylene (P) Back.

MODEL	DESCRIPTION	D"	W"	H"	F.C.	CUBE	WT.	UPS	2017 LIST
NF187F_P_	UXL Nest & Fold Chair	22.5	21.25	18	125		16	*	\$ 345.00
NF187F_P_LR	UXL Nest & Fold Chair w/arms	22.5	21.25	18	125		21	*	\$ 448.00



UXL Adjustable Chair

This comfortably proportioned seating adjusts 16"-21" and swivels; it complements other furnishings in the UXL line. Highly customizable, it lets you choose polypropylene or fabric seats from 18 mix or match seat and seat back colors and between casters and glides.

Polypropylene (P) Seat or Fabric (F) Seat Choice.

MODEL	DESCRIPTION	D"	W"	H"	F.C.	CUBE	WT.	UPS	2017 LIST
UXL Adjustable Chair with Polypropylene Seat									
XL031P_P_	UXL Adjustable Chair w/glides	25	25	16-21	85		25	*	\$ 353.00
XL035P_P_	UXL Adjustable Chair w/casters	25	25	16-21	85		22	*	\$ 363.00
XL031P_P_LR	UXL Adjustable Chair w/arms w/glides	25	25	16-21	85		31	*	\$ 492.00
XL035P_P_LR	UXL Adjustable Chair w/arms w/casters	25	25	16-21	85		29	*	\$ 502.00
UXL Adjustable Chair with Fabric Seat									
XL031F_P_	UXL Adjustable Chair w/glides	25	25	16-21	85		23	*	\$ 405.00
XL035F_P_	UXL Adjustable Chair w/casters	25	25	16-21	85		20	*	\$ 415.00
XL031F_P_LR	UXL Adjustable Chair w/arms w/glides	25	25	16-21	85		29	*	\$ 543.00
XL035F_P_LR	UXL Adjustable Chair w/arms w/casters	25	25	16-21	85		27	*	\$ 553.00



UXL Adjustable Stool

This comfortably proportioned seating adjusts 23 1/2"-30" and swivels; it complements other furnishings in the UXL line. Highly customizable, it lets you choose polypropylene or fabric seats from 18 mix or match seat and seat back colors and between casters and glides.

Polypropylene (P) Seat or Fabric (F) Seat Choice.

MODEL	DESCRIPTION	D"	W"	H"	F.C.	CUBE	WT.	UPS	2017 LIST
UXL Adjustable Stool with Polypropylene Seat									
XL041P_P_	UXL Adjustable Stool w/glides	28	28	23.5-30	85		29	*	\$ 424.00
XL045P_P_	UXL Adjustable Stool w/casters	28	28	23.5-30	85		26	*	\$ 433.00
XL041P_P_LR	UXL Adjustable Stool w/arms w/glides	28	28	23.5-30	85		32	*	\$ 562.00
XL045P_P_LR	UXL Adjustable Stool w/arms w/casters	28	28	23.5-30	85		29	*	\$ 572.00
UXL Adjustable Stool with Fabric Seat									
XL041F_P_	UXL Adjustable Stool w/glides	28	28	23.5-30	85		27	*	\$ 475.00
XL045F_P_	UXL Adjustable Stool w/casters	28	28	23.5-30	85		24	*	\$ 486.00
XL041F_P_LR	UXL Adjustable Stool w/arms w/glides	28	28	23.5-30	85		30	*	\$ 614.00
XL045F_P_LR	UXL Adjustable Stool w/arms w/casters	28	28	23.5-30	85		27	*	\$ 625.00

UXL SEAT & BACK COLOR CHOICE Seat Color Choice for 1st      Choose 1 letter Back Color Choice for 2nd      Choose 1 letter FRAME

<span style="color: green;">●</span> Apple <b>A</b>	<span style="color: maroon;">●</span> Burgundy <b>D</b>	<span style="color: brown;">●</span> Chocolate <b>Q</b>	<span style="color: magenta;">●</span> Fuchsia <b>G</b>	<span style="color: navy;">●</span> Navy <b>I</b>	<span style="color: red;">●</span> Red <b>L</b>	<span style="border: 1px solid gray; padding: 2px;">Platinum</span>
<span style="color: black;">●</span> Black <b>B</b>	<span style="color: cyan;">●</span> Cerulean <b>S</b>	<span style="color: orange;">●</span> Clementine <b>E</b>	<span style="color: green;">●</span> Mint <b>H</b>	<span style="color: blue;">●</span> Persian Blue <b>J</b>	<span style="border: 1px solid gray; border-radius: 50%; padding: 2px;">White* <b>M</b></span>	
<span style="color: blue;">●</span> Blueberry <b>C</b>	<span style="color: gray;">●</span> Charcoal* <b>R</b>	<span style="color: forestgreen;">●</span> Forest Green <b>F</b>	<span style="color: gold;">●</span> Mocha <b>T</b>	<span style="color: purple;">●</span> Purple <b>K</b>	<span style="color: yellow;">●</span> Yellow <b>N</b>	

\*White and Charcoal not available in fabric. White not available as edge. View all finish options on page 274.



## UXL Beam Seating

For lecture rooms, common and reception areas, this highly customizable free-standing seating can be configured to meet a wide variety of needs. Choose: polypropylene seats from 18 mix or match seat and seat back colors. Optional Arms, FoldAway Tablet Arms and Tables available. Glide legset (BG) standard. Polypropylene (P) Seat and Back. Glides standard.

1	MODEL	DESCRIPTION	D"	W"	H"	F.C.	CUBE	WT.	UPS	2017 LIST
0	BG0P_P_	UXL Beam Seating (2 Seat)	22.5	48	31.49	70		51		\$ 792.00
1	BG1P_P_	UXL Beam Seating (3 Seat)	22.5	71.5	31.49	70		70		\$ 1,100.00
2	BG2P_P_	UXL Beam Seating (4 Seat)	22.5	95	31.49	70		90		\$ 1,396.00
3	BG3P_P_	UXL Beam Seating (5 Seat)	22.5	118.5	31.49	70		109		\$ 1,705.00
4	BG4P_P_	UXL Beam Seating (1 Seat / 1 Table)	22.5	48	31.49	70		49		\$ 605.00
5	BG5P_P_	UXL Beam Seating (2 Seats / 1 Table)	22.5	71.5	31.49	70		68		\$ 913.00
6	BG6P_P_	UXL Beam Seating (3 Seats / 1 Table)	22.5	95	31.49	70		88		\$ 1,209.00
7	BG7P_P_	UXL Beam Seating (4 Seats / 1 Table)	22.5	118.5	31.49	70		107		\$ 1,518.00
8	BG8P_P_	UXL Beam Seating (2 Seats / 2 Tables)	22.5	95	31.49	70		86		\$ 1,022.00
9	BG9P_P_	UXL Beam Seating (3 Seats / 2 Tables)	22.5	118.5	31.49	70		105		\$ 1,331.00

## UXL Beam Seating Optional Accessories

### Optional Arms for UXL Beam seating

Add to end of Beam Part Number. List Left Arm choice 0-5 and Right Arm choice 0-5.

Additional \$ +69.00 per

### Optional Fold Away Tablet Arm for UXL Beam seating

Add to end of Beam Part Number. List Left Arm choice 0-5 and Right Arm choice 0-5.

Additional \$+178.00 per

### Optional Table for UXL Beam seating

18" x 18" table in place of one seat.

Subtract cost from Beam seating cost \$ -187.00 per

2, 3, 9

### UXL SEAT, BACK & EDGE MOLDING COLOR CHOICE

- Apple **A**
- Burgundy **D**
- Chocolate **Q**
- Fuchsia **G**
- Navy **I**
- Red **L**
- Black **B**
- Cerulean **S**
- Clementine **E**
- Mint **H**
- Persian Blue **J**
- White\* **M**
- Blueberry **C**
- Charcoal\* **R**
- Forest Green **F**
- Mocha **T**
- Purple **K**
- Yellow **N**

### FRAME

- Platinum

\*White and Charcoal not available in fabric. White not available as edge. View all finish options on page 274.

## UXL Beam Seating building a part number

### 4 CHOOSE LEFT ARM:

No Arm (0), One Arm (1),  
Two Arms (2), Three Arms (3),  
Four Arms (4), Five Arms (5)

### 5 CHOOSE RIGHT ARM:

No Arm (0), One Arm (1),  
Two Arms (2), Three Arms (3),  
Four Arms (4), Five Arms (5)

### 6 CHOOSE LEFT TABLET ARM:

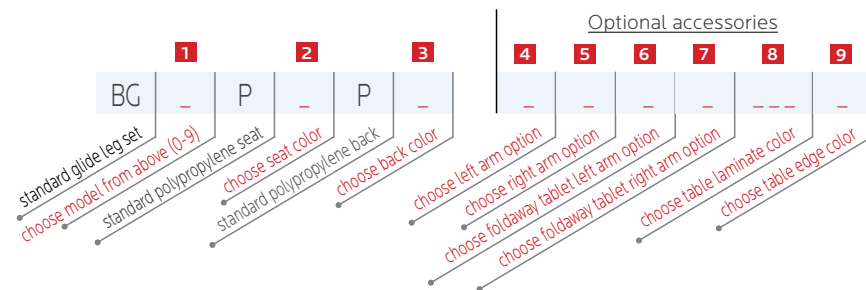
No Arm (0), One Arm (1),  
Two Arms (2), Three Arms (3),  
Four Arms (4), Five Arms (5)

### 7 CHOOSE RIGHT TABLET ARM:

No Arm (0), One Arm (1),  
Two Arms (2), Three Arms (3),  
Four Arms (4), Five Arms (5)

### 8 UXL LAMINATE DESK TOP COLOR CHOICE

- Asian Night **ANG**
- Boardwalk Oak **BWK**
- Pewter Mesh **PEW**
- Classic Linen **CLN**
- High Rise **HRE**
- Buka Bark **BBK**
- Palisades Oak **PSO**
- Flax Linen **FLL**
- Mission Maple **MIM**
- New Age Oak **NEW**
- Wild Cherry **CHE**
- Fusion Maple **MAP**
- Grey Nebula **GNB**



Reception areas.  
Waiting rooms.  
Lecture halls.



Shown 3 Sets of 4 Seat UXL Beam Seating in an auditorium setting. Model BG2PIPI—Navy Poly Shells.



Model BG1PJP31



Model BG5PJPJ0000GNBJ



Model BG1PLPL0012



# DESKS & TABLES

Today's learning environments present an unprecedented challenge to desks and tables, demanding greater versatility and durability. Our desks and tables are designed for multiple reconfigurations—pods, pairs, rows and more—and are reinforced to withstand the constant movement.





# Beyond design, consider how it's engineered and built

As active parts of the education process, desks and tables absorb more hard use.

## Mobile

In collaborative learning classrooms, students have to be able to move desks and tables without help.

## Reconfigurable

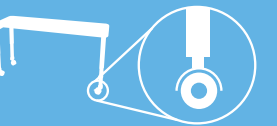
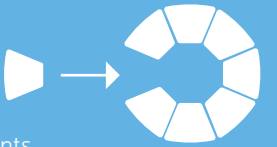
Today, the shape of desk and table work surfaces must allow the furniture to fit into a compact pod for small group work and work in pairs, or make them suitable for individual work.

## Future Proof

Desks and tables are moved constantly. They must be built strong to withstand this use well into the future. Their shapes must add functionality with future use in mind, rather than contributing gimmicky, non-functional arrangements in the classroom. Learn more at [smithsystem.com/collaborative-desks](http://smithsystem.com/collaborative-desks).

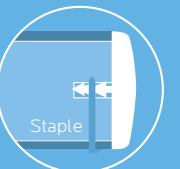
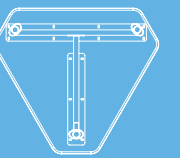
## Functionality

- "Pie-shaped" desktops allow students to make compact pods for working in groups.
- Casters provide needed mobility for the desk—don't make students drag them across the floor.
- The suggested minimum workspace is 27 in.



## Durability

- Structural Framing—steel reinforcing beams attach to each leg, adding rigidity and preventing wobbly legs. Don't settle for Easy On Brackets on tables and desks in collaborative learning classrooms.
- The T-Mold edge band, used on Smith System Desks and Tables, is stapled every six inches to provide superior fastening power.



## Right Size

Fitting the chair and desk or table to the student is important, as a proper fit helps academic performance while a poor fit hinders it.



### SUGGESTED DESK AND CHAIR HEIGHTS:

TABLE HEIGHT	~19"	~22"	~24"	~27"	~29"
CHAIR HEIGHT	10"	12"	14"	16"	18"
3-4 year olds	50%	50%			
Kindergarten		50%	50%		
Grade 1			100%		
Grade 2			25%	75%	
Grade 3 - 4				100%	
Grade 5				50%	50%
Grade 6 - 12					100%

## Dependability

Smith System backs its tables and desks with a lifetime warranty on the frame and legs and a 12-year warranty on tabletops and desktops.



 **27 in.** Suggested minimum workspace

## Healthy Construction

Smith System desks and tables are made for healthy learning environments, and are UL Greenguard Gold Certified.

## Availability

Smith System employs lean manufacturing techniques allowing us to make tables and desks to order and Quick Ship them.



# SHAPE SHIFT



**Interchange™**  
SEE PAGE 62



**UXL®**  
SEE PAGE 94



**Elemental™**  
SEE PAGE 126



**Silhouette™**  
SEE PAGE 136



**Flexline™**  
SEE PAGE 144



**Planner™**  
SEE PAGE 158



**Meeting Tables**  
SEE PAGE 184



**Acrobat™**  
SEE PAGE 200



**Activity Tables**  
SEE PAGE 216

Unique surfaces to create an unlimited number of possibilities.



Wing Desk



Swoop Wing Desk



Open Front Wing Desk



Diamond Desk



Open Front Diamond Desk



Student Desks



3-2-1 Desk



Squiggle Table



Cookie Table



Crescent Table



Activity Tables



Multi-Media Tables

## Contemporary styling, solid functionality and innovative desktop designs.

### For 21st Century Classrooms.

Its unique combination of functionality, style and practicality gives the Interchange line its innate unity and beauty.

- Interchange Wing™, Diamond™ and 3-2-1™ Desks for collaborative learning (and traditional) classrooms.
- Interchange Student Desks for traditional classrooms.



### Dependability.

- Lifetime warranty on the frame and legs, 12-year warranty on table and desktops.



### Healthy construction.

- UL Greenguard Gold Certified.

### Unbeatable construction.

- The T-Mold edge band, used on Interchange Desks and Tables, is stapled every six inches to provide superior fastening power.
- The work surfaces are high-pressure laminate that stand up to heavy use.
- Structural Framing—steel reinforcing beams attached to each leg—adding rigidity and preventing wobbly legs. Don't settle for Easy On Brackets for tables and desks in collaborative learning classrooms.







Interchange Wing™ Desk



Wing Desks shown at 34" h with 24" h Flavors Fixed-height Stools, Model 11889. Shown in Asian Night top with Apple edge and Platinum frame.



All Interchange Desks can be set at 34" h on a glide or 37" h on casters for use with a 24" stool or standing.



The unique shape of Interchange Wing Desks allows you to oppose desks in a compact area, or in rows for lectures, testing or individual work.



Shown in Classic Linen top with Persian Blue edge and Platinum frame. Shown with optional Flavors Stack Chair, Model 11849.





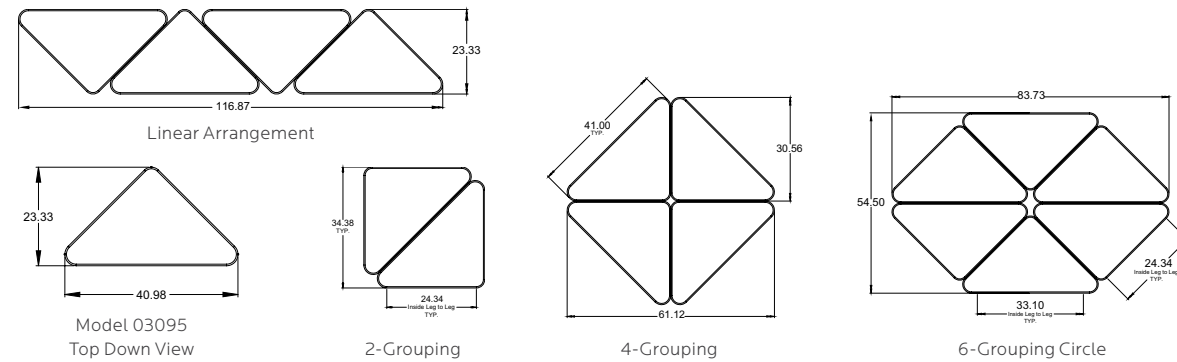
### Interchange Wing™ Desk

This compact, contemporary desk designed for collaborative learning provides sleek looks, solid functionality and great flexibility. It can be arranged in countless ways for groups of all sizes. Its work surface provides ample space for work of all kinds. Order it in any of 13 standard laminate colors, 20 edge colors and Black or Platinum frame.

- Durable desktop available in 1 1/4" or 3/4" thickness, with a high-pressure laminate surface.
- Rugged powder coat surface on legs resists wear.
- Chrome-plated lower legs of 16-gauge steel resist scuffing.
- Sock-style glide caps add protection.
- 1" adjustable leveling glides provide stability on uneven floors.
- Now available with Cascade™ standard width (SW) Tote Tray Kit.

Shown in Classic Linen top with Persian Blue edge and Platinum frame.

MODEL	DESCRIPTION	D"	W"	H"	F.C.	CUBE	WT.	UPS	2017 LIST
03095	Interchange Wing Desk	23.5	41	22-34	70	2.4	45	*	\$ 242.00
<b>Optional Accessories</b>									
66013	Interchange SW (Standard Width) Tote Tray w/housing								\$ 88.00
66014	Interchange SW (Standard Width) housing only								\$ 68.00



Interchange Wing available with optional Cascade standard width tote.

**Make it mobile with casters**  
Order Model 17576  
\$ 76.00 List

**Mix Wing & Swoop Wing Desks**  
Swoop Wing page 67



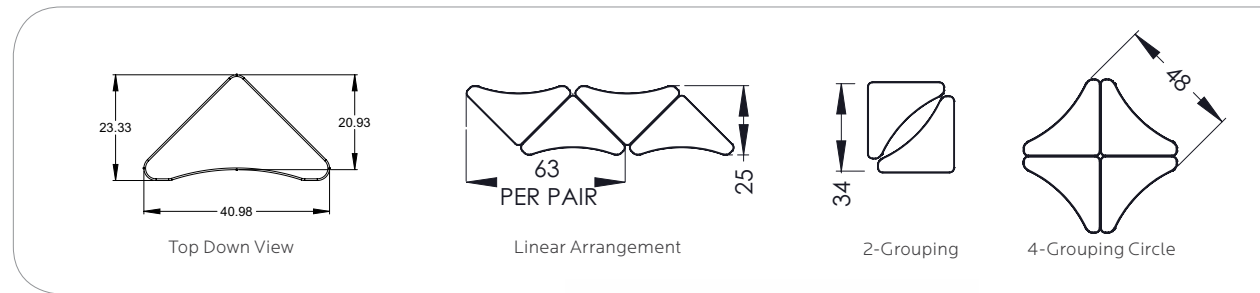
### Interchange Swoop Wing™ Desk

This compact, contemporary desk designed for collaborative learning provides sleek looks, solid functionality and great flexibility. It can be arranged in countless ways for groups of all sizes. The swoop in the work surface provides a sense of place for the student. Order it in any of 13 standard laminate colors, 20 edge colors and Black or Platinum frame.

Shown in Fusion Maple top with Clementine edge and Platinum frame. Shown with optional Plato Stack Chair in Clementine, Model 00950.

MODEL	DESCRIPTION	D"	W"	H"	F.C.	CUBE	WT.	UPS	2017 LIST
03097	Interchange Swoop Wing Desk	23.5	41	22-34	70	2.4	43	*	\$ 245.00

\*Totes and bookboxes are not compatible with Swoop Wing Desk.



**Interchange Swoop Wing and Student Desks Have Top and Edge Choices**

**1 1/4" Tops**

- CHOICE 1** - 1 1/4" top with Bumper T-Mold no letter to follow Model No.
- CHOICE 2** - 1 1/4" top with 4mm T-Mold to follow Model No.

**3/4" Tops**

- CHOICE 3** - 3/4" top with 4mm T-Mold to follow Model No.
- CHOICE 4** - 3/4" top with Bullet T-Mold to follow Model No.



**THE DETAILS THAT SET US APART.**  
All Smith System Collaborative Desks have structural framing which prevents wobbly legs and contributes to a longer service life.

**INTERCHANGE LAMINATE COLOR CHOICE**

- Asian Night, Boardwalk Oak, Pewter Mesh, Classic Linen, High Rise, Buka Bark, Palisades Oak, Flax Linen, Mission Maple, New Age Oak, Wild Cherry, Fusion Maple, Grey Nebula

**LEG COLOR CHOICE**

- Black, Platinum

**INTERCHANGE EDGE COLOR CHOICE**

- Apple, Burgundy, Charcoal, Forest Green, Mocha, Persian Blue, Red, Black, Cerulean, Chocolate, Fuchsia, Navy, Platinum, Yellow, Blueberry, Champagne, Clementine, Mint, Orange, Purple

View all finish options on page 274.





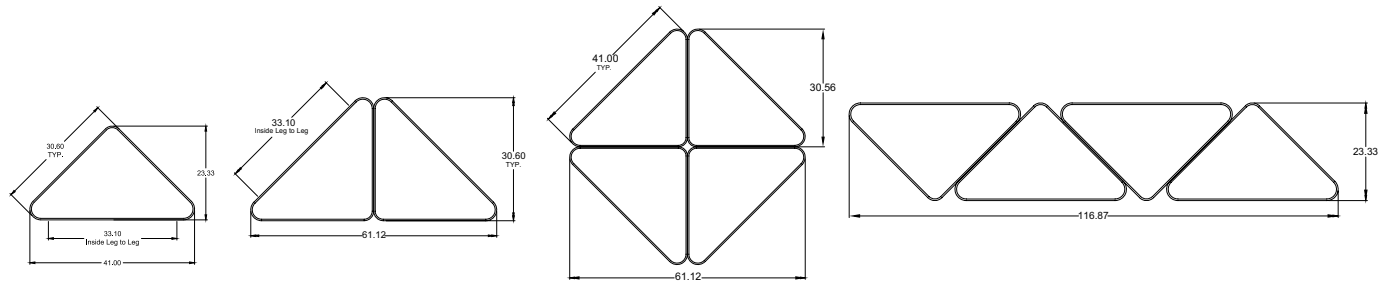
Shown in High Rise top with Cerulean edge and Platinum frame.

### Interchange Wing™ Open Front Desk

This flexible contemporary desk provides both sleek looks and solid functionality. Its space-saving desktop provides ample work space and allows it to create compact groups of four. It offers the convenience of a built-in Bookbox, and can be ordered in any of 13 standard laminate colors, 20 edge colors and Black or Platinum frame.

- Interchange Open Front Desks are made with your choice of bumper edge tops.
- Edge moldings resist wear, choices available (see chart, below).
- Rugged powder coat surface on legs resists wear.
- Chrome-plated lower legs of 16-gauge steel resist scuffing.
- Sock-style glide caps add protection.
- 1" adjustable leveling glides provide stability on uneven floors.

MODEL	DESCRIPTION	D"	W"	H"	F.C.	CUBE	WT.	UPS	2017 LIST
04503	Interchange Wing Open Front Desk	23.5	41	22-32	70	2.4	50	*	\$ 340.00
<b>Optional Accessory</b>									
67638	Backpack Hook							*	\$ 8.00



Shown in Classic Linen top with Persian Blue edge and Platinum frame. Shown with optional Flavors Stack Chair, Model 11849. See page 23.

#### Interchange Open Front Desks Have Top and Edge Choices

**1 1/4" Tops**

**CHOICE 1** - 3/8" Bumper T-Mold - 1 1/4" top with Bumper T-Mold no letter to follow Model No.

**CHOICE 2** - 4mm T-Mold - 1 1/4" top with 4mm T-Mold to follow Model No.

**3/4" Tops**

**CHOICE 3** - 4mm T-Mold - 3/4" top with 4mm T-Mold to follow Model No.

**CHOICE 4** - Bullet T-Mold - 3/4" top with Bullet T-Mold to follow Model No.

**Make it mobile with casters**

Order Model 17576  
\$ 76.00 List

#### INTERCHANGE LAMINATE COLOR CHOICE

- Asian Night
- Pewter Mesh
- High Rise
- Palisades Oak
- Mission Maple
- Wild Cherry
- Grey Nebula
- Boardwalk Oak
- Classic Linen
- Buka Bark
- Flax Linen
- New Age Oak
- Fusion Maple

#### LEG COLOR CHOICE

- Black
- Platinum

#### INTERCHANGE EDGE COLOR CHOICE

- Apple
- Burgundy
- Charcoal
- Forest Green
- Mocha
- Persian Blue
- Red
- Black
- Cerulean
- Chocolate
- Fuchsia
- Navy
- Platinum
- Yellow
- Blueberry
- Champagne
- Clementine
- Mint
- Orange
- Purple

View all finish options on page 274.

### Optimize classroom space with Interchange Wing™ Desks.

Interchange Wing Desks allow great flexibility when it comes to creating compact pods of two, three and four students. The flexibility comes from the shape of the desktop. Its pie shape allows four students to work in a very compact area. Three students, even smaller. Two students can work almost side-by-side, facing or at an angle—whichever suits their activity.

Optional Backpack Hook  
Model 67638 \$ 8.00  
Keeps floors tidy and backpacks handy.



Put two Interchange Diamond Desks together and students can work in a pair.



Three Interchange Diamond Desks approximate a semi-circle for three students.

### Interchange Diamond™ Desk

This contemporary desk designed for collaborative learning classrooms provides sleek looks and solid functionality. It can be arranged in compact groups of up to six. Its large work surface provides ample space for projects and work of all kinds. And it can be ordered in any of 13 standard laminate colors, 20 edge colors and Black or Platinum frame.

- Durable desktop available in 1 1/4" or 3/4" thickness, with a high-pressure laminate surface.
- Edge moldings resist wear, choices available (see chart).
- Rugged powder coat surface on legs resists wear.
- Chrome-plated lower legs of 16-gauge steel resist scuffing.
- Sock-style glide caps add protection.
- 1" adjustable leveling glides provide stability on uneven floors.
- Adjustable desk height, from 22-34" in 1" increments.
- Only three (not four) legs to adjust on Single-Student Diamond Desk.
- Now available with Cascade™ standard width (SW) Tote Tray Kit



Six Interchange Diamond Desks form a compact group with ample space to work.

MODEL	DESCRIPTION	D"	W"	H"	F.C.	CUBE	WT.	UPS	2017 LIST
03082	Interchange Diamond Desk	30	34	22-34	70	2.7	49	*	\$ 243.00
03083	Interchange Mini Diamond Desk*	27	30.5	22-34	70	2.7	42	*	\$ 238.00

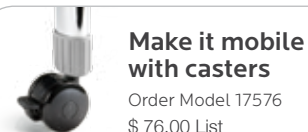
**Optional Accessories**

66013	Interchange SW (Standard Width) Tote Tray w/housing								\$ 88.00
66014	Interchange SW (Standard Width) housing only								\$ 68.00

\*Accommodates up to 18" stack chair.



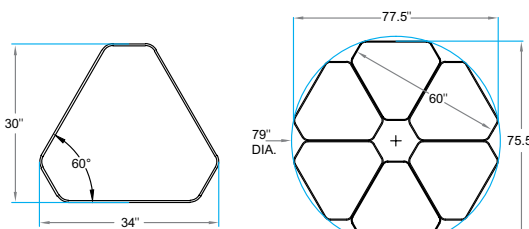
Crucial for desks in collaborative learning classrooms, Structural Framing provides a stronger work surface and prevents legs from wobbling.



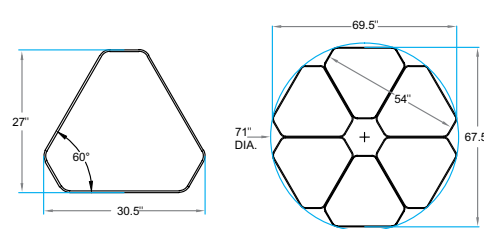
**Make it mobile with casters**  
Order Model 17576  
\$ 76.00 List



Interchange Diamond Desk and Two-Student Diamond Desk available with standard width (SW) tote.



Model 03082. Interchange Diamond Student Desk



Model 03083. Interchange Mini Diamond Student Desk



Shown in Asian Night top with Charcoal edge and Platinum frame with Plato Mobile Chairs in Fuchsia.



Shown in Pewter Mesh top with Persian Blue edge and Platinum frame.

### Interchange Two-Student Diamond Desk

This contemporary desk designed for collaborative learning classrooms provides sleek looks and solid functionality. Its large work surface provides ample space for two students and work of all kinds. Now available with Cascade standard width (SW) Tote Tray Kit.

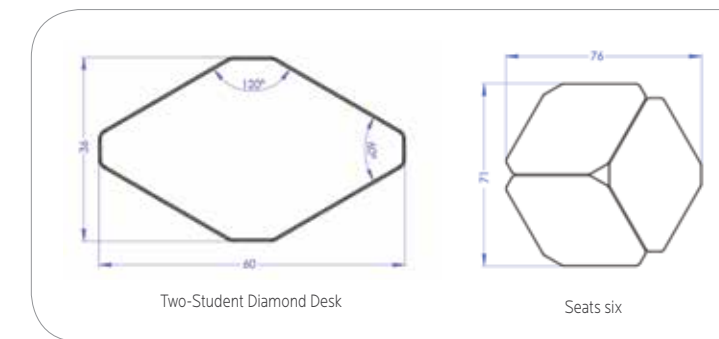
MODEL	DESCRIPTION	D"	W"	H"	F.C.	CUBE	WT.	UPS	2017 LIST
03081	Interchange Two-Student Diamond Desk	36	60	22-34	70	7.8	78		\$ 372.00

**Optional Accessories**

66013	Interchange SW (Standard Width) Tote Tray w/housing								\$ 88.00
66014	Interchange SW (Standard Width) housing only								\$ 68.00

**Interchange Diamond Desks Have Top and Edge Choices**

- 1 1/4" Tops**
- CHOICE 1** - 3/8" Bumper T-Mold no letter to follow Model No.
  - CHOICE 2** - 4mm T-Mold to follow Model No.
- 3/4" Tops**
- CHOICE 3** - 4mm T-Mold to follow Model No.
  - CHOICE 4** - Bullet T-Mold to follow Model No.



**INTERCHANGE LAMINATE COLOR CHOICE**

- Asian Night, Boardwalk Oak, Classic Linen, Buka Bark, Flax Linen, New Age Oak, Fusion Maple
- Pewter Mesh, High Rise, Palisades Oak, Mission Maple, Wild Cherry, Grey Nebula

**LEG COLOR CHOICE**

- Black, Platinum

**INTERCHANGE EDGE COLOR CHOICE**

- Apple, Burgundy, Charcoal, Forest Green, Mocha, Persian Blue, Red
- Black, Cerulean, Chocolate, Fuchsia, Navy, Platinum, Yellow
- Blueberry, Champagne, Clementine, Mint, Orange, Purple

View all finish options on page 274.





Shown in Flax Linen top with Apple edge and Platinum frame.

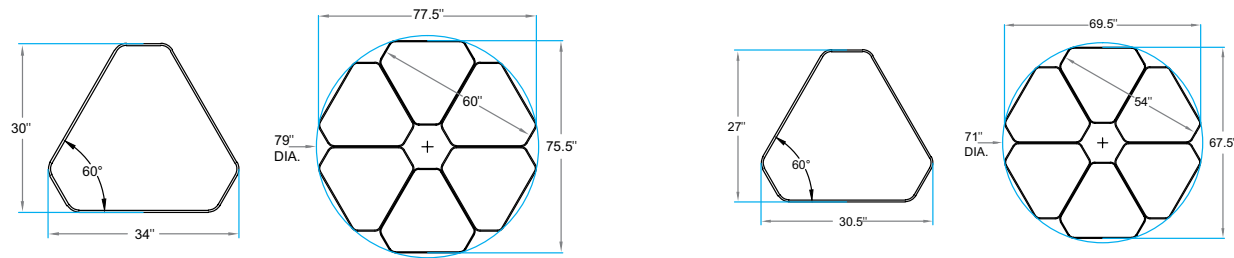
### Interchange Diamond™ Open Front Desk

This flexible contemporary desk provides both sleek looks and solid functionality. Its space-saving desktop provides ample work space and allows it to create compact groups of up to six. It offers the convenience of a built-in Bookbox, and can be ordered in any of 13 laminate colors, 20 edge colors and Black or Platinum frame.

- Interchange Open Front Desks are made with your choice of bumper edge tops.
- Edge moldings resist wear, choices available (see chart, below).
- Rugged powder coat surface on legs resists wear.
- Chrome-plated lower legs of 16-gauge steel resist scuffing.
- Sock-style glide caps add protection.
- 1" adjustable leveling glides provide stability on uneven floors.

MODEL	DESCRIPTION	D"	W"	H"	F.C.	CUBE	WT.	UPS	2017 LIST
04504	Interchange Diamond Open Front Desk	30	34	22-32	70	2.7	58	*	\$ 375.00
04505	Interchange Mini Diamond Open Front Desk*	27	30.5	22-32	70	2.7	50	*	\$ 365.00

\*Accommodates up to 18"h stack chair.



Model 04504  
Interchange Diamond Student Desk

Model 04505  
Interchange Mini Diamond Student Desk



#### Model 04505

Shown in Pewter Mesh top with Orange edge, Platinum frame with optional casters. Shown with optional Flavors Mobile Stack Chair.



When arranged in a half or whole circle, create an opening for I-O™ Post to provide connectivity for students. See page 273.



#### Optional Backpack Hook

Model 67638 \$ 8.00  
Available on Mini Diamond Open Front (Model 04505) and Diamond Open Front (Model 04504) Desks.

#### Interchange Open Front Desks Have Top and Edge Choices

**1 1/4" Tops**

**CHOICE 1** - 1 1/4" top with Bumper T-Mold no letter to follow Model No.

**CHOICE 2** - 1 1/4" top with 4mm T-Mold to follow Model No.

**3/4" Tops**

**CHOICE 3** - 3/4" top with 4mm T-Mold to follow Model No.

**CHOICE 4** - 3/4" top with Bullet T-Mold to follow Model No.

**Make it mobile with casters**

Order Model 17576  
\$ 76.00 List

#### INTERCHANGE LAMINATE COLOR CHOICE

- Asian Night
- Boardwalk Oak
- Pewter Mesh
- Classic Linen
- High Rise
- Buka Bark
- Palisades Oak
- Flax Linen
- Mission Maple
- New Age Oak
- Wild Cherry
- Fusion Maple
- Grey Nebula

#### LEG COLOR CHOICE

- Black
- Platinum

#### INTERCHANGE EDGE COLOR CHOICE

- Apple
- Burgundy
- Charcoal
- Forest Green
- Mocha
- Persian Blue
- Red
- Black
- Cerulean
- Chocolate
- Fuchsia
- Navy
- Platinum
- Yellow
- Blueberry
- Champagne
- Clementine
- Mint
- Orange
- Purple

View all finish options on page 274.

### Interchange Single- and Two-Student Open Front Desks

These contemporary desks provide both sleek looks and solid functionality. Their large work surfaces provide ample space for projects and work of all kinds. They offer the convenience of a built-in Bookbox, and can be ordered in any of 13 standard laminate colors, 20 edge colors and Black or Platinum frame.

- Interchange Open Front Desks are made with your choice of bumper edge tops.
- Edge moldings resist wear, choices available (see chart, below).
- Rugged powder coat surface on legs resists wear.
- Chrome-plated lower legs of 16-gauge steel resist scuffing.
- Sock-style glide caps add protection.
- 1" adjustable leveling glides provide stability on uneven floors.



Single-Student Open Front Desk. Shown in Wild Cherry Top with Black edge and Black frame.



Two-Student Open Front Desk. Shown in New Age Oak Top with Black edge and Black frame.

MODEL	DESCRIPTION	D"	W"	H"	F.C.	CUBE	WT.	UPS	2017 LIST
04500	Interchange Single-Student Open Front Desk	20	27	22-32	70	1.3	37	*	\$ 340.00
04502	Interchange Two-Student Open Front Desk	24	48	22-32	70	3.0	52	*	\$ 473.00



Model 04080

Model 04090

### Interchange Student Desks

These sleek, contemporary desks provide solid functionality and match the look of Interchange student desks. Order them in any of 13 standard laminate colors, 20 edge colors and Black or Platinum frame.

Shown in New Age Oak top with Cerulean edge and Platinum frame. Shown with optional Flavors Stack Chair, Model 11849 in Cerulean.

MODEL	DESCRIPTION	D"	W"	H"	F.C.	CUBE	WT.	UPS	2017 LIST
04080	Interchange Single-Student Desk	20	27	22-34	70	1.1	44	*	\$ 278.00
04083	Interchange Two-Student Desk*	20	48	22-34	70	2.4	74	*	\$ 333.00
04090	Interchange Curve Desk	21	29	22-34	70	2.4	48	*	\$ 288.00
<b>Optional Accessories</b>									
66013	Interchange SW (Standard Width) Tote Tray w/housing	16.8	13.5	4.48	70		10		\$ 88.00
66014	Interchange SW (Standard Width) housing only	16.8	13.5	4.48	70		8		\$ 68.00

\*66013 and 66014 totes are not available for 04083 Two-Student model



**Make it mobile with casters**

Order Model 17576  
\$ 76.00 List

### Compact and contemporary.

Cascade™ totes available on select Interchange desk models.



These desks are designed for collaborative learning and provide sleek looks, solid functionality and great flexibility. They can be arranged in countless ways for groups of all sizes.

Cascade standard width (SW) tote is available on Interchange 20x27, Curve, 321 LS, Mini Diamond, Diamond, Two-Student Diamond and Wing desks.

Interchange Single-Student desk, Model 04080 shown with optional Interchange SW Tote Tray with Housing Model 66013.



MODEL	DESCRIPTION	D"	W"	H"	F.C.	CUBE	WT.	UPS	2017 LIST
66013	Interchange SW (Standard Width) Tote Tray w/housing	16.8	13.5	4.48	70		10		\$ 88.00
66014	Interchange SW (Standard Width) housing only	16.8	13.5	4.48	70		8		\$ 68.00

\*66013 and 66014 totes are not available for 04083 Two-Student model

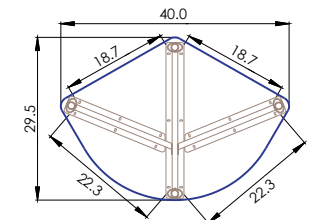




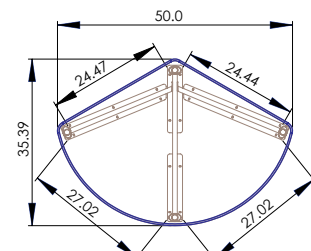
Interchange 3-2-1 Desk in New Age Oak top and Apple edge with Flavors seating in Apple.



Shown in Flax Linen top with Apple, Persian Blue and Fuchsia edge and Platinum frame. Shown with optional Intuit Chair, Model 00562.



Model 03002 Bottom View



Model 03011 Bottom View



Interchange™ 3-2-1 Desk™

This versatile, contemporary table designed for collaborative learning provides sleek looks and solid functionality. The two-student desks can be arranged in many ways for both individual and group learning. Its work surface provides ample space for work of all kinds. Order it in any of 13 standard laminate colors, 20 edge colors and Black or Platinum frame.

- Durable desk top available in 1 1/4" or 3/4" thickness, with a high-pressure laminate surface.
- Edge moldings resist wear, choices available (see chart).
- Rugged powder coat surface on legs resists wear.
- Chrome-plated lower legs of 16-gauge steel resist scuffing.
- Sock-style glide caps add protection.
- 1" adjustable leveling glides provide stability on uneven floors.
- Adjustable table height in 1" increments.

Shown in Grey Nebula top with Mint edge and Platinum frame.

MODEL	DESCRIPTION	D"	W"	H"	F.C.	CUBE	WT.	UPS	2017 LIST
03002*	Interchange 3-2-1 Desk	29.5	40	22-34	70	1.9	55	*	\$ 317.00
03011	Interchange 3-2-1 - LS Desk	35	50	22-34	70	2.4	67		\$ 363.00
<b>Optional Accessories</b>									
77159	Low Range Insert on glides	1.5	2.5	17-21			4	*	\$ 55.00
66013**	Interchange SW (Standard Width) Tote Tray w/housing								\$ 88.00
66014**	Interchange SW (Standard Width) housing only								\$ 68.00

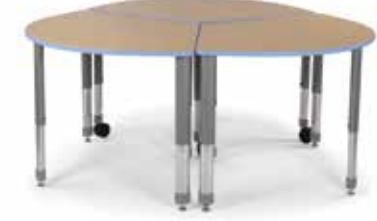
\* For Pre-K through grade 2 cooperative learning classrooms with 14"h chairs and smaller.  
 \*\* Available for 03011 LS only.



Two students can work at a single 3-2-1 Desk.



Combine two 3-2-1 Desks for four students to work together.



Combine three 3-2-1 Desks and create a six-student group.



3" Interchange Casters

Add easy mobility to Interchange Tables with casters. Cap available in Platinum or Black. Wheels, Black only. 4 Locking Wheels.

MODEL	DESCRIPTION	D"	W"	H"	F.C.	CUBE	WT.	UPS	2017 LIST
17576	3" Interchange Dual-Wheel Caster, Set of 4, 4 locking				70	0.1	5	*	\$ 76.00

*Casters available in Black or Platinum Cap. Wheels are Black.*

**Interchange 3-2-1 Desks Have Top and Edge Choices**

**1 1/4" Tops**

**3/8" Bumper T-Mold CHOICE 1**

**CHOICE 1** - 1 1/4" top with Bumper T-Mold no letter to follow Model No.

**4mm T-Mold CHOICE 2**

**CHOICE 2** - 1 1/4" top with 4mm T-Mold **D** to follow Model No.

**3/4" Tops**

**4mm T-Mold CHOICE 3**

**CHOICE 3** - 3/4" top with 4mm T-Mold **C** to follow Model No.

**Bullet T-Mold CHOICE 4**

**CHOICE 4** - 3/4" top with Bullet T-Mold **V** to follow Model No.

**Low Range Insert**

Model 77159—Interchange Low Range Inserts adjust from 17-21"h. These inserts are perfect for use in early childhood environments. Pair with popular items like the 3-2-1 desk and 12" Flavors chair. \$ 55.00 List

**INTERCHANGE LAMINATE COLOR CHOICE**

Asian Night, Pewter Mesh, High Rise, Palisades Oak, Mission Maple, Wild Cherry, Grey Nebula, Boardwalk Oak, Classic Linen, Buka Bark, Flax Linen, New Age Oak, Fusion Maple, Black, Platinum

**INTERCHANGE EDGE COLOR CHOICE**

Apple, Burgundy, Charcoal, Forest Green, Mocha, Persian Blue, Red, Black, Cerulean, Chocolate, Fuchsia, Navy, Platinum, Yellow, Blueberry, Champagne, Clementine, Mint, Orange, Purple

View all finish options on page 274.



**NEW** FOR 2017

### Interchange Squiggle Table

The Interchange Squiggle Table has a elegant curvilinear shape that when nested together create visually stimulating collaborative pods. These collaborative tables are a fun alternative to large rectangle tables when furnishing large spaces. Available in 13 laminate color choices, 20 edge color options and a Black or Platinum frame.

- Edge moldings resist wear, choices available (see chart, below).
- Rugged powder coat surface on legs resists wear.
- Chrome-plated lower legs of 16-gauge steel resist scuffing.
- Sock-style glide caps add protection.
- 1" adjustable leveling glides provide stability on uneven floors.
- Add casters for ease of mobility.



**Model 04155, Interchange 72" Squiggle Table**  
Shown in Classic Linen top with Apple edge and Platinum frame. Shown with optional Flavors Mobile Chairs, Model 11855.

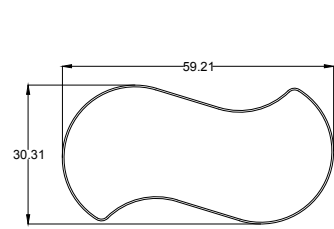


Group of 3 Squiggle Tables

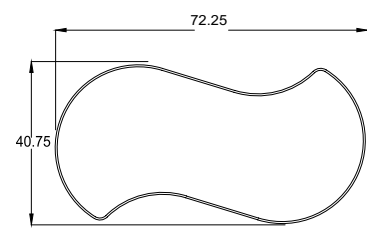
Group of 3 Squiggle Tables

Group of 4 Squiggle Tables

MODEL	DESCRIPTION	D"	W"	H"	F.C.	CUBE	WT.	UPS	2017 LIST
04154	60"w Interchange Squiggle Table seats 4 students	30	60	22-34	70	3.7	106		\$ 595.00
04155	72"w Interchange Squiggle Table seats 6 students	41	72	22-34	70	5.4	125		\$ 695.00



Model 04154. Interchange 60" Squiggle Table  
4 seating positions



Model 04155. Interchange 72" Squiggle Table  
6 seating positions

**Make it mobile with casters**  
Order Model 17576  
\$ 76.00 List

**NEW** FOR 2017

### Interchange Cookie Table

The versatile Cookie table is a fun shape that can be arranged in a variety of creative ways. Use a single Cookie table or join multiple together for a larger footprint collaborative space. Constructed with Interchange™ durability featuring oval shaped legs that are adjustable from 22"-34" in 1 inch increments. Available in 13 laminate choices, 20 edge colors and a Black or Platinum frame.

**Model 04152, Interchange Cookie Table**  
Shown in Boardwalk Oak top with Persian Blue edge and Platinum frame with Flavors Mobile Chairs in Persian Blue and Charcoal. Shown with optional 17576 casters.

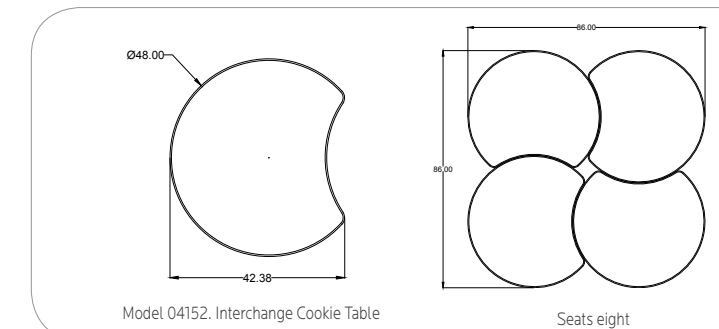


Interchange Cookie Tables can be configured in many arrangements to suit the learning environment.

MODEL	DESCRIPTION	D"	W"	H"	F.C.	CUBE	WT.	UPS	2017 LIST
04152	Interchange Cookie Table	48	48	22-34	70	1.9	95		\$ 611.00

#### Interchange Tables Have Top and Edge Choices

- 1 1/4" Tops**
- CHOICE 1** - 1 1/4" top with Bumper T-Mold no letter to follow Model No.
  - CHOICE 2** - 1 1/4" top with 4mm T-Mold D to follow Model No.
- 3/4" Tops**
- CHOICE 3** - 3/4" top with 4mm T-Mold C to follow Model No.
  - CHOICE 4** - 3/4" top with Bullet T-Mold V to follow Model No.



#### INTERCHANGE LAMINATE COLOR CHOICE

- Asian Night
- Boardwalk Oak
- Pewter Mesh
- Classic Linen
- High Rise
- Buka Bark
- Palisades Oak
- Flax Linen
- Mission Maple
- New Age Oak
- Wild Cherry
- Fusion Maple
- Grey Nebula

#### LEG COLOR CHOICE

- Black
- Platinum

#### INTERCHANGE EDGE COLOR CHOICE

- Apple
- Black
- Blueberry
- Burgundy
- Cerulean
- Champagne
- Charcoal
- Chocolate
- Clementine
- Forest Green
- Fuchsia
- Mint
- Mocha
- Navy
- Orange
- Persian Blue
- Platinum
- Purple
- Red
- Yellow

View all finish options on page 274.





**NEW**  
FOR 2017

### Interchange Crescent Table

Create a dynamic workspace for groups of up to six students with Interchange Crescent Tables. These flexible contemporary tables provide both sleek looks and solid functionality and can be ordered in any of 13 laminate colors, 20 edge colors and Black or Platinum frame.

- Edge moldings resist wear, choices available (see chart, below).
- Rugged powder coat surface on legs resists wear.
- Chrome-plated lower legs of 16-gauge steel resist scuffing.
- Sock-style glide caps add protection.
- 1" adjustable leveling glides provide stability on uneven floors.
- Add casters for ease of mobility.
- 04157 3 seating positions.
- 04156 4 seating positions.

**Model 04157.** Shown in Pewter Mesh top with Cerulean edge. Shown with 3 optional Flavors Mobile Chairs.

MODEL	DESCRIPTION	D"	W"	H"	F.C.	CUBE	WT.	UPS	2017 LIST
04157	60"w Interchange Crescent Table seats 3 students	30	60	22-34	70	3.7	90		\$ 599.00
04156	72"w Interchange Crescent Table seats 4 students	36	72	22-34	70	6.0	155		\$ 699.00
<i>Optional Accessory</i>									
17578 BLA	3" Dual Wheel Caster Pack (set of 5 locking)								\$ 95.00



**Models 04157, Interchange 60" Crescent Tables.** Shown in Pewter Mesh tops with Cerulean edges and Platinum frame. Shown with optional Flavors Mobile Chairs.

**Interchange Crescent Tables Have Top and Edge Choices**

**1 1/4" Tops**

**CHOICE 1** - 1 1/4" top with Bumper T-Mold no letter to follow Model No.

**CHOICE 2** - 1 1/4" top with 4mm T-Mold to follow Model No.

**3/4" Tops**

**CHOICE 3** - 3/4" top with 4mm T-Mold C to follow Model No.

**CHOICE 4** - 3/4" top with Bullet T-Mold V to follow Model No.

**Make it mobile with casters**

Order Model 17578 BLA 5-pack casters. \$ 95.00 List

**INTERCHANGE LAMINATE COLOR CHOICE**

- Asian Night
- Pewter Mesh
- High Rise
- Palisades Oak
- Mission Maple
- Wild Cherry
- Grey Nebula
- Boardwalk Oak
- Classic Linen
- Buka Bark
- Flax Linen
- New Age Oak
- Fusion Maple

**LEG COLOR CHOICE**

- Black
- Platinum

**INTERCHANGE EDGE COLOR CHOICE**

- Apple
- Burgundy
- Charcoal
- Forest Green
- Mocha
- Persian Blue
- Red
- Black
- Cerulean
- Chocolate
- Fuchsia
- Navy
- Platinum
- Yellow
- Blueberry
- Champagne
- Clementine
- Mint
- Orange
- Purple

View all finish options on page 274.

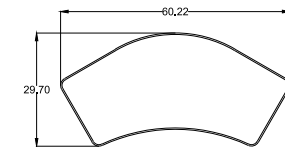
Interchange Crescent Tables spin from traditional to collaborative learning pods in seconds.



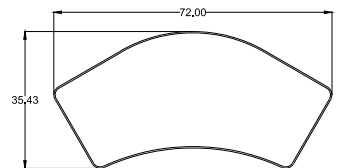
**Model 04156, Interchange 72" Crescent Tables** Shown in New Age Oak top with Black edge and Black frame. Shown with optional Flavors Mobile Chairs, Model 11855.



**Model 04156.** Shown in Pewter Mesh top with Black edge and Black frame. Shown with 4 optional Flavors Mobile Chairs.



Model 04157  
Interchange 60" Crescent Table  
3 Seating Positions



Model 04156  
Interchange 72" Crescent Table  
4 Seating Positions



Shown in New Age Oak top with Persian Blue edge and Platinum frame. Shown with optional Flavors Stack Chair, Model 11849.

### Interchange Rectangle Activity Table

This sleek, contemporary desk provides solid functionality and matches the look of Interchange student desks. Order it in any of 13 standard laminate colors, 20 edge colors and Black or Platinum frame.

- Rugged frame of 1" x 2" 14-gauge steel tube cross supports welded to 16-gauge elliptical tubes.
- Unique telescoping elliptical tube leg of 16-gauge steel adjusts height in 1" increments.
- 14-gauge cross brace along the length of the table reinforces the strength of the table legs.


*\*Please note: When ordering a power unit (p.92), it cannot be placed in the center of 24" deep, 30" deep and 36" deep models.*

#### Add Casters for mobility

- Add easy mobility to Interchange tables with casters. Cap available in Platinum or Black. Wheels, Black only. Model 17576, \$76 List Price, 3" Caster Pack (4 Locking, Threaded Caster)
- High and low range inserts available. See page 93 to order.



**AddPower**  
SEE PAGE 272 FOR ORDER INFO



**20"d Interchange Activity Table, Model 04085**  
Shown in Grey Nebula top with Black edge and Black frame. Shown with optional casters, Model 17576.



**24"d Interchange Activity Table, Model 04102**  
Shown in Flax Linen top with Persian Blue edge and Platinum frame.



**30"d Interchange Activity Table, Model 04107**  
Shown in Buka Bark top with Black edge and Black frame.



**36"d Interchange Activity Table, Model 04112**  
Shown in Pewter Mesh top with Red edge and Platinum frame.



**42"d Interchange Activity Table, Model 04116**  
Shown in New Age Oak top with Cerulean Blue edge and Platinum frame.



**48"d Interchange Activity Table, Model 04121**  
Shown in Palisades Oak top with Chocolate edge and Black frame.



### Interchange Rectangle Activity Table

MODEL	DESCRIPTION		D"	W"	H"	F.C.	CUBE	WT.	UPS	2017 LIST
<b>20" Deep Models</b>										
04080	Interchange Activity Table	Rectangle	20	27	22-34	70	1.1	44	*	\$ 278.00
04081	Interchange Activity Table	Rectangle	20	30	22-34	70	1.3	49	*	\$ 288.00
04082	Interchange Activity Table	Rectangle	20	36	22-34	70	1.5	58	*	\$ 298.00
04083	Interchange Activity Table	Rectangle	20	48	22-34	70	2.0	74	*	\$ 333.00
04084	Interchange Activity Table	Rectangle	20	54	22-34	70	2.2	79		\$ 356.00
04085	Interchange Activity Table	Rectangle	20	60	22-34	70	2.5	84		\$ 395.00
04086	Interchange Activity Table	Rectangle	20	72	22-34	70	3.0	98		\$ 420.00
04087	Interchange Activity Table	Rectangle	20	90	22-34	70	3.7	114		\$ 530.00
<b>24" Deep Models</b>										
04100	Interchange Activity Table	Rectangle	24	36	22-34	70	1.75	68	*	\$ 386.00
04101	Interchange Activity Table	Rectangle	24	48	22-34	70	2.3	82	*	\$ 432.00
04131	Interchange Activity Table	Rectangle	24	54	22-34	70	2.6	88		\$ 466.00
04102	Interchange Activity Table	Rectangle	24	60	22-34	70	2.9	92		\$ 486.00
04103	Interchange Activity Table	Rectangle	24	72	22-34	70	3.5	107		\$ 540.00
04104	Interchange Activity Table	Rectangle	24	90	22-34	70	4.4	122		\$ 596.00
<b>30" Deep Models</b>										
04105	Interchange Activity Table	Rectangle	30	36	22-34	70	2.2	78	*	\$ 469.00
04106	Interchange Activity Table	Rectangle	30	48	22-34	70	2.9	92		\$ 490.00
04107	Interchange Activity Table	Rectangle	30	60	22-34	70	3.7	106		\$ 543.00
04108	Interchange Activity Table	Rectangle	30	72	22-34	70	4.4	122		\$ 601.00
04109	Interchange Activity Table	Rectangle	30	90	22-34	70	5.5	139		\$ 700.00
<b>36" Deep Models</b>										
04111	Interchange Activity Table	Rectangle	36	48	22-34	70	3.5	104		\$ 572.00
04112	Interchange Activity Table	Rectangle	36	60	22-34	70	4.4	120		\$ 594.00
04113	Interchange Activity Table	Rectangle	36	72	22-34	70	5.3	137		\$ 642.00
04114	Interchange Activity Table	Rectangle	36	90	22-34	70	6.6	160		\$ 754.00
<b>42" Deep Models</b>										
04116	Interchange Activity Table	Rectangle	42	60	22-34	70	5.1	145		\$ 728.00
04117	Interchange Activity Table	Rectangle	42	72	22-34	70	6.1	165		\$ 802.00
04118	Interchange Activity Table	Rectangle	42	90	22-34	70	7.7	197		\$ 937.00
<b>48" Deep Models</b>										
04121	Interchange Activity Table	Rectangle	48	60	22-34	70	5.8	161		\$ 791.00
04122	Interchange Activity Table	Rectangle	48	72	22-34	70	7.0	183		\$ 877.00
04123	Interchange Activity Table	Rectangle	48	90	22-34	70	8.8	217		\$ 1,021.00

**Interchange Tables Have Top and Edge Choices**

**1 1/4" Tops**

**CHOICE 1** - 1 1/4" top with Bumper T-Mold no letter to follow Model No.

**CHOICE 2** - 1 1/4" top with 4mm T-Mold D to follow Model No.

**3/4" Tops**

**CHOICE 3** - 3/4" top with 4mm T-Mold C to follow Model No.

**CHOICE 4** - 3/4" top with Bullet T-Mold V to follow Model No.

**INTERCHANGE EDGE COLOR CHOICE**

- Apple
- Black
- Blueberry
- Burgundy
- Cerulean
- Champagne
- Charcoal
- Chocolate
- Clementine
- Forest Green
- Fuchsia
- Mint
- Mocha
- Navy
- Orange
- Persian Blue
- Platinum
- Purple
- Red
- Yellow

View all finish options on page 274.

**INTERCHANGE LAMINATE COLOR CHOICE**

- Asian Night
- Boardwalk Oak
- Pewter Mesh
- Classic Linen
- High Rise
- Buka Bark
- Palisades Oak
- Flax Linen
- Mission Maple
- New Age Oak
- Wild Cherry
- Fusion Maple
- Grey Nebula


**LEG COLOR CHOICE**

- Black
- Platinum



### Quality is in the details.

All interchange tables come standard with structurally supported legs. Quality that you can trust will stand up to today's classroom.

20", 24", 30", and 36" deep models have one center support channel that is 2" x 3" wide 14-gauge steel, with 11-gauge steel endplates for maximum stability.



42" and 48" deep models have two center supports.



Model 04103T. Shown in Black Trespa Top Lab Plus top and Platinum frame.

### Interchange Science Table Trespa™ TopLab™ Plus

This sturdy, contemporary science table provides sleek looks and solid functionality. Its Trespa TopLab Plus work surface is designed for maximum durability. It is resistant to a large number of aggressive chemicals (as identified by SEFA and PSI) if cleaned within 24 hours. It is engineered for moisture and scratch resistance. The table provides ample space for projects of all kinds.

Color Choices: **Black or Grey** Trespa Top Lab Plus top; Platinum or Black frame.

MODEL	DESCRIPTION		D"	W"	H"	F.C.	CUBE	WT.	UPS	2017 LIST
<b>24" Deep Models</b>										
04101T	Interchange Science Table	Rectangle	24	48	22-34	70	2.7	112		\$ 1,153.00
04102T	Interchange Science Table	Rectangle	24	60	22-34	70	3.3	122		\$ 1,382.00
04103T	Interchange Science Table	Rectangle	24	72	22-34	70	4.0	137		\$ 1,610.00
04131T	Interchange Science Table	Rectangle	24	54	22-34	70	3.0	118		\$ 1,275.00
<b>30" Deep Models</b>										
04106T	Interchange Science Table	Rectangle	30	48	22-34	70	3.3	122		\$ 1,386.00
04107T	Interchange Science Table	Rectangle	30	60	22-34	70	4.2	136		\$ 1,656.00
04108T	Interchange Science Table	Rectangle	30	72	22-34	70	4.9	152		\$ 1,932.00

**Interchange Square**  
Shown in New Age Oak top with Clementine edge and Platinum frame.



**Interchange Kidney**  
Shown in Grey Nebula top with Blueberry edge and Platinum frame.

**Interchange Round**  
Shown in Grey Nebula top with Platinum edge and Platinum frame.



**Interchange Contour**  
Shown in New Age Oak top with Mint edge and Platinum frame.

**Interchange Trapezoid**  
Shown in Grey Nebula top, Red edge and Platinum frame.



**Interchange Flower**  
Shown in Flax Linen top with Apple edge and Platinum frame.



**Interchange Half Moon**  
Shown in Fusion Maple top with Chocolate edge and Platinum frame. Optional casters, Model 17576. Shown with four Plato 14" Stack Chairs in Chocolate and one Flavors 18" Stack Chair in Chocolate.

### Interchange Activity Table

These contemporary tables provide both sleek looks and solid functionality. Their large work surfaces provide ample space for projects and work of all kinds. Their look matches that of Interchange student desks. Choose from 13 standard laminate colors, 20 edge colors and Black or Platinum frame.

- Rugged frame of 1" x 2" 14-gauge steel tube cross supports welded to 16-gauge elliptical tubes.
- Unique telescoping elliptical tube leg of 16-gauge steel adjusts height in 1" increments.
- 14-gauge cross brace along the length of the table reinforces the strength of the table legs.

*\*Please note: When ordering a power unit (p.92), it cannot be placed in the center of this table.*

MODEL	DESCRIPTION	D"	W"	H"	F.C.	CUBE	WT.	UPS	2017 LIST
04110	Interchange Activity Table	Square	36	36	22-34	70	3.0	85	\$ 496.00
04115	Interchange Activity Table	Square	42	42	22-34	70	4.0	106	\$ 623.00
04119	Interchange Activity Table	Square	48	48	22-34	70	5.0	133	\$ 672.00
04124	Interchange Activity Table	Round	42" dia.		22-34	70	2.3	88	\$ 563.00
04125	Interchange Activity Table	Round	48" dia.		22-34	70	2.6	100	\$ 611.00
04126	Interchange Activity Table	Round	60" dia.		22-34	70	3.0	150	\$ 816.00
04127	Interchange Activity Table	Trapezoid	30	60	22-34	70	2.9	92	\$ 532.00
04128	Interchange Activity Table	Half Moon	36	72	22-34	70	4.5	104	\$ 639.00
04129	Interchange Activity Table	Contour	36	72	22-34	70	4.5	124	\$ 652.00
04130	Interchange Activity Table	Kidney	48	72	22-34	70	6.0	151	\$ 869.00
04132	Interchange Activity Table	Flower	60" dia.		22-34	70	6.0	151	\$ 816.00

#### Interchange Tables Have Top and Edge Choices

**1 1/4" Tops**

**CHOICE 1** - 1 1/4" top with Bumper T-Mold no letter to follow Model No.

**CHOICE 2** - 1 1/4" top with 4mm T-Mold **D** to follow Model No.

**3/4" Tops**

**CHOICE 3** - 3/4" top with 4mm T-Mold **C** to follow Model No.

**CHOICE 4** - 3/4" top with Bullet T-Mold **V** to follow Model No.

#### Low Range Insert



Model 77159, Interchange Low Range Inserts adjust from 17-21" h. These inserts are perfect for use in early childhood environments. Pair with popular items like the 3-2-1 desk and 12" Flavors chair. \$ 55.00 List

#### INTERCHANGE LAMINATE COLOR CHOICE

- Asian Night
- Boardwalk Oak
- Pewter Mesh
- Classic Linen
- High Rise
- Buka Bark
- Palisades Oak
- Flax Linen
- Mission Maple
- New Age Oak
- Wild Cherry
- Fusion Maple
- Grey Nebula

#### LEG COLOR CHOICE

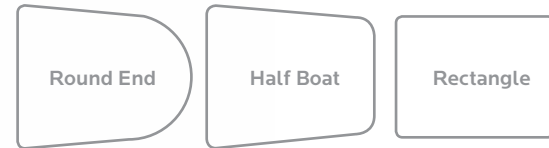
- Black
- Platinum

#### INTERCHANGE EDGE COLOR CHOICE

- Apple
- Black
- Blueberry
- Burgundy
- Cerulean
- Champagne
- Charcoal
- Chocolate
- Clementine
- Forest Green
- Fuchsia
- Mint
- Mocha
- Navy
- Orange
- Persian Blue
- Platinum
- Purple
- Red
- Yellow

View all finish options on page 274.



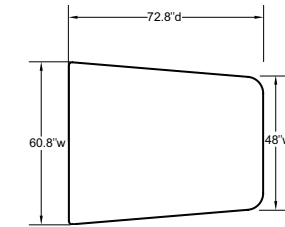


Multi-Media Tables

**Round End Multi-Media Table, Model 04138**  
Shown in Pewter Mesh top with Charcoal edge and Platinum frame. Shown with optional Flavors Chairs in Charcoal and optional TV Mount, Model 17354.

**Make it mobile with casters**  
Order Model 17576  
\$ 76.00 List

**Shown, 2, Flat Surface Power Module, Model 017086 SLV**  
2 Power, 4 USB Ports



**Half Boat Multi-Media Table**

When used alone, this sleek contemporary desk promotes interaction by allowing eye contact with all at the table. It's also great for distance learning labs when a monitor is placed at one end. Combine two for large group work. Order it in any of 13 standard laminate colors, 20 edge colors, and Black or Platinum frame. High range leg insert available. See page 91 for ordering information.

Shown in New Age Oak top with Platinum edge and Platinum frame. Shown with optional Flavors Chairs in Charcoal and optional TV Mount, Model 17354.

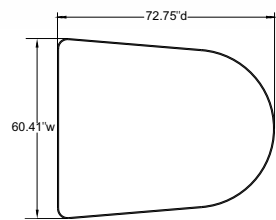
MODEL	DESCRIPTION		D"	W"	H"	F.C.	CUBE	WT.	UPS	2017 LIST
04235	Half Boat Multi-Media Table	No Power	72.8	48-60	22-34	70	9	193		\$ 1,025.00
04236	Half Boat Multi-Media Table	4 Power & 8 USB	72.8	48-60	22-34	70	9	193		\$ 1,725.00
04237	Half Boat Multi-Media Table	8 Power	72.8	48-60	22-34	70	9	193		\$ 1,725.00
04238	Half Boat Multi-Media Table	6 Power & 4 USB	72.8	48-60	22-34	70	9	193		\$ 1,725.00

**Optional Accessory**

17354	TV Mount	32-50" Monitors/TVs	13	32	25	70		38		\$ 495.00
-------	----------	---------------------	----	----	----	----	--	----	--	-----------

\*Add "M" to table model number when ordering mount 17354. Mount will be centered.

Note: The tables on these pages are oversized and leave factory with extra packaging. Call for shipping weights.



**Large Round End Multi-Media Table**

Features lines that flare, providing clear sightlines for individuals viewing the monitor, participating in distance learning or engaging in group discussions or presentations. It comfortably accommodates two along each side and two at the head of the table. High range leg insert available. See page 91 for ordering information.

MODEL	DESCRIPTION		D"	W"	H"	F.C.	CUBE	WT.	UPS	2017 LIST
04137	Round End Multi-Media Table	No Power	72.75	60.5	22-34			170		\$ 995.00
04138	Round End Multi-Media Table	4 Power & 8 USB	72.75	60.5	22-34			170		\$ 1,695.00
04139	Round End Multi-Media Table	8 Power	72.75	60.5	22-34			170		\$ 1,695.00
04140	Round End Multi-Media Table	6 Power & 4 USB	72.75	60.5	22-34			170		\$ 1,695.00

**Optional Accessory**

17354	TV Mount	32-50" Monitors/TVs	13	32	25	70		38		\$ 495.00
-------	----------	---------------------	----	----	----	----	--	----	--	-----------

\*Add "M" to table model number when ordering mount 17354. Mount will be centered.

Note: The tables on these pages are oversized and leave factory with extra packaging. Call for shipping weights.

**INTERCHANGE LAMINATE COLOR CHOICE**

- Asian Night
- Pewter Mesh
- High Rise
- Palisades Oak
- Mission Maple
- Wild Cherry
- Grey Nebula
- Boardwalk Oak
- Classic Linen
- Buka Bark
- Flax Linen
- New Age Oak
- Fusion Maple

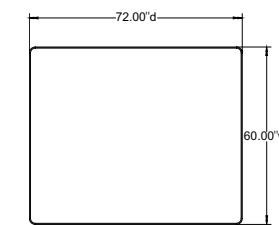
**LEG COLOR CHOICE**

- Black
- Platinum

**INTERCHANGE TABLES EDGE COLOR CHOICE**

- Apple
- Burgundy
- Charcoal
- Forest Green
- Mocha
- Persian Blue
- Red
- Black
- Cerulean
- Chocolate
- Fuchsia
- Navy
- Platinum
- Yellow
- Blueberry
- Champagne
- Clementine
- Mint
- Orange
- Purple

View all finish options on page 274.



**Rectangle Multi-Media Table**

This spacious rectangular table with sleek contemporary looks provides generous workspaces with the option of integrated power and USB, conveniently located on the work surface. Order it in any of 13 standard laminate colors, 20 edge colors and Black or Platinum frame. High range leg insert available. See page 91 for ordering information.

Shown in Classic Linen top with Charcoal edge and Platinum frame. Shown with optional UXL Adjustable Stools and optional TV Mount, Model 17354.

MODEL	DESCRIPTION		D"	W"	H"	F.C.	CUBE	WT.	UPS	2017 LIST
04146	Rectangle Multi-Media Table	No Power	72	60	22-34	70	10	217		\$ 1,025.00
04147	Rectangle Multi-Media Table	4 Power & 8 USB	72	60	22-34	70	10	217		\$ 1,725.00
04148	Rectangle Multi-Media Table	8 Power	72	60	22-34	70	10	217		\$ 1,725.00
04149	Rectangle Multi-Media Table	6 Power & 4 USB	72	60	22-34	70	10	217		\$ 1,725.00

**Optional Accessory**

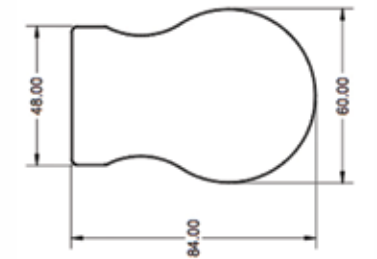
17354	TV Mount	32-50" Monitors/TVs	13	32	25	70		38		\$ 495.00
-------	----------	---------------------	----	----	----	----	--	----	--	-----------

\*Add "M" to table model number when ordering mount 17354. Mount will be centered.

Note: The tables on these pages are oversized and leave factory with extra packaging. Call for shipping weights.

### Interchange Engage Multi-Media Table

Features a unique curvilinear shape, providing clear sightlines for individuals viewing the monitor, participating in distance learning or engaged in group discussions or presentations. It comfortably accommodates two along each side and two at the head of the table.



**Engage Multi-Media Table, Model 04163**  
Shown in Pewter Mesh top with Persian Blue edge and Black frame. Shown with optional Plato Stools, optional TV Mount, Model 17354 and optional High Range Inserts, Model 77158.

MODEL	DESCRIPTION		D"	W"	H"	F.C.	CUBE	WT.	UPS	2017 LIST
04133	Interchange Engage Multi-Media Table	No Power	84	60	22-34	70	6.5	199		\$ 1,195.00
04163	Interchange Engage Multi-Media Table	4 Power & 8 USB	84	60	22-34	70	6.5	199		\$ 1,895.00
04164	Interchange Engage Multi-Media Table	8 Power	84	60	22-34	70	6.5	199		\$ 1,895.00
04165	Interchange Engage Multi-Media Table	6 Power & 4 USB	84	60	22-34	70	6.5	199		\$ 1,895.00

**Optional Accessory**

17354	TV Mount	32-50" Monitors/TVs	13	32	25	70		38		\$ 495.00
-------	----------	---------------------	----	----	----	----	--	----	--	-----------

\*Add "M" to table model number when ordering mount 17354. Mount will be centered.

Note: The tables on these pages are oversized and leave factory with extra packaging. Call for shipping weights.

### Make your Multi-Media table stand out.

Interchange High Range Inserts adjust from 30-42"h, taking Interchange Multi-Media tables to standing height. These inserts are available for any Interchange table with four legs and a depth of over 30."

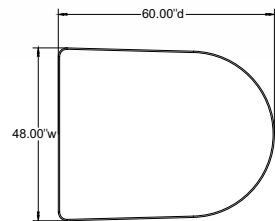


MODEL	DESCRIPTION		D"	W"	H"	F.C.	CUBE	WT.	UPS	2017 LIST
77158	Interchange High Range Inserts		13	32	30-42	70		38		\$ 95.00



Shown in Mission Maple top with Platinum edge and Platinum frame. Shown with optional Flavors® Chairs and optional TV Mount, Model 17354.

**Make it mobile with casters**  
Order Model 17576  
\$ 76.00 List



### Medium Multi-Media Table

Designed to accommodate three to four students in a compact area, this table with sleek contemporary looks can be used for small group work or distance learning. It also offers the option of integrated power and USB connectivity, conveniently located on the work surface. Order it in any of 13 standard laminate colors, 20 edge colors, and Black or Platinum frame.

MODEL	DESCRIPTION		D"	W"	H"	F.C.	CUBE	WT.	UPS	2017 LIST
04160	Medium Multi-Media Table	No Power	60	44-48	22-34	70	5.8	153		\$ 749.00
04161	Medium Multi-Media Table	2 Power & 4 USB	60	44-48	22-34	70	5.8	153		\$ 1,099.00
04162	Medium Multi-Media Table	4 Power	60	44-48	22-34	70	5.8	153		\$ 1,099.00

**Optional Accessory**

17354	TV Mount	32-50" Monitors/TVs	13	32	25	70		38		\$ 495.00
-------	----------	---------------------	----	----	----	----	--	----	--	-----------

\*Add "M" to table model number when ordering mount 17354. Mount will be centered.



### Large Monitor Mount

The large monitor table mount allows 32-50" monitors or TVs to be easily mounted to a table for use in conferences, displays or presentations. Great for multimedia tables. This mount bolts to the table top for a sturdy long lasting presentation aide. Mount is adjustable in height to allow a variety of monitor sizes. **Accommodates VESA mounting, 100mm x 100mm to 400mm x 200mm**, and 100 lb. max weight. Also comes with a keyed lock for security. Available in Platinum only.

MODEL	DESCRIPTION		D"	W"	H"	F.C.	CUBE	WT.	UPS	2017 LIST
17354	TV Mount	32-50" Monitors/TVs	7	18	19-23	70		38		\$ 495.00

\*Add "M" to table model number when ordering mount 17354. Mount will be centered.



# AddPower

This symbol indicates you can add power to select tables.



You will find the "ADD POWER" logo throughout this catalog. It signifies which Smith System tables are compatible with our 2017 power units.

When ordering, please submit a drawing with your order to indicate the desired positioning of the power unit on the work surface. All power accessories are special order, a custom feature per table and are non-returnable. For more information call 800.328.1061.



## Flat Power Module

Shown, Model 017098 SLV  
1 power, 1 Twin USB port

MODEL	DESCRIPTION	D"	W"	H"	UPS	2017 LIST
017098 SLV	1 power, 1 Twin USB port				*	\$ 260.00
017097 SLV	2 power				*	\$ 175.00



## NEW 2017 Soft Touch Dome Power Module

Shown, Model 017079 BLA  
2 power, 1 Twin USB port,  
1 power cord

MODEL	DESCRIPTION	D"	W"	H"	UPS	2017 LIST
017079 BLA	2 power, 1 Twin USB port				*	\$ 245.00
017078 BLA	3 power				*	\$ 160.00



## Clamp-On Power Module

4 plug power outlet  
with 15 ft cord

MODEL	DESCRIPTION	D"	W"	H"	UPS	2017 LIST
17107	4 power	2.8	6.6	3.3	*	\$ 375.00



## Surface Power Module

Shown, Model 017093 SLV  
4 power

MODEL	DESCRIPTION	D"	W"	H"	UPS	2017 LIST
017093 SLV	4 power	3	8	.11	*	\$ 350.00
017086 SLV	2 power, 4 USB	3	8	.11	*	\$ 350.00



## Retractable Power Module

Shown, Model 017085 SLV  
2 power, 2 Twin USB ports

MODEL	DESCRIPTION	D"	W"	H"	UPS	2017 LIST
017085 SLV	2 power, 4 USB	4.43	8.25	1.34	*	\$ 495.00
017092 SLV	4 power	4.43	8.25	1.34	*	\$ 495.00



## Retractable Mini Power Module

2 power

MODEL	DESCRIPTION	D"	W"	H"	UPS	2017 LIST
017091 SLV	2 power	3.7	3.7	1.17	*	\$ 250.00

## Structural Framing



Structural framing makes this desk more solid now and in the future.



Mobile furniture needs the reinforcement of structural framing.



Reinforced to support heavy projects without bowing.



The larger the work surface, the greater the need for structural framing.



## Interchange and Planner™ Rectangle Modesty Panel

Designed to complement tables in the Interchange and Planner lines. Order it in any of the 13 standard laminate colors, 20 edge colors.

MODEL	DESCRIPTION	D"	W"	H"	F.C.	CUBE	WT.	UPS	2017 LIST
17201	Modesty Panel for 36" w table				70		18	*	\$ 102.00
17202	Modesty Panel for 48" w table				70		24	*	\$ 119.00
17203	Modesty Panel for 60" w table				70		30	*	\$ 135.00
17204	Modesty Panel for 72" w table				70		36		\$ 154.00
17205	Modesty Panel for 90" w table				70		44		\$ 187.00



## 3" Interchange Casters

Add easy mobility to Interchange Tables with casters. Cap available in Platinum or Black. Wheels, Black only. 4 Locking Wheels.

MODEL	DESCRIPTION	D"	W"	H"	F.C.	CUBE	WT.	UPS	2017 LIST
17576	3" Mobile Interchange Caster / Threaded (4 locking)	3			70	0.1	5	*	\$ 76.00

Casters available in Black or Platinum Cap. Wheels are Black.



## Interchange High and Low Range Inserts

Interchange High Range Inserts adjust from 30-42" h. These inserts are perfect for Multimedia tables and any table with a depth of over 30". Interchange Low Range Inserts adjust from 17-21" h. These inserts are perfect for use in early childhood environments. Pair with popular items like the 3-2-1 desk and 12" Flavors chair.

MODEL	DESCRIPTION	D"	W"	H"	F.C.	CUBE	WT.	UPS	2017 LIST
77158	Interchange High Range Inserts	1.5	2.5	30-42	70		38	*	\$ 95.00
77159	Interchange Low Range Inserts	1.5	2.5	17-21	70		4	*	\$ 55.00



## Desk Fence

Create carrel-like applications for peer work or individual study in libraries or labs with our Desk Fence. It filters light and defines workstations, yet keeps the area open and visible. Combine Desk Fences with an I-O™ Post to create powered workstations. Screw or clamp down onto most tops. Choose from Black and Platinum. Pole is Platinum.

● Black ● Platinum

MODEL	DESCRIPTION	D"	W"	H"	F.C.	CUBE	WT.	UPS	2017 LIST
DF24	24" w Desk Fence	2	24	14	70	0.75	4	*	\$ 159.00
DF30	30" w Desk Fence	2	30	14	70	1.0	6	*	\$ 171.00
DF36	36" w Desk Fence	2	36	14	70	1.25	8	*	\$ 183.00
DF48	48" w Desk Fence	2	48	14	70	1.5	10		\$ 207.00
DF60	60" w Desk Fence	2	60	14	70	2.0	12		\$ 231.00

A line with a contemporary aesthetic, offering great breadth and versatility.

UXL



Sit + Stand



Open Front Desk



Wing Desk



Diamond Desk



Crescent Table



Two-Student Table



Trapezoid Table



Nest & Fold Table

### For a consistent design scheme.

This broad, highly customizable line can be used throughout the school. This allows you to maintain consistent colors, finishes and leg shapes, bringing unity to the school's décor.



### For collaborative learning or traditional classrooms.

- UXL Diamond, Wing, Trapezoid and Crescent Desks provide functionality and classic styling to collaborative learning classrooms.
- UXL Open Front Desks offer functionality and classic styling in traditional classrooms.

### Choose from six leg options.

- Fixed-height leg with glide
- Fixed-height leg with caster
- Push-button leg with glide
- Push button leg with caster
- Tapered fixed-height leg with caster
- Tapered fixed-height leg with glide



### Table options.

UXL Tables can be configured in countless ways, allowing them to perform admirably as activity tables, student desks, media stations or teacher/administration desks.

### Nest & fold tables.

Mobile tables with tilting work surfaces that allow them to be stored compactly.

### Dependability.

- Lifetime warranty on the frame and legs, 12-year warranty on table and desktops.



### UXL Power Bar.

Café height table that provides easy, convenient access to power through two Power Domes.

### Healthy construction.

- UL Greenguard Gold Certified.







How to Be Strategic w/ Guest Blogging and Content Licensing Without Incurring Duplicate Content Penalties

For SaaS  
e.g. Lightbulb.com

Reader Note  
Site's Author

U.S. Smoothing Magazine.com  
Dragonfly Software.com  
Web Design Depot.com  
FasterTrack.com

e.g. The Software  
Magazine.com

American Express.com Application

e.g. TechCrunch  
Entrepreneur.com

Major Media Sites  
TechCrunch.com  
Entrepreneur.com

Process

Can you get the content from the source? If not, can you license it? If yes, how much? Is it worth the cost?

Can you get the content from the source? If not, can you license it? If yes, how much? Is it worth the cost?

Can you get the content from the source? If not, can you license it? If yes, how much? Is it worth the cost?

Can you get the content from the source? If not, can you license it? If yes, how much? Is it worth the cost?

Can you get the content from the source? If not, can you license it? If yes, how much? Is it worth the cost?

How to Make the Most of Your Data - A Guide to Data Visualization

UX: Content Quality and SEO

History  
2011 - Present  
2012 - 2013  
2014 - 2015


What is the goal?  
Increase traffic?  
Increase conversions?  
Increase revenue?

What is the strategy?  
Content marketing?  
SEO?  
Social media?

What is the result?  
Increased traffic?  
Increased conversions?  
Increased revenue?



Put students in control with the desk that can adapt to any learning situation.



### UXL Sit + Stand Student Desk

The UXL Sit + Stand student desk is a welcome addition to any collaborative environment. Specify 4-6 to create an engaging learning zone, or outfit the entire classroom for the ultimate flexible learning environment. Featuring a unique adjustable column that floats from 26 inches to 42 inches with the press of a lever, this student desk truly adapts to any learning situation. At its lowest height students can choose to use a standard 16" or 18" height chair.

Model 26548v, UXL Sit + Stand Student Desk shown in Classic Linen top with Forest Green edge. Shown with optional 76518 Sit Stand Technology Basket.

MODEL	DESCRIPTION	D"	W"	H"	F.C.	CUBE	WT.	UPS	2017 LIST
26547v	UXL Sit + Stand Student Desk, Small Rectangle Top	20	23.5	26-41.5	85	40	40	*	\$ 849.00
26548v	UXL Sit + Stand Student Desk, Collaborative Top	21	30	26-41.5	85	40	40	*	\$ 849.00
26549v	UXL Sit + Stand Student Desk, 20x27 Top*	20	27	26-41.5	85	40	40	*	\$ 849.00

**Optional Accessories**

76518	Sit + Stand Technology Basket	10	14	3	70	3	3	*	\$ 59.00
76517	Modesty Panel / Privacy Screen*	1.5	24	13.75		5	5	*	\$ 99.00

\* Modesty Panel / Privacy Screen not compatible with 20x27 top.

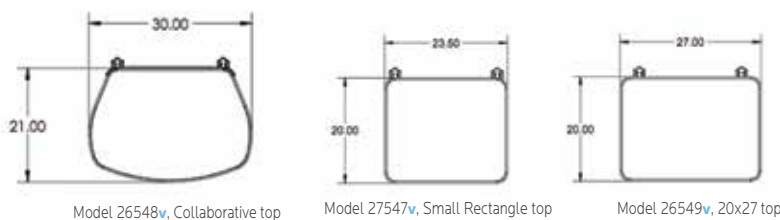
**Model 76518**

Technology basket low profile storage for laptops, tablets or books/papers.



**Model 76517**

Screen shown in downward modesty position.



**Top and Edge Choices (v is standard)**

**3/4" Tops**

- Bullet T-Mold** (v) 3/4" top with Bullet T-Mold v to follow Model No.
- 4mm T-Mold** (C) 3/4" top with 4mm T-Mold C to follow Model No.

### UXL Sit + Stand Teacher Lectern

The UXL Sit + Stand teacher lectern is a perfect addition to any classroom. Featuring a unique adjustable column that floats from 30 inches to 45 inches with the press of a lever. The semi-transparent privacy screen can be flipped up or down, with screws, to the teacher's preference of modesty panel (for sitting) or desktop privacy screen. Also, the lectern features a 10x14x3" depth basket for laptop or tablet storage. Screen and Technology Basket standard on teacher lectern unit. Available with 3/4" top only.

Model 26552v, UXL Sit + Stand Teacher Lectern shown in Classic Linen top with Cerulean edge.



MODEL	DESCRIPTION	D"	W"	H"	F.C.	CUBE	WT.	UPS	2017 LIST
26552v	UXL Sit + Stand Teacher Lectern with Rectangle Top	20	23.5	30-45"	85	44	44	*	\$ 1099.00
26553v	UXL Sit + Stand Teacher Lectern with Oblong Top	21	30	30-45"	85	44	44	*	\$ 1099.00

Screen shown in upward table top privacy position.



Screen shown in downward modesty position.



**Semi-Transparent Privacy Screen**



Sit + Stand Technology Basket

**Model 26552v, UXL Sit + Stand Teacher Lectern** shown in Boardwalk Oak top with Black edge.









**6, Single-Student Diamond Desks, Model XLSSDM**  
Shown with optional adjustable-height leg with caster (SC).  
Shown with optional Flavors Stack Chairs.



**2, Two-Student Diamond Desks, Model XLTSDM**  
Shown with optional adjustable-height leg with caster (SC).  
Shown with optional UXL Stack Chairs.



**2, Two-Student Diamond Desks, Model XLTSDM configured with 2, Single-Student Diamond Desks, Model XLSSDM**  
Shown with optional fixed-height leg with caster (FC). Shown with optional UXL Stack Chairs.



Shown in non-standard Grey Mesh top with Apple edge and Platinum frame. Shown with optional fixed-height leg with caster (FC).

### UXL Diamond Desk

The UXL Diamond Desk is contemporary, customizable in appearance and, thanks to its diamond-shaped work surface, highly suitable for both individual and group work. It allows you to maintain a consistent design scheme with the UXL furniture throughout the building or facility. Choose from 13 standard laminate colors, and 20 standard edge colors. Platinum frame only. Available in Single-Student, Mini Diamond and Two-Student models.

- UXL Desks are standard with a 3/4" Bullet T-Mold and fixed-height legs (FL).
- Optional 1 1/4" thick work surface available.

MODEL	DESCRIPTION		D"	W"	H"	F.C.	CUBE	WT.	UPS	2017 LIST
XLSSDM___ PLTFL	UXL Diamond Desk, Single-Student	Fixed-Height leg	30	34	29.5	85	40	*	\$	431.00
XLSMDM___ PLTFL	UXL Diamond Desk, Single-Student Mini	Fixed-Height leg	27	30.5	29.5	85	37	*	\$	426.00
XLTSDM___ PLTFL	UXL Diamond Desk, Two-Student	Fixed-Height leg	36	60	29.5	85	70		\$	570.00

\*Accommodates up to 18"h stack chair.

Choose **MODEL** 7 8 9 10 **PLT** **FL**

Pick Laminate Color

Pick Edge Color

Fixed-height (FL) leg set is standard. See page 125 to order optional leg sets.

#### UXL LAMINATE DESK TOP COLOR CHOICE

- |                            |                            |                            |                           |
|----------------------------|----------------------------|----------------------------|---------------------------|
| ● Asian Night <b>ANG</b>   | ● High Rise <b>HRE</b>     | ● Flax Linen <b>FLL</b>    | ● Wild Cherry <b>CHE</b>  |
| ● Boardwalk Oak <b>BWK</b> | ● Buka Bark <b>BBK</b>     | ● Mission Maple <b>MIM</b> | ● Fusion Maple <b>MAP</b> |
| ● Pewter Mesh <b>PEW</b>   | ● Palisades Oak <b>PSO</b> | ● New Age Oak <b>NEW</b>   | ● Grey Nebula <b>GNB</b>  |
| ● Classic Linen <b>CLN</b> |                            |                            |                           |

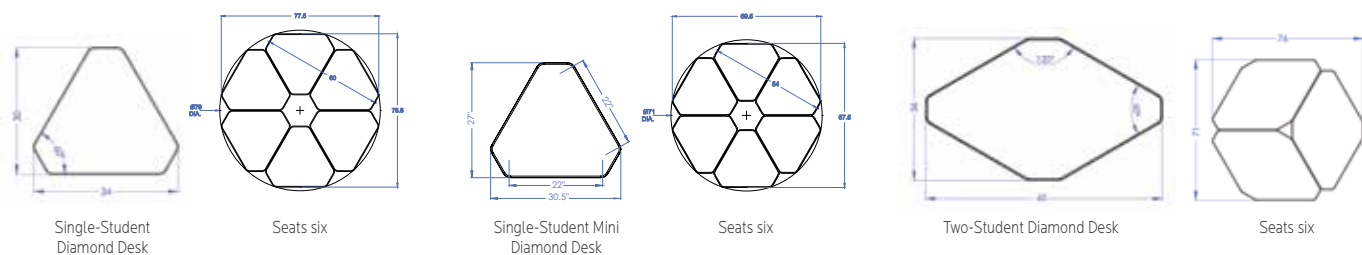
#### FRAME CHOICE

- Platinum **PLT**

#### UXL EDGE COLOR CHOICE

- |                      |                      |                       |                         |                   |                         |                   |
|----------------------|----------------------|-----------------------|-------------------------|-------------------|-------------------------|-------------------|
| ● Apple <b>A</b>     | ● Burgundy <b>D</b>  | ● Charcoal <b>R</b>   | ● Forest Green <b>F</b> | ● Mocha <b>T</b>  | ● Persian Blue <b>J</b> | ● Red <b>L</b>    |
| ● Black <b>B</b>     | ● Cerulean <b>S</b>  | ● Chocolate <b>Q</b>  | ● Fuchsia <b>G</b>      | ● Navy <b>I</b>   | ● Platinum <b>P</b>     | ● Yellow <b>N</b> |
| ● Blueberry <b>C</b> | ● Champagne <b>O</b> | ● Clementine <b>E</b> | ● Mint <b>H</b>         | ● Orange <b>U</b> | ● Purple <b>K</b>       |                   |

View all finish options on page 274.







**UXL Wing Desk, Model XLSSWGTCAPPLTFC**  
Shown in non-standard Tan Echo top with Platinum edge and Platinum frame. Shown with optional fixed-height leg with casters (FC).

Shown with optional Flavors Stack Chairs. Many colors to choose from. See page 23.



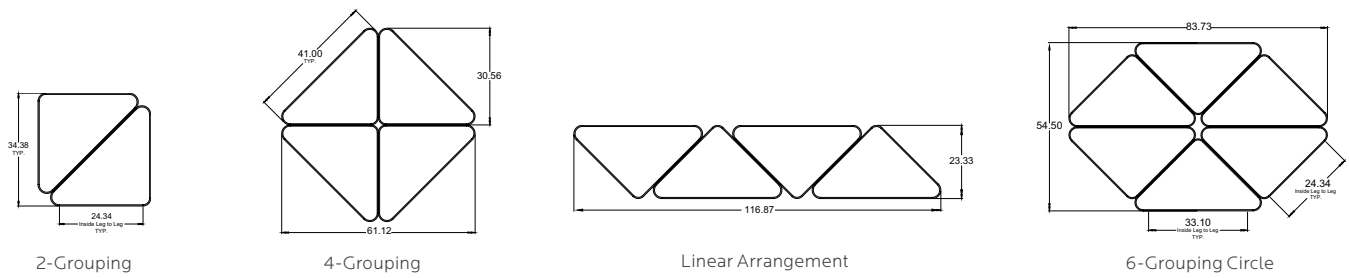
Shown in Fusion Maple top with Cerulean edge and Platinum frame. Shown with standard fixed-height legs (FL).

### UXL Wing Desk

The UXL Wing Desk is contemporary, customizable in appearance and, thanks to its wing shape work surface, highly versatile. It allows you to maintain a consistent design scheme with the UXL furniture throughout the building or facility. Choose from 13 standard laminate colors, and 20 standard edge colors. Platinum frame only.

- UXL Desks are standard with a 3/4" Bullet T-Mold and fixed-height legs (FL).
- Optional 1 1/4" thick work surface available.

MODEL	DESCRIPTION	D"	W"	H"	F.C.	CUBE	WT.	UPS	2017 LIST
XLSSWG___ _PLTFL	UXL Wing Desk	Fixed-Height leg	23.5	41	29.5	85	40	*	\$ 431.00



**UXL Two-Student Open Front Desk**  
Shown in Mission Maple top with Mint edge and Platinum frame. Shown with optional Flavors Stack Chairs, Model 11849.

**UXL Single-Student Open Front Desk**  
Shown in Fusion Maple top with Fuchsia edge and Platinum frame. Shown with optional Intuit Stack Chair, Model 00560.



### UXL Open Front Desk

The UXL Open Front Desk is contemporary, customizable in appearance and, thanks to its large work surface and Bookbox, highly functional. It allows you to maintain a consistent design scheme with the UXL furniture throughout the building or facility. Choose from 13 standard laminate colors, and 20 standard edge colors. Platinum frame only.

- UXL Desks are standard with a 3/4" Bullet T-Mold and fixed-height legs (FL).
- Optional 1 1/4" thick work surface available.

MODEL	DESCRIPTION	D"	W"	H"	F.C.	CUBE	WT.	UPS	2017 LIST
<b>With Book Box</b>									
OF2027___ _PLTFL	UXL Open Front Desk, Single-Student	Fixed-Height leg	20	27	29.5	85	45	*	\$ 330.00
OF2448___ _PLTFL	UXL Open Front Desk, Two-Student	Fixed-Height leg	24	48	29.5	85	80	*	\$ 455.00
<b>Without Book Box</b>									
XL2027___ _PLTFL	UXL Open Front Desk, Single-Student	Fixed-Height leg	20	27	29.5	70	2.6	46	\$ 384.00
XLCURV___ _PLTFL	UXL Open Front Desk, Single-Student	Fixed-Height leg	21	29	29.5	70	1.4	56	\$ 386.00

Choose MODEL **7** **8** **9** **10** **PLT** **FL**

Pick Laminate Color

Pick Edge Color

Fixed-height (FL) leg set is standard. See page 125 to order optional leg sets.

**View all UXL leg options on page 125.**

- Fixed-height leg with glide or caster
- Adjustable-height leg with glide or caster
- Tapered fixed-height leg with glide or caster

**UXL LAMINATE DESK TOP COLOR CHOICE**

- Asian Night **ANG**
- Boardwalk Oak **BWK**
- Pewter Mesh **PEW**
- Classic Linen **CLN**
- High Rise **HRE**
- Buka Bark **BBK**
- Palisades Oak **PSO**
- Flax Linen **FLL**
- Mission Maple **MIM**
- New Age Oak **NEW**
- Wild Cherry **CHE**
- Fusion Maple **MAP**
- Grey Nebula **GNB**

**FRAME CHOICE**

- Platinum **PLT**

**UXL EDGE COLOR CHOICE**

- Apple **A**
- Black **B**
- Blueberry **C**
- Burgundy **D**
- Cerulean **S**
- Champagne **O**
- Charcoal **R**
- Chocolate **Q**
- Clementine **E**
- Forest Green **F**
- Fuchsia **G**
- Mint **H**
- Mocha **T**
- Navy **I**
- Orange **U**
- Persian Blue **J**
- Platinum **P**
- Purple **K**
- Red **L**
- Yellow **N**

View all finish options on page 274.



Three UXL Crescent Tables, Model UL72CRCLNRPLTFC  
Shown in Classic Linen top with Charcoal edge and Platinum frame. Optional fixed-height leg with caster (FC). Shown with optional Retractable Mini Power Module, Model 017091, \$ 250.00.

### UXL Crescent Table

Create a dynamic workspace for groups of up to six students with UXL Crescent Tables. They allow you to maintain a consistent design scheme with the UXL furniture throughout the building or facility. Choose from 13 standard laminate colors, and 20 standard edge colors. Platinum frame only.

- UXL Crescent Tables are standard with a 1 1/4" thick work surface.
- Each UXL Crescent Table has 5 fixed-height legs (FL).

MODEL	DESCRIPTION	D"	W"	H"	F.C.	CUBE	WT.	UPS	2017 LIST
UL60CR___PLTFL	60"w UXL Crescent Table, seats 3 <b>NEW SIZE!</b>	30	60	29.5	70	4.2	100		\$ 699.00
UL72CR___PLTFL	72"w UXL Crescent Table, seats 4*	35.6	72	29.5	70	6.0	120		\$ 750.00
UL48NC___PLTFL	48"w UXL Half Round End Cap	30	48	29.5	70	2.8	80		\$ 515.00

\* Half Round can be used with UXL Crescent, model UL72CR or (2) 24" deep UXL Tables

Choose  
**UL60CR**  
**UL72CR**  
**UL48NC**

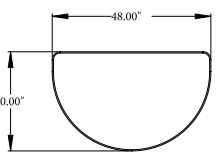
Pick Laminate Color

Pick Edge Color

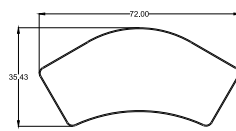
PLT FL

Fixed-height (FL) leg set is standard. See page 125 to order optional leg sets.

Create a UXL Crescent Work Area: three UXL Crescent Tables, model UL72CR and three 48" Half Round End Caps.



Model UL48NC  
UXL 48" Half Round End Cap  
(use with UL72CR).



Model UL60CR  
UXL 60" Crescent Table  
3 Seating Positions

Model UL72CR  
UXL 72" Crescent Table  
4 Seating Positions



Model UL48NC. Shown in Classic Linen top with Navy edge and Platinum frame (FL).



Sit up to 4 students with 72" UXL Crescent Table. 60" seats three students.

Create a UXL Crescent Work Area with three UXL Crescent Tables. Students can sit on both sides.



Shown with optional Retractable Mini Power Module, Model 017091 SLV (2 power, 10' cord) \$ 250.00

AddPower  
SEE PAGE 272 FOR ORDER INFO

#### UXL LAMINATE DESK TOP COLOR CHOICE

- Asian Night **ANG**
- Boardwalk Oak **BWK**
- Pewter Mesh **PEW**
- Classic Linen **CLN**
- High Rise **HRE**
- Buka Bark **BBK**
- Palisades Oak **PSO**
- Flax Linen **FLL**
- Mission Maple **MIM**
- New Age Oak **NEW**
- Wild Cherry **CHE**
- Fusion Maple **MAP**
- Grey Nebula **GNB**

#### FRAME CHOICE

- Platinum **PLT**

#### UXL CRESCENT EDGE COLOR CHOICE

- Apple **A**
- Black **B**
- Blueberry **C**
- Burgundy **D**
- Cerulean **S**
- Champagne **O**
- Charcoal **R**
- Chocolate **Q**
- Clementine **E**
- Forest Green **F**
- Fuchsia **G**
- Mint **H**
- Mocha **T**
- Navy **I**
- Orange **U**
- Persian Blue **J**
- Platinum **P**
- Purple **K**
- Red **L**
- Yellow **N**

View all finish options on page 274.





FURNITURE FOR INSPIRED LEARNING

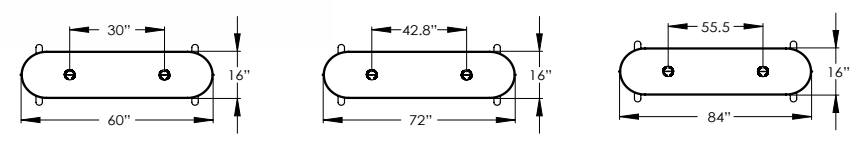


UXL® Power Bar™

The UXL Power Bar provides easy and convenient access to power. The work surface of the Power Bar is 42" h, accommodating students who're standing or seated on stools. For extra stability, it can be mounted to a wall with the included mounting bracket. (Hardware used to mount the bracket to the wall must be supplied by the installer based on the type of wall. Two sets of stabilizers are also included. One set is suited for use against a wall, the other is for island applications.)

- Choose from 4 Power Module options. Power Module price reflects two Power Modules, Left and Right.
- Durable tabletop in 1 1/4" thickness.
- Laminate top available in 13 colors and 20 edge colors.
- Frame is available in Platinum only.
- Hole in one leg for power cord.

**Model ULPB60CLNB44TFT**  
Shown in Classic Linen top with Black edge. Shown in wall stabilizer configuration.



MODEL	DESCRIPTION	D"	W"	H"	F.C.	WT.	2017 LIST
<b>(x2) Flat Power Modules - 1 Power / Twin USB [#017098 SLV]</b>							
ULPB60	22TFT 16"dx60"w UXL Power Bar	16	60	42	85	58	\$ 1,230.00
ULPB72	22TFT 16"dx72"w UXL Power Bar	16	72	42	85	67	\$ 1,275.00
ULPB84	22TFT 16"dx84"w UXL Power Bar	16	84	42	85	74	\$ 1,330.00
<b>(x2) Flat Power Modules - 2 Power [#017097 SLV]</b>							
ULPB60	33TFT 16"dx60"w UXL Power Bar	16	60	42	85	58	\$ 1,060.00
ULPB72	33TFT 16"dx72"w UXL Power Bar	16	72	42	85	67	\$ 1,105.00
ULPB84	33TFT 16"dx84"w UXL Power Bar	16	84	42	85	74	\$ 1,160.00
<b>(x2) Soft Touch Dome Power Modules - 2 Power / Twin USB [#017079 BLA]</b>							
ULPB60	44TFT 16"dx60"w UXL Power Bar	16	60	42	85	58	\$ 1,200.00
ULPB72	44TFT 16"dx72"w UXL Power Bar	16	72	42	85	67	\$ 1,245.00
ULPB84	44TFT 16"dx84"w UXL Power Bar	16	84	42	85	74	\$ 1,300.00
<b>(x2) Soft Touch Dome Power Modules - 3 Power [#017078 BLA]</b>							
ULPB60	55TFT 16"dx60"w UXL Power Bar	16	60	42	85	58	\$ 1,030.00
ULPB72	55TFT 16"dx72"w UXL Power Bar	16	72	42	85	67	\$ 1,075.00
ULPB84	55TFT 16"dx84"w UXL Power Bar	16	84	42	85	74	\$ 1,130.00

To specify no power or two different power units on one Power Bar, please contact customer service for pricing.

**BUILD YOUR PART NUMBER:**

Choose **ULPB60** **ULPB72** **ULPB84**

Pick Laminate Color: 7 8 9 10

Pick Edge Color: 11 12 T

Pick Power Units: FT

Fixed-height 42" h (FT) leg set.

View all finish options on page 274.



### 20" Deep UXL Rectangle Table

**Model XL2060MIMPPLTFC.** Shown in Mission Maple top with Platinum edge and Platinum frame. Optional leg set FC. Shown with optional UXL Mobile Chairs.

### 24" Deep UXL Rectangle Table

**Model XL2490CHEBPLTFL.** Shown in Wild Cherry top with Black edge and Platinum frame. Shown with optional UXL Mobile Chairs.



### UXL Rectangle Table

UXL furniture is highly customizable, so you can precisely tailor the functionality and appearance of a desk or table to the needs of the student and classroom environment. This means you can maintain a consistent design scheme throughout the building or facility. Choose from 13 standard laminate colors, and 20 standard edge colors.

- UXL Tables are standard with a 3/4" Bullet T-Mold top and fixed-height legs (FL).
- UXL Tables can be customized with other Smith System top and edge choices.



Choose MODEL **7** **8** **9** **10** **PLT** **FL**

Pick Laminate Color

Pick Edge Color

Fixed-height (FL) leg set is standard. See page 125 to order optional leg sets.



### 30" Deep UXL Rectangle Table

**Model XL3060MIMAPLTFL.** Shown in Mission Maple top with Apple edge and Platinum frame.



### 36" Deep UXL Rectangle Table

**Model XL3660GNBLPLTFC.** Shown in Grey Nebula top with Red edge and Platinum frame. Optional fixed-height leg with casters. See page 125.



### 42" Deep UXL Rectangle Table

**Model XL4260NEWHPLTFL.** Shown in New Age Oak top with Mint edge and Platinum frame. Shown with optional UXL Mobile Chairs.



### Desk Fence

Create carrel-like applications for peer work or individual study with our Desk Fence. It filters light and defines workstations, yet keeps the area open and visible. Choose from Black or Platinum. Pole is Platinum. View page 93 for sizes, colors and model numbers.



### UXL Rectangle Table

MODEL	DESCRIPTION	D"	W"	H"	F.C.	CUBE	WT.	UPS	2017 LIST
<b>20" Deep Models</b>									
XL2027___ PLTFL	UXL Rectangle Table, Single-Student	20	27	29.5	70	1.4	56	*	\$ 384.00
XL2030___ PLTFL	UXL Rectangle Table, Single-Student	20	30	29.5	70	1.4	56	*	\$ 386.00
XL2036___ PLTFL	UXL Rectangle Table, Single-Student	20	36	29.5	70	1.7	61	*	\$ 414.00
XL2048___ PLTFL	UXL Rectangle Table, Two-Student	20	48	29.5	70	2.2	70	*	\$ 453.00
XL2060___ PLTFL	UXL Rectangle Table, Two-Student	20	60	29.5	70	2.8	75		\$ 504.00
XL2072___ PLTFL	UXL Rectangle Table, Two-Student	20	72	29.5	70	3.3	90		\$ 580.00
XL2090___ PLTFL	UXL Rectangle Table, Three-Student	20	90	29.5	70	4.2	100		\$ 652.00
<b>24" Deep Models</b>									
XL2430___ PLTFL	UXL Rectangle Table, Single-Student	24	30	29.5	70	1.7	60	*	\$ 407.00
XL2436___ PLTFL	UXL Rectangle Table, Single-Student	24	36	29.5	70	2.0	75	*	\$ 440.00
XL2448___ PLTFL	UXL Rectangle Table, Two-Student	24	48	29.5	70	2.7	80	*	\$ 487.00
XL2460___ PLTFL	UXL Rectangle Table, Two-Student	24	60	29.5	70	3.3	90		\$ 547.00
XL2472___ PLTFL	UXL Rectangle Table, Two-Student	24	72	29.5	70	4.0	105		\$ 620.00
XL2490___ PLTFL	UXL Rectangle Table, Three-Student	24	90	29.5	70	5.0	122		\$ 693.00
<b>48" Wide Half Round End Cap</b>									
XL48NC___ PLTFL	UXL Half Round End Cap	30	48	29.5	70	2.8	80		\$ 515.00
<b>30" Deep Models</b>									
XL3036___ PLTFL	UXL Rectangle Table, Single-Student	30	36	29.5	70	2.5	78	*	\$ 466.00
XL3048___ PLTFL	UXL Rectangle Table, Two-Student	30	48	29.5	70	3.3	90	*	\$ 519.00
XL3060___ PLTFL	UXL Rectangle Table, Two-Student	30	60	29.5	70	4.2	104		\$ 586.00
XL3072___ PLTFL	UXL Rectangle Table, Two-Student	30	72	29.5	70	5.0	120		\$ 664.00
XL3090___ PLTFL	UXL Rectangle Table, Three-Student	30	90	29.5	70	6.25	137		\$ 746.00
<b>60" Wide Half Round End Cap</b>									
XL60HR___ PLTFL	UXL Half Round End Cap	30	60	29.5	70	2.1	65	*	\$ 559.00
<b>36" Deep Models</b>									
XL3648___ PLTFL	UXL Rectangle Table, Single-Student	36	48	29.5	70	4.0	100	*	\$ 581.00
XL3660___ PLTFL	UXL Rectangle Table, Two-Student	36	60	29.5	70	5.0	118	*	\$ 656.00
XL3672___ PLTFL	UXL Rectangle Table, Two-Student	36	72	29.5	70	6.0	137		\$ 732.00
XL3690___ PLTFL	UXL Rectangle Table, Three-Student	36	90	29.5	70	7.5	152		\$ 835.00
<b>42" Deep Models</b>									
XL4248___ PLTFL	UXL Rectangle Table, Single-Student	42	48	29.5	70	4.67	110	*	\$ 696.00
XL4260___ PLTFL	UXL Rectangle Table, Two-Student	42	60	29.5	70	5.8	132	*	\$ 785.00
XL4272___ PLTFL	UXL Rectangle Table, Two-Student	42	72	29.5	70	7.0	148		\$ 878.00
XL4290___ PLTFL	UXL Rectangle Table, Three-Student	42	90	29.5	70	8.8	167		\$ 1,001.00

**UXL LAMINATE DESK TOP COLOR CHOICE**

- Asian Night **ANG**
- Boardwalk Oak **BWK**
- Pewter Mesh **PEW**
- Classic Linen **CLN**
- High Rise **HRE**
- Buka Bark **BBK**
- Palisades Oak **PSO**
- Flax Linen **FLL**
- Mission Maple **MIM**
- New Age Oak **NEW**
- Wild Cherry **CHE**
- Fusion Maple **MAP**
- Grey Nebula **GNB**

**FRAME CHOICE**

- Platinum **PLT**

**UXL EDGE COLOR CHOICE**

- Apple **A**
- Black **B**
- Blueberry **C**
- Burgundy **D**
- Cerulean **S**
- Champagne **O**
- Charcoal **R**
- Chocolate **Q**
- Clementine **E**
- Forest Green **F**
- Fuchsia **G**
- Mint **H**
- Mocha **T**
- Navy **I**
- Orange **U**
- Persian Blue **J**
- Platinum **P**
- Purple **K**
- Red **L**
- Yellow **N**

View all finish options on page 274.



### UXL Science Table

The sturdy UXL Science Table allows you to match the design scheme created by UXL Tables throughout the building in the science lab. It features the added durability of a Trespa™ TopLab™ Plus work surface. Choose the work surface in Grey or Black. Standard with fixed-height legs (FL).

Model **XT2454GRYPLTFL**. Shown with Trespa™ TopLab™ Plus top.



Color Choice: \_\_\_ Grey Trespa TopLab Plus (**GRY**) or Black Trespa TopLab Plus (**BLA**).

MODEL	DESCRIPTION	D"	W"	H"	F.C.	CUBE	WT.	UPS	2017 LIST
<b>24" Deep Models</b>									
XT2448___ PLTFL	24"dx48"w UXL Science Table - Trespa TopLab Plus	24	48	29.5	70	2.3	81		\$ 1,232.00
XT2454___ PLTFL	24"dx54"w UXL Science Table - Trespa TopLab Plus	24	54	29.5	70	2.6	87		\$ 1,358.00
XT2460___ PLTFL	24"dx60"w UXL Science Table - Trespa TopLab Plus	24	60	29.5	70	2.9	91		\$ 1,478.00
XT2472___ PLTFL	24"dx72"w UXL Science Table - Trespa TopLab Plus	24	72	29.5	70	3.5	106		\$ 1,738.00



### UXL Table I-O™ Post End Cap

Surround an I-O™ Post with two UXL Table I-O™ Post End Caps to create an island of connectivity. Fixed-height leg set standard. See page 125 for leg set options. Choose from 11 standard laminate colors and 20 standard edge colors. Platinum (**PLT**) frame.

Shown in New Age Oak top with Cerulean edge and Platinum frame.

MODEL	DESCRIPTION	D"	W"	H"	F.C.	CUBE	WT.	UPS	2017 LIST
XL48EC___ PLTFL	UXL Table I-O™ Post End Cap	30	48				80		\$ 515.00

Choose MODEL **7** **8** **9** **10** **PLT** **FL**

Pick Laminate Color

Pick Edge Color

Fixed-height (FL) leg set is standard. See page 125 to order optional leg sets.

**AddPower**  
SEE PAGE 272 FOR ORDER INFO

**Create a UXL Conference Table: two UXL Half Round Tables XL60HR and two XL3060 Rectangle Tables**

Shown in New Age Oak top with Apple edge and Platinum frame and optional adjustable leg set AL. Shown with optional UXL Stack Chairs.



**UXL Half Round End Cap Table**

UXL furniture is highly customizable, so you can precisely tailor the functionality and appearance of a desk or table to the needs of the student and classroom environment. This means you can maintain a consistent design scheme throughout the building or facility. Choose from 13 standard laminate colors, and 20 standard edge colors.

- UXL Tables are standard with a 3/4" Bullet T-Mold and fixed-height legs (FL).
- UXL Tables can be customized with other Smith System top and edge choices.



**Model XL60HRNEWAPLTAL**  
60" Half Round End Cap. Shown in New Age Oak top with Apple edge and Platinum frame. Optional leg set (AL).

**UXL Round Table**

**Model XL42RDCHEQPLTTL**. Shown in Wild Cherry top with Chocolate edge and Platinum frame. Optional tapered leg set with casters (TL).



**UXL Corner Table**

**Model XL5STRMAPSPLTFL**. Shown in Fusion Maple top with Cerulean edge and Platinum frame.



**UXL Square Table**

**Model UL6060CLNHPLTAL**. Shown in Classic Linen top with Mint edge and Platinum frame. Optional push-button adjustable leg set (AL). 1 1/4" top recommended (UL).



**UXL Trapezoid Table**

**Model XL72TRGNBLPLTAC**. Shown in Grey Nebula top with Red edge and Platinum frame. Optional push-button adjustable leg set with casters (AC).

MODEL	DESCRIPTION	D"	W"	H"	F.C.	CUBE	WT.	UPS	2017 LIST
<b>UXL Half Round Top Table</b>									
XL60HR____PLTFL	60"w UXL Half Round End Cap	30	60	29.5	70	2.1	65	*	\$ 559.00
XL48NC____PLTFL	48"w UXL Half Round End Cap	30	48	29.5	70	2.1	90		\$ 515.00
<b>UXL Corner Table</b>									
XL5STR____PLTFL	UXL Corner Table	30	48	29.5	70	2.1	90		\$ 635.00
<b>UXL Round Table</b>									
XL42RD____PLTFL	42"dia. UXL Round Table	42 dia.		29.5	70	2.1	86		\$ 580.00
XL48RD____PLTFL	48"dia. UXL Round Table	48 dia.		29.5	70	2.1	98		\$ 608.00
XL60RD____PLTFL	60"dia. UXL Round Table	60 dia.		29.5	70	2.1	136		\$ 810.00
<b>UXL Square Table</b>									
XL3030____PLTFL	30" UXL Square Table	30	30	29.5	70	2.0	65	*	\$ 427.00
XL3636____PLTFL	36" UXL Square Table	36	36	29.5	70	3.0	81	*	\$ 523.00
XL4242____PLTFL	42" UXL Square Table	42	42	29.5	70	4.08	100	*	\$ 649.00
UL6060____PLTFL	60" UXL Square Table	60	60	29.5	70	2.1	86		\$ 1,015.00
<b>UXL Trapezoid Table</b>									
XL60TR____PLTFL	UXL Trapezoid Table	30	60	29.5	70	3.6	90		\$ 575.00
XL72TR____PLTFL	UXL Trapezoid Table	30	72	29.5	70	4.4	106		\$ 650.00

**AddPower**  
SEE PAGE 272 FOR ORDER INFO

Choose MODEL **7** **8** **9** **10** **PLT** **FL**  
 Pick Laminate Color **Pick Edge Color**  
 Fixed-height (FL) leg set is standard. See page 125 to order optional leg sets.

**UXL LAMINATE DESK TOP COLOR CHOICE**

- Asian Night **ANG**
- Boardwalk Oak **BWK**
- Pewter Mesh **PEW**
- Classic Linen **CLN**
- High Rise **HRE**
- Buka Bark **BBK**
- Palisades Oak **PSO**
- Flax Linen **FLL**
- Mission Maple **MIM**
- New Age Oak **NEW**
- Wild Cherry **CHE**
- Fusion Maple **MAP**
- Grey Nebula **GNB**

**FRAME CHOICE**

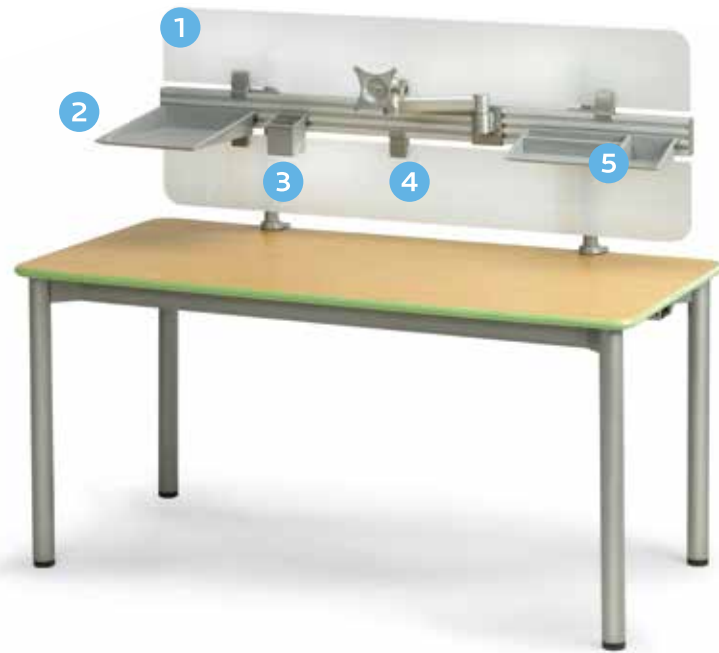
- Platinum **PLT**

**UXL EDGE COLOR CHOICE**

- Apple **A**
- Black **B**
- Blueberry **C**
- Burgundy **D**
- Cerulean **S**
- Champagne **O**
- Charcoal **R**
- Chocolate **Q**
- Clementine **E**
- Forest Green **F**
- Fuchsia **G**
- Mint **H**
- Mocha **T**
- Navy **I**
- Orange **U**
- Persian Blue **J**
- Platinum **P**
- Purple **K**
- Red **L**
- Yellow **N**

View all finish options on page 274.





- 1 Two Screens, Model 17321
- 2 Document Tray Portrait, Model 38545 PLT
- 3 Plastic Stationery Holder, Model 38548 PLT
- 4 Monitor Mount with arm, Models 17653 and 17654
- 5 Plastic Stationery Tray, Model 38547 PLT



Spring-Loaded Table-Mounted Flat-Panel Monitor Mount, Model 17655 PLT

**Model XL3060NAOAPLTFL**  
Shown with Accessory Wall, model 17322 (54.75") dual-screen with optional accessories.

### UXL Modesty Panel

Designed to complement UXL Rectangle Top Tables, these Modesty Panels are available in 13 standard laminate colors and 20 edge colors that match the UXL color scheme.



MODEL	DESCRIPTION	D"	W"	H"	F.C.	CUBE	WT.	UPS	2017 LIST
17100	UXL Modesty Panel for 30"w Desk	3/4	22	13.5		13	*	\$	94.00
17101	UXL Modesty Panel for 36"w Desk	3/4	28	13.5		15	*	\$	102.00
17102	UXL Modesty Panel for 48"w Desk	3/4	40	13.5		19	*	\$	119.00
17103	UXL Modesty Panel for 60"w Desk	3/4	52	13.5		23		\$	135.00
17104	UXL Modesty Panel for 72"w Desk	3/4	64	13.5		27		\$	154.00
17105	UXL Modesty Panel for 90"w Desk	3/4	82	13.5		35		\$	187.00

### UXL Table Accessories

MODEL	DESCRIPTION	D"	W"	H"	F.C.	CUBE	WT.	UPS	2017 LIST
<b>Partition Walls with No Screen</b>									
17300	35"w Accessory Wall	18" tall	35	18	70	23	*	\$	318.00
17301	43"w Accessory Wall	18" tall	43	18	70	26	*	\$	349.00
17302	54.75"w Accessory Wall	18" tall	54.75	18	70	34		\$	366.00
17303	66.5"w Accessory Wall	18" tall	66.5	18	70	36		\$	385.00
<b>Partition Walls with 1 Screen</b>									
17310	35"w Accessory Wall	18" tall	35	18	70	43	*	\$	484.00
17311	43"w Accessory Wall	18" tall	43	18	70	48	*	\$	527.00
17312	54.75"w Accessory Wall	18" tall	54.75	18	70	58		\$	578.00
17313	66.5"w Accessory Wall	18" tall	66.5	18	70	62		\$	618.00
<b>Partition Walls with 2 Screens</b>									
17320	35"w Accessory Wall	18" tall	35	18	70	63	*	\$	675.00
17321	43"w Accessory Wall	18" tall	43	18	70	70	*	\$	729.00
17322	54.75"w Accessory Wall	18" tall	54.75	18	70	82		\$	812.00
17323	66.5"w Accessory Wall	18" tall	66.5	18	70	82		\$	877.00
<b>Partition Wall Accessories</b>									
38545 PLT	Document Tray (Portrait)	14	10.5	2.5		1	*	\$	22.00
38546 PLT	Document Tray (Landscape)	11	14	2.5		1	*	\$	22.00
38547 PLT	Plastic Stationery Tray	5.5	15	2.5		1	*	\$	20.00
38548 PLT	Plastic Stationery Holder	3	3	3.5		1	*	\$	14.00
17653 PLT	Monitor Mount for Universal Rail					3	*	\$	120.00
17654 PLT	Monitor Mount Arm					2	*	\$	52.00
17655 PLT	Spring Loaded Monitor Mount	5	5	21	70	9	*	\$	199.00



### UXL Table Ganging Device

Model 67628PLT. Connect UXL tables with the easy to use UXL Ganging Device.

Great with Collaborative shaped desks, too.



### UXL Wire Manager

Model 17040-17045. UXL Wire Manager, shown in open position.



### Clamp-on Power Module

Model 17107. Attaches securely to the work surface.

MODEL	DESCRIPTION	D"	W"	H"	F.C.	CUBE	WT.	UPS	2017 LIST
17040	UXL Wire Manager for 30"w Table	5	24	5	70	8		\$	261.00
17041	UXL Wire Manager for 36"w Table	5	30	5	70	10		\$	291.00
17042	UXL Wire Manager for 48"w Table	5	42	5	70	14		\$	310.00
17043	UXL Wire Manager for 60"w Table	5	54	5	70	18		\$	351.00
17044	UXL Wire Manager for 72"w Table	5	66	5	70	26		\$	382.00
17045	UXL Wire Manager for 90"w Table	5	84	5	70	32		\$	443.00
17107	4 Plug Power Outlet w/15' cord	2.8	6.6	3.3	70	4	*	\$	375.00
67628 PLT	UXL Table Ganging Device					1		\$	30.00
67636 PLT	Backpack Hook (bolts on to UXL rails)							\$	40.00







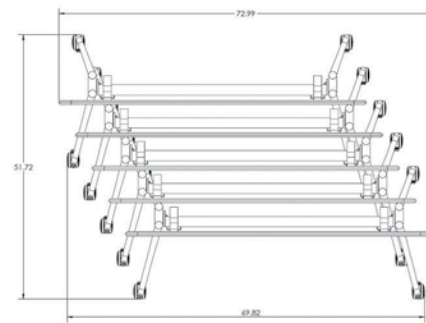


Create a UXL Nest & Fold Conference Table: two UXL Nest & Fold Half Round Tables and two UXL Nest & Fold Rectangle Tables. Shown in non-standard Amber Cherry top with Black edge and Platinum frame. Shown with optional UXL Nest & Fold Chairs.

### UXL Nest & Fold Table

UXL Nest & Fold Tables provide a stable, spacious work surface and contemporary appearance. They offer added utility when not in use through their easy mobility and compact storage. Because they're part of an integrated line of seating and desking, they let you maintain a consistent design scheme throughout the building or facility. Choose from 13 standard laminate colors, and 20 standard edge colors. Platinum frame only.

- UXL Nest & Fold Tables are standard with a 1 1/4" top with 3/8" Bumper T-Mold edge (FL).
- Optional top choice: 1 1/4" top with 4mm T-Mold edge. Replace FL in model number with FM.
- Easy to use release mechanism spans the top length.



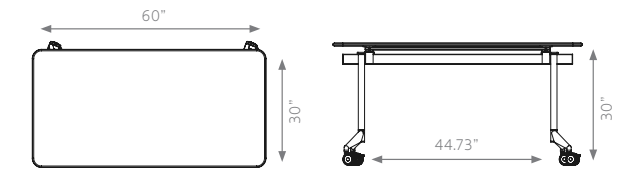
(5) NF3060 FOLDED

UXL Nest & Fold Tables offer improved performance even when not in use. Their tabletops fold and legs nest, allowing them to store more compactly. Standard casters make them easy to move.



### UXL Nest & Fold Rectangle Top Table

Model FL3060AMEBPLT. Shown in non-standard Amber Cherry top with Black edge and Platinum frame. Optional UXL Nest & Fold Chairs.

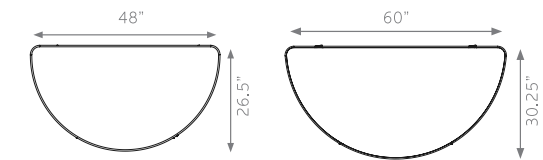


MODEL	DESCRIPTION	D"	W"	H"	F.C.	CUBE	WT.	UPS	2017 LIST
FL2448	24"dx48"w UXL Nest & Fold Rectangle Top Table	24	48	30	70	102	102	*	\$ 899.00
FL2460	24"dx60"w UXL Nest & Fold Rectangle Top Table	24	60	30	70	110	110		\$ 949.00
FL2472	24"dx72"w UXL Nest & Fold Rectangle Top Table	24	72	30	70	118	118		\$ 975.00
FL3048	30"dx48"w UXL Nest & Fold Rectangle Top Table	30	48	30	70	112	112		\$ 949.00
FL3060	30"dx60"w UXL Nest & Fold Rectangle Top Table	30	60	30	70	120	120		\$ 999.00
FL3072	30"dx72"w UXL Nest & Fold Rectangle Top Table	30	72	30	70	128	128		\$ 1,049.00

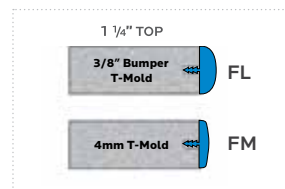


### UXL Nest & Fold Half Round Top Table

Model FL60HRAMEBPLT. Shown in non-standard Amber Cherry top with Black edge and Platinum frame.



MODEL	DESCRIPTION	D"	W"	H"	F.C.	CUBE	WT.	UPS	2017 LIST
FL48HR	48"w UXL Nest & Fold Half Round Top Table	26.5	48	30	70	82	82		\$ 949.00
FL60HR	60"w UXL Nest & Fold Half Round Top Table	30.25	60	30	70	90	90		\$ 999.00



FL or FM

Choose Size

7

8

9

10

Pick Laminate Color

Pick Edge Color

PLT

Leg set is Platinum, 30" fixed-height.

#### UXL LAMINATE DESK TOP COLOR CHOICE

- Asian Night **ANG**
- Boardwalk Oak **BWK**
- Pewter Mesh **PEW**
- Classic Linen **CLN**
- High Rise **HRE**
- Buka Bark **BBK**
- Palisades Oak **PSO**
- Flax Linen **FLL**
- Mission Maple **MIM**
- New Age Oak **NEW**
- Wild Cherry **CHE**
- Fusion Maple **MAP**
- Grey Nebula **GNB**

#### FRAME CHOICE

- Platinum **PLT**

#### UXL EDGE COLOR CHOICE

- Apple **A**
- Black **B**
- Blueberry **C**
- Burgundy **D**
- Cerulean **S**
- Champagne **O**
- Charcoal **R**
- Chocolate **Q**
- Clementine **E**
- Forest Green **F**
- Fuchsia **G**
- Mint **H**
- Mocha **T**
- Navy **I**
- Orange **U**
- Persian Blue **J**
- Platinum **P**
- Purple **K**
- Red **L**
- Yellow **N**

View all finish options on page 274.

### Adjustable Height Nest & Fold.

UXL Nest & Fold Tables provide a stable, spacious work surface and contemporary appearance. They offer added utility when not in use through their easy mobility and compact storage. Because they're part of an integrated line of seating and desking, they let you maintain a consistent design scheme throughout the building or facility.



**Model AM3072ANGBPLT**  
Shown in Asian Night top with Black 4 mm edge.  
Paired with UXL Adjustable Stools.

**UXL LAMINATE DESK TOP COLOR CHOICE**

- Asian Night **ANG**
- Boardwalk Oak **BWK**
- Pewter Mesh **PEW**
- Classic Linen **CLN**
- High Rise **HRE**
- Buka Bark **BBK**
- Palisades Oak **PSO**
- Flax Linen **FLL**
- Mission Maple **MIM**
- New Age Oak **NEW**
- Wild Cherry **CHE**
- Fusion Maple **MAP**
- Grey Nebula **GNB**

**FRAME CHOICE**

- Platinum **PLT**

**UXL EDGE COLOR CHOICE**

- Apple **A**
- Black **B**
- Blueberry **C**
- Burgundy **D**
- Cerulean **S**
- Champagne **O**
- Charcoal **R**
- Chocolate **Q**
- Clementine **E**
- Forest Green **F**
- Fuchsia **G**
- Mint **H**
- Mocha **T**
- Navy **I**
- Orange **U**
- Persian Blue **J**
- Platinum **P**
- Purple **K**
- Red **L**
- Yellow **N**

View all finish options on page 274.



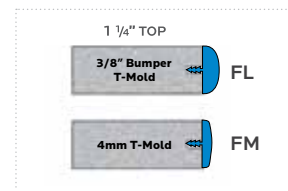
**(6) Model AM3072ANGBPLT.** Shown 36" and 29" heights with 24" Fixed Height Plato Stools and 18" high Plato Stack Chairs.

### UXL Nest & Fold Table

**ADJUSTABLE HEIGHT**

UXL Nest & Fold Adjustable Height Tables can be raised in one inch increments from 26" to 36". Choose from 13 standard laminate colors, and 20 standard edge colors. Platinum frame only.

- UXL Nest & Fold Tables are standard with a 1 1/4" top with 3/8" Bumper T-Mold edge (**AL**).
- Optional top choice: 1 1/4" top with 4mm T-Mold edge. Replace **AL** in model number with **AM**.
- Easy to use release mechanism spans the top length.
- Adjustable in one-inch increments with an Allen wrench.



**FL**  
or  
**FM**

Choose Size

7 8 9 10  
Pick Laminate Color

10  
Pick Edge Color

**PLT**  
Leg set is Platinum, 30" fixed-height.



MODEL	DESCRIPTION	D"	W"	H"	F.C.	CUBE	WT.	UPS	2017 LIST
<b>Adjustable Rectangle</b>									
AL2448___PLT	24"dx48"w Rectangle	Adjustable Height	24	48	26-36	70	104	*	\$ 974.00
AL2460___PLT	24"dx60"w Rectangle	Adjustable Height	24	60	26-36	70	112		\$ 1,024.00
AL2472___PLT	24"dx72"w Rectangle	Adjustable Height	24	72	26-36	70	120		\$ 1,050.00
AL3048___PLT	30"dx48"w Rectangle	Adjustable Height	30	48	26-36	70	114		\$ 1,024.00
AL3060___PLT	30"dx60"w Rectangle	Adjustable Height	30	60	26-36	70	122		\$ 1,074.00
AL3072___PLT	30"dx72"w Rectangle	Adjustable Height	30	72	26-36	70	130		\$ 1,124.00
<b>Adjustable Half Round</b>									
AL48HR___PLT	48"w Half Round	Adjustable Height	26.5	48	26-36	70	84		\$ 1,027.00
AL60HR___PLT	60"w Half Round	Adjustable Height	30.25	60	26-36	70	92		\$ 1,074.00



# How to Read a UXL Part Number

Here's our simple system for ordering UXL tables exactly the way you want them.

1. Decide what features and options you want.
2. Find them in the columns below.
3. Write them down in sequence.

Or just pick a pre-configured model and all you have to do is specify your color choice.

<b>1</b>	<b>2</b>	<b>3</b>	<b>4</b>	<b>5</b>	<b>6</b>	<b>7</b>	<b>8</b>	<b>9</b>	<b>10</b>	<b>P</b>	<b>L</b>	<b>T</b>	<b>14</b>	<b>15</b>
Pick Colors						Frame			Leg					
<b>1 2</b> <b>Type</b> <b>3/4" Tops</b> XL = UXL Table 3/4" bullet X8 = UXL Table 4mm t-mold OF = Open Front Desk <hr/> <b>1-1/4" Tops</b> UL = UXL Table 3/8" bumper U8 = UXL Table 4mm t-mold OL = Open Front Desk <hr/> FL = Nest & Fold 3/8" bumper FM = Nest & Fold 4mm t-mold <hr/> AL = Adjustable Nest & Fold 3/8" bumper AM = Adjustable Nest & Fold 4mm t-mold		<b>3 4 5 6</b> <b>Desk Top Size</b> 2027 = 20"d x 27"w    *3048 = 30"d x 48"w    55TR = corner table 2030 = 20"d x 30"w    *3060 = 30"d x 60"w    48CK = 48" round cookie 2036 = 20"d x 36"w    *3072 = 30"d x 72"w    *48HR = 48"dia. half round 2048 = 20"d x 48"w    3090 = 30"d x 90"w    48NC = 48"dia. crescent end 2060 = 20"d x 60"w    3636 = 36"d x 36"w    42RD = 42" round 2072 = 20"d x 72"w    3648 = 36"d x 48"w    48RD = 48" round 2090 = 20"d x 90"w    3660 = 36"d x 60"w    48RD = 48" round 2430 = 24"d x 30"w    3672 = 36"d x 72"w    6060 = 60" square 2436 = 24"d x 36"w    3690 = 36"d x 90"w    60TR = 60"w trapezoid *2448 = 24"d x 48"w    4242 = 42"d x 42"w    72TR = 72"w trapezoid *2460 = 24"d x 60"w    4248 = 42"d x 48"w *2472 = 24"d x 72"w    4260 = 42"d x 60"w 2490 = 24"d x 90"w    4272 = 42"d x 72"w 3030 = 30"d x 30"w    4290 = 42"d x 90"w 3036 = 30"d x 36"w    *60HR = 60"dia. half round				<b>Open Front Desk Top Size</b> 2027 = 20"d x 27"w 2448 = 24"d x 48"w <hr/> <b>Collaborative Desk Top Size</b> SSDM = Single-Student SMDM = Mini Single-Student TSDM = Two-Student SSWG = Wing Desk 60CR = 60" Crescent 72CR = 72" Crescent CURV = Curve Desk <hr/> <b>*Nest &amp; Fold Desk Top Size</b> Available sizes designated with "*"								
<b>7 8 9</b> <b>Laminate Color</b> See Laminate Color Chart Choose 3 Letters			<b>10</b> <b>Edge Color</b> See Edge Color Chart Choose 1 Letter		<b>11 12 13</b> <b>Frame Color</b> PLT = Platinum			<b>14 15</b> <b>Leg Type</b> FL = Straight Fixed-height leg w/glide, 29.5"h (standard)    \$0 FC = Straight Fixed-height leg w/caster, 29.5"h    +\$15 AL = Push-button Adjustable-height leg w/glide, 27.5-33.5"h    +\$140 AC = Push-button Adjustable-height leg w/caster, 26.5-33.5"h    +\$146 SL = Push-button Adjustable-height leg w/glide, 23.5-29.5"h    +\$140 SC = Push-button Adjustable-height leg w/caster, 23.5-29.5"h    +\$146 TG = Tapered Fixed-height leg w/glide, 29.5"h    +\$39 TL = Tapered Fixed-height leg w/caster, 29.5"h    +\$39 *pricing for set of 4 legs						

<b>UXL LAMINATE DESK TOP COLOR CHOICE</b> Asian Night <b>ANG</b> Pewter Mesh <b>PEW</b> High Rise <b>HRE</b> Palisades Oak <b>PSO</b> Mission Maple <b>MIM</b> Wild Cherry <b>CHE</b> Grey Nebula <b>GNB</b> Boardwalk Oak <b>BWK</b> Classic Linen <b>CLN</b> Buka Bark <b>BBK</b> Flax Linen <b>FLL</b> New Age Oak <b>NEW</b> Fusion Maple <b>MAP</b>									
<b>UXL EDGE COLOR CHOICE</b> Apple <b>A</b> Burgundy <b>D</b> Charcoal <b>R</b> Forest Green <b>F</b> Mocha <b>T</b> Persian Blue <b>J</b> Red <b>L</b> Black <b>B</b> Cerulean <b>S</b> Chocolate <b>Q</b> Fuchsia <b>G</b> Navy <b>I</b> Platinum <b>P</b> Yellow <b>N</b> Blueberry <b>C</b> Champagne <b>O</b> Clementine <b>E</b> Mint <b>H</b> Orange <b>U</b> Purple <b>K</b>									

View all finish options on page 274.

## UXL Leg Options

Fixed-height leg with glide (**FL**) is standard in the list price.

	<b>Model FL</b> - Fixed-height leg with glide 29.5" h
	<b>Model AL</b> - Push-button adjustable-height leg with glide 27.5"- 33.5" h Add \$140 <b>Add AL</b>
	<b>Model SL</b> - 23.5"-29.5" h Add \$140 <b>Add SL</b>
	<b>Model FC</b> - Fixed-height leg with caster 29.5" h Add \$15 <b>Add FC</b>
	<b>Model AC</b> - Push-button adjustable-height leg with caster 26.5"-33.5" h Add \$146 <b>Add AC</b>
	<b>Model SC</b> - 23.5"-29.5" h Add \$146 <b>Add SC</b>
	<b>Model TL</b> - Tapered fixed-height leg with caster Add \$39 <b>Add TL</b>
	<b>Model TG</b> - Tapered fixed-height leg with glide (not shown) Add \$39 <b>Add TG</b>

All legs come in Platinum (**PLT**) and are 2" in diameter.

- For the other legs available please add:
1. The following prices to the list price.
  2. The 2 digit letter code to the end of the part #.

- Pricing for set of 4 legs.
- Crescent Table with FL leg set includes 5 legs. If ordering optional leg set, additional charge will apply for the cost of the extra leg.

<b>UXL Nest &amp; Fold Tables Top and Edge</b> 1 1/4" Tops Fixed: FL, 3/8" Bumper T-Mold 1 1/4" Tops Adjustable: AL, 3/8" Bumper T-Mold FM, 4mm T-Mold    AM, 3/8" Bumper T-Mold	<b>UXL Open Front Desks Top and Edge</b> 3/4" Tops: OF, Bullet T-Mold 1 1/4" Tops: OL, 3/8" Bumper T-Mold	<b>UXL Tables &amp; UXL Desks Top and Edge</b> 3/4" Tops: X8, 4mm T-Mold 1 1/4" Tops: U8, 4mm T-Mold XL, Bullet T-Mold    UL, 3/8" Bumper T-Mold
---	---	---

Customizable colors and surfaces that are anything but basic.



5-Star



Engage Trap



Sprocket



Engage Square



Moon



Yin Yang



Engage Rectangle

### New shapes for 2017.

The all-new Elemental line for 2017 comes with a variety of fun shapes. Mix up your collaborative spaces with stars, trapezoids, squares, moons, sprockets and interlocking Yin-Yang designs.

### A surface with a depth of possibilities.

The Elemental line is a great surface to be certain. But it's what's below that really counts. Customize your shape with a full selection of adjustable legs and casters for a fun and modern upgrade to your space. And as with every product from Smith System, Elemental tables are built to stand up to any classroom activity or experiment.



### Let your colors fly.

Now, every facet of the Elemental line is another opportunity to demonstrate school pride or just add some variety to your classroom color scheme. Mix and match surfaces, legs and casters for a limitless mix of fun and funky possibilities.





**NEW** FOR 2017

Elemental Activity Tables

It's not all just colors and shapes on the Elemental line. Leg and caster options provide even more versatility. Elemental Tables come with three leg choices: Fixed-height with glide (EG), Fixed-height with caster (EC), or Adjustable-height (EA). Adjustable-height legs adjust from 21.5" to 35.5" when paired with casters. Wheelbarrow tables come with EG and EC leg sets only. Each style leg is available in 5 contemporary colors.



**Elemental Sprocket Table**  
Model ELSPRKANGAAPLEC  
Shown with Asian Night top with Apple edge. Also shown with Apple Fixed Height for Caster legset (EC) paired with Apple colored 17599 APL 6-pack casters.



**New for 2017 Colored casters and matching colored leg sets**  
See page 135 for more information.



**Elemental Engage Trapezoid Table**  
Model ELENTGRNBUCCREC  
Shown with Grey Nebula top with Orange edge. Also shown with Charcoal Fixed Height for Caster legset (EC) paired with Orange colored 17577 ORG casters.



**Elemental 5-Star 60" Table**  
Model EL5S60GNBCCERC  
Shown with Grey Nebula top with Black edge. Also shown with Cerulean Fixed Height for Caster legset (EC) paired with Cerulean colored 17578 CER 5-pack casters.

ELEMENTAL SPROCKET

MODEL	DESCRIPTION	LEG TYPE	LEG #	D"	W"	H"	F.C.	CUBE	WT.	UPS	2017 LIST
<b>Sprocket Models</b>											
ELSPRK_____EG	Sprocket Table	Fixed Height	6 Legs	59.25	67	30	70	3.7	116.5		\$ 799.00
ELSPRK_____EC*	Sprocket Table	Fixed Height for Caster	6 Legs	59.25	67	27**	70	3.6	120.5		\$ 799.00
ELSPRK_____EA	Sprocket Table	Adjustable Height	6 Legs	59.25	67	19-33	70	4.2	119.5		\$ 799.00

\* REMINDER: Sprocket 6-leg table requires 17599 6-pack casters, sold separately, see page 135 to order. \*\*3" Casters make table height 30".

ELEMENTAL 5-STAR

MODEL	DESCRIPTION	LEG TYPE	LEG #	D"	W"	H"	F.C.	CUBE	WT.	UPS	2017 LIST
<b>5-Star Models</b>											
EL5S48_____EG	5-Star Table (k-5)	Fixed Height	5 Legs	48"dia.		30	70	2.6	67		\$ 599.00
EL5S48_____EC*	5-Star Table (k-5)	Fixed Height for Caster	5 Legs	48"dia.		27**	70	2.6	71		\$ 599.00
EL5S48_____EA	5-Star Table (k-5)	Adjustable Height	5 Legs	48"dia.		19-33	70	2.6	70		\$ 599.00
EL5S60_____EG	5-Star Table	Fixed Height	5 Legs	60"dia.		30	70	3.9	95		\$ 779.00
EL5S60_____EC*	5-Star Table	Fixed Height for Caster	5 Legs	60"dia.		27**	70	3.9	99		\$ 779.00
EL5S60_____EA	5-Star Table	Adjustable Height	5 Legs	60"dia.		19-33	70	3.9	98		\$ 779.00

\* REMINDER: 5-star 5-leg table requires 17578 5-pack casters, sold separately, see page 135 to order. \*\*3" Casters make table height 30".

ELEMENTAL 6-STAR

MODEL	DESCRIPTION	LEG TYPE	LEG #	D"	W"	H"	F.C.	CUBE	WT.	UPS	2017 LIST
<b>6-Star Models</b>											
EL6S60_____EG	6-Star Table	Fixed Height	6 Legs	60"dia.		30	70	4.2	116.5		\$ 799.00
EL6S60_____EC*	6-Star Table	Fixed Height for Caster	6 Legs	60"dia.		27**	70	4.2	120.5		\$ 799.00
EL6S60_____EA	6-Star Table	Adjustable Height	6 Legs	60"dia.		19-33	70	4.2	119.5		\$ 799.00

\* REMINDER: 6-star 6-leg table requires 17599 6-pack casters, sold separately, see page 135 to order. \*\*3" Casters make table height 30".

ELEMENTAL ENGAGE TRAPEZOID

MODEL	DESCRIPTION	LEG TYPE	LEG #	D"	W"	H"	F.C.	CUBE	WT.	UPS	2017 LIST
<b>Engage Trapezoid Models</b>											
ELENTR_____EG	Engage Trapezoid	Fixed Height	4 Legs	30	60	30	70	2.3	70		\$ 429.00
ELENTR_____EC*	Engage Trapezoid	Fixed Height for Caster	4 Legs	30	60	27**	70	2.3	74		\$ 429.00
ELENTR_____EA	Engage Trapezoid	Adjustable Height	4 Legs	30	60	19-33	70	2.3	73		\$ 429.00

\* REMINDER: Casters sold separately, see page 135 to order. \*\*3" Casters make table height 30".

Choose MODEL

7 8 9 10 11 12 13 14 15

Pick Laminate Color

Pick Edge Color

Pick Leg Style

Fixed-height with Glide (EG) leg set is standard. See page 135 to order optional leg sets.




**New for 2017 add colored casters**  
See page 135 to order.

ELEMENTAL LEG COLOR CHOICE Platinum **PLT** Charcoal **CGR** Orange **ORG** Apple **APL** Cerulean **CER**



**Elemental Yin Yang Table**  
Models ELYNYGCLNSCEREC  
Shown with Classic Linen top with Cerulean and Orange accent colors.



**Elemental Moon Table**  
Model ELMOONCLNACGREG  
Shown with Classic Linen top with Apple edge. Charcoal Fixed Height for Caster legset (EC) paired with Apple colored 17577 APL casters.

**Elemental 30x72 Rectangle Table**  
Model EL37ERBBKBCGREG  
Shown with Buka Bark top with Black edge. Also shown with Charcoal Fixed Height for Caster legset (EC) paired with Charcoal colored 17577CGR casters.

**Elemental Engage 48" Square Table**  
Model EL48ESGNBSPLTEC  
Shown with Grey Nebula top with Cerulean edge. Also shown with Platinum Fixed Height for Caster legset (EC) paired with Cerulean colored 17577CER casters.

ELEMENTAL YIN YANG

MODEL	DESCRIPTION	LEG TYPE	LEG #	D"	W"	H"	F.C.	CUBE	WT.	UPS	2017 LIST
<i>Yin Yang Models</i>											
ELYNYG_____EG	Yin Yang Table	Fixed Height	4 Legs	64	54	30	70	4.2	90.5		\$ 669.00
ELYNYG_____EC*	Yin Yang Table	Fixed Height for Caster	4 Legs	64	54	27**	70	4.2	94.5		\$ 669.00
ELYNYG_____EA	Yin Yang Table	Adjustable Height	4 Legs	64	54	19-33	70	4.2	93.5		\$ 669.00

ELEMENTAL MOON

MODEL	DESCRIPTION	LEG TYPE	LEG #	D"	W"	H"	F. C.	CUBE	WT.	UPS	2017 LIST
<i>Moon Models</i>											
ELMOON_____EG	Moon Table	Fixed Height	4 Legs	60	41	30	70	2.7	80		\$ 619.00
ELMOON_____EC*	Moon Table	Fixed Height for Caster	4 Legs	60	41	27**	70	2.7	84		\$ 619.00
ELMOON_____EA	Moon Table	Adjustable Height	4 Legs	60	41	19-33	70	2.7	83		\$ 619.00

ELEMENTAL ENGAGE RECTANGLES

MODEL	DESCRIPTION	LEG TYPE	LEG #	D"	W"	H"	F.C.	CUBE	WT.	UPS	2017 LIST
<i>30" Deep Rectangle 'Engage' Models</i>											
EL36ER_____EG	Engage Rectangle	Fixed Height	4 Legs	30	60	30	70	2.3	75		\$ 429.00
EL36ER_____EC*	Engage Rectangle	Fixed Height for Caster	4 Legs	30	60	27**	70	2.3	79		\$ 429.00
EL36ER_____EA	Engage Rectangle	Adjustable Height	4 Legs	30	60	19-33	70	2.3	78		\$ 429.00
EL37ER_____EG	Engage Rectangle	Fixed Height	4 Legs	30	72	30	70	2.6	94		\$ 449.00
EL37ER_____EC*	Engage Rectangle	Fixed Height for Caster	4 Legs	30	72	27**	70	2.6	98		\$ 449.00
EL37ER_____EA	Engage Rectangle	Adjustable Height	4 Legs	30	72	19-33	70	2.6	97		\$ 449.00

ELEMENTAL ENGAGE SQUARE

MODEL	DESCRIPTION	LEG TYPE	LEG #	D"	W"	H"	F.C.	CUBE	WT.	UPS	2017 LIST
<i>Square 'Engage' Models</i>											
EL42ES_____EG	Square Table	Fixed Height	4 Legs	42	42	30	70	2.3	92		\$ 499.00
EL42ES_____EC*	Square Table	Fixed Height for Caster	4 Legs	42	42	27**	70	2.3	96		\$ 499.00
EL42ES_____EA	Square Table	Adjustable Height	4 Legs	42	42	19-33	70	2.3	95		\$ 499.00
EL48ES_____EG	Square Table	Fixed Height	4 Legs	48	48	30	70	2.6	102.5		\$ 549.00
EL48ES_____EC*	Square Table	Fixed Height for Caster	4 Legs	48	48	27**	70	2.6	106.5		\$ 549.00
EL48ES_____EA	Square Table	Adjustable Height	4 Legs	48	48	19-33	70	2.6	105.5		\$ 549.00

ELEMENTAL LAMINATE TOP COLOR CHOICE TOPS AVAILABLE IN 1 1/4" ONLY.

- Asian Night **ANG**
- Pewter Mesh **PEW**
- High Rise **HRE**
- Palisades Oak **PSO**
- Mission Maple **MIM**
- Wild Cherry **CHE**
- Grey Nebula **GNB**
- Boardwalk Oak **BWK**
- Classic Linen **CLN**
- Buka Bark **BBK**
- Flax Linen **FLL**
- New Age Oak **NEW**
- Fusion Maple **MAP**

ELEMENTAL EDGE COLOR CHOICE

- Apple **A**
- Burgundy **D**
- Charcoal **R**
- Forest Green **F**
- Mocha **T**
- Persian Blue **J**
- Red **L**
- Black **B**
- Cerulean **S**
- Chocolate **Q**
- Fuchsia **G**
- Navy **I**
- Platinum **P**
- Yellow **N**
- Blueberry **C**
- Champagne **O**
- Clementine **E**
- Mint **H**
- Orange **U**
- Purple **K**

ELEMENTAL LEG COLOR CHOICE

- Platinum **PLT**
- Charcoal **CGR**
- Orange **ORG**
- Apple **APL**
- Cerulean **CER**

View all finish options on page 274.

Choose MODEL

7

8

9

10

11

12

13

14

15

Pick Laminate Color

Pick Leg Color

Pick Leg Style

Fixed-height with Glide (EG) leg set is standard. See page 135 to order optional leg sets.

Casters sold separately.



RECTANGLE

MODEL	DESCRIPTION	LEG TYPE	LEG #	D"	W"	H"	F.C.	CUBE	WT.	UPS	2017 LIST
<b>24" Deep Models</b>											
EL2436_____EG	Rectangle Table	Fixed Height	4 Legs	24	36	30	70	1.4	46	*	\$ 269.00
EL2436_____EC*	Rectangle Table	Fixed Height for Caster	4 Legs	24	36	27**	70	1.4	50	*	\$ 269.00
EL2436_____EA	Rectangle Table	Adjustable Height	4 Legs	24	36	19-33	70	1.4	49	*	\$ 269.00
EL2448_____EG	Rectangle Table	Fixed Height	4 Legs	24	48	30	70	1.6	56	*	\$ 299.00
EL2448_____EC*	Rectangle Table	Fixed Height for Caster	4 Legs	24	48	27**	70	1.6	60	*	\$ 299.00
EL2448_____EA	Rectangle Table	Adjustable Height	4 Legs	24	48	19-33	70	1.6	59	*	\$ 299.00
EL2460_____EG	Rectangle Table	Fixed Height	4 Legs	24	60	30	70	1.9	66	*	\$ 379.00
EL2460_____EC*	Rectangle Table	Fixed Height for Caster	4 Legs	24	60	27**	70	1.9	70	*	\$ 379.00
EL2460_____EA	Rectangle Table	Adjustable Height	4 Legs	24	60	19-33	70	1.9	69	*	\$ 379.00
EL2472_____EG	Rectangle Table	Fixed Height	4 Legs	24	72	30	70	2.2	76		\$ 409.00
EL2472_____EC*	Rectangle Table	Fixed Height for Caster	4 Legs	24	72	27**	70	2.2	80		\$ 409.00
EL2472_____EA	Rectangle Table	Adjustable Height	4 Legs	24	72	19-33	70	2.2	79		\$ 409.00
<b>30" Deep Models</b>											
EL3048_____EG	Rectangle Table	Fixed Height	4 Legs	30	48	30	70	1.9	66	*	\$ 329.00
EL3048_____EC*	Rectangle Table	Fixed Height for Caster	4 Legs	30	48	27**	70	1.9	70	*	\$ 329.00
EL3048_____EA	Rectangle Table	Adjustable Height	4 Legs	30	48	19-33	70	1.9	69	*	\$ 329.00
EL3060_____EG	Rectangle Table	Fixed Height	4 Legs	30	60	30	70	2.3	79		\$ 429.00
EL3060_____EC*	Rectangle Table	Fixed Height for Caster	4 Legs	30	60	27**	70	2.3	83		\$ 429.00
EL3060_____EA	Rectangle Table	Adjustable Height	4 Legs	30	60	19-33	70	2.3	82		\$ 429.00
EL3072_____EG	Rectangle Table	Fixed Height	4 Legs	30	72	30	70	2.6	98		\$ 449.00
EL3072_____EC*	Rectangle Table	Fixed Height for Caster	4 Legs	30	72	27**	70	2.6	102		\$ 449.00
EL3072_____EA	Rectangle Table	Adjustable Height	4 Legs	30	72	19-33	70	2.6	101		\$ 449.00

SQUARE

MODEL	DESCRIPTION	LEG TYPE	LEG #	D"	W"	H"	F.C.	CUBE	WT.	UPS	2017 LIST
<b>Square Models</b>											
EL3636_____EG	Square Table	Fixed Height	4 Legs	36	36	30	70	1.7	61	*	\$ 309.00
EL3636_____EC*	Square Table	Fixed Height for Caster	4 Legs	36	36	27**	70	1.7	65	*	\$ 309.00
EL3636_____EA	Square Table	Adjustable Height	4 Legs	36	36	19-33	70	1.7	64	*	\$ 309.00
EL4242_____EG	Square Table	Fixed Height	4 Legs	42	42	30	70	2.3	78.5		\$ 429.00
EL4242_____EC*	Square Table	Fixed Height for Caster	4 Legs	42	42	27**	70	2.3	82.5		\$ 429.00
EL4242_____EA	Square Table	Adjustable Height	4 Legs	42	42	19-33	70	2.3	81.5		\$ 429.00
EL4848_____EG	Square Table	Fixed Height	4 Legs	48	48	30	70	2.6	96		\$ 449.00
EL4848_____EC*	Square Table	Fixed Height for Caster	4 Legs	48	48	27**	70	2.6	100		\$ 449.00
EL4848_____EA	Square Table	Adjustable Height	4 Legs	48	48	19-33	70	2.6	99		\$ 449.00

TRAPEZOID

MODEL	DESCRIPTION	LEG TYPE	LEG #	D"	W"	H"	F.C.	CUBE	WT.	UPS	2017 LIST
<b>Trapezoid Models</b>											
EL60TR_____EG	Trapezoid Table	Fixed Height	4 Legs	30	60	30	70	2.3	61		\$ 429.00
EL60TR_____EC*	Trapezoid Table	Fixed Height for Caster	4 Legs	30	60	27**	70	2.3	65		\$ 429.00
EL60TR_____EA	Trapezoid Table	Adjustable Height	4 Legs	30	60	19-33	70	2.3	64		\$ 429.00



KIDNEY

MODEL	DESCRIPTION	LEG TYPE	LEG #	D"	W"	H"	F.C.	CUBE	WT.	UPS	2017 LIST
<b>Kidney Models</b>											
EL4872_____EG	Kidney Table	Fixed Height	4 Legs	48	72	30	70	3.8	120		\$ 549.00
EL4872_____EC*	Kidney Table	Fixed Height for Caster	4 Legs	48	72	27**	70	3.8	124		\$ 549.00
EL4872_____EA	Kidney Table	Adjustable Height	4 Legs	48	72	19-33	70	3.8	123		\$ 549.00

ROUND

MODEL	DESCRIPTION	LEG TYPE	LEG #	D"	W"	H"	F.C.	CUBE	WT.	UPS	2017 LIST
<b>Round Models</b>											
EL42RD_____EG	Round Table	Fixed Height	4 Legs	42"dia.		30	70	2.3	64		\$ 399.00
EL42RD_____EC*	Round Table	Fixed Height for Caster	4 Legs	42"dia.		27**	70	2.3	68		\$ 399.00
EL42RD_____EA	Round Table	Adjustable Height	4 Legs	42"dia.		19-33	70	2.3	67		\$ 399.00
EL48RD_____EG	Round Table	Fixed Height	4 Legs	48"dia.		30	70	2.6	79		\$ 409.00
EL48RD_____EC*	Round Table	Fixed Height for Caster	4 Legs	48"dia.		27**	70	2.6	83		\$ 409.00
EL48RD_____EA	Round Table	Adjustable Height	4 Legs	48"dia.		19-33	70	2.6	82		\$ 409.00



HALF MOON

MODEL	DESCRIPTION	LEG TYPE	LEG #	D"	W"	H"	F.C.	CUBE	WT.	UPS	2017 LIST
<b>Half Moon Models</b>											
ELHAMO_____EG	Half Moon Table	Fixed Height	4 Legs	36	72	30	70	3.0	94		\$ 469.00
ELHAMO_____EC*	Half Moon Table	Fixed Height for Caster	4 Legs	36	72	27**	70	3.0	98		\$ 469.00
ELHAMO_____EA	Half Moon Table	Adjustable Height	4 Legs	36	72	19-33	70	3.7	97		\$ 469.00



CLOVER

MODEL	DESCRIPTION	LEG TYPE	LEG #	D"	W"	H"	F.C.	CUBE	WT.	UPS	2017 LIST
<b>Clover Models</b>											
EL48CL_____EG	Clover Table	Fixed Height	4 Legs	48"dia.		30	70	2.6	74		\$ 449.00
EL48CL_____EC*	Clover Table	Fixed Height for Caster	4 Legs	48"dia.		27**	70	2.6	78		\$ 449.00
EL48CL_____EA	Clover Table	Adjustable Height	4 Legs	48"dia.		19-33	70	2.6	77		\$ 449.00

1 1/4" TOP

3/8" Bumper T-Mold EL

4mm T-Mold E8

Choose MODEL

Pick Laminate Color

Pick Edge Color

Pick Leg Color

Pick Leg Style

Fixed-height with Glide (EG) leg set is standard. See page 135 to order optional leg sets.

**New for 2017 add colored casters**  
See page 135 to order.

**ELEMENTAL LAMINATE TOP COLOR CHOICE** TOPS AVAILABLE IN 1 1/4" ONLY.

- Asian Night **ANG**
- Pewter Mesh **PEW**
- High Rise **HRE**
- Palisades Oak **PSO**
- Mission Maple **MIM**
- Wild Cherry **CHE**
- Grey Nebula **GNB**
- Boardwalk Oak **BWK**
- Classic Linen **CLN**
- Buka Bark **BBK**
- Flax Linen **FLL**
- New Age Oak **NEW**
- Fusion Maple **MAP**

**ELEMENTAL EDGE COLOR CHOICE**

- Apple **A**
- Burgundy **D**
- Charcoal **R**
- Forest Green **F**
- Mocha **T**
- Persian Blue **J**
- Red **L**
- Black **B**
- Cerulean **S**
- Chocolate **Q**
- Fuchsia **G**
- Navy **I**
- Platinum **P**
- Yellow **N**
- Blueberry **C**
- Champagne **O**
- Clementine **E**
- Mint **H**
- Orange **U**
- Purple **K**

**ELEMENTAL LEG COLOR CHOICE**

- Platinum **PLT**
- Charcoal **CGR**
- Orange **ORG**
- Apple **APL**
- Cerulean **CER**

View all finish options on page 274.

# Customize your Elemental™ part number.

Here's our simple system for ordering Elemental tables exactly the way you want them.

1. Decide what features and options you want.
2. Find them in the columns below.
3. Write them down in sequence.

Or just pick a pre-configured model and all you have to do is specify your color choice.

1 2 3 4 5 6 7 8 9 10 11 12 13 14 15

Pick Colors Leg Color Leg Type

Remember! Casters sold separately due to color choices.

**1 2**

**Type**  
1-1/4" Tops  
EL = Elemental Table 3/8" bumper  
E8 = Elemental Table 4mm t-mold

**Elemental Tables Top and Edge**

**1 1/4" Tops**

3/8" Bumper T-Mold

4mm T-Mold

**3 4 5 6**

**Desk Top Size**  
**New Elemental Shapes**  
SPRK = Sprocket\*\*  
5548 = 5-Star 48"dia. (K-5)\*  
5560 = 5-Star 60"dia.\*  
6560 = 6-Star 67"dia.\*\*  
ENTR = Engage Trap  
MOON = Moon  
YNYG = Yin-Yang  
48ES = 48 Square  
42ES = 42 Square  
36ER = 3060 Rectangle  
37ER = 3072 Rectangle  
25ER = 2454 Rectangle  
24ER = 2448 Rectangle

**Classic Shapes**  
2436 = 24x36 Rectangle  
2448 = 24x48 Rectangle  
2460 = 24x60 Rectangle  
2472 = 24x72 Rectangle  
3048 = 30x48 Rectangle  
3060 = 30x60 Rectangle  
3072 = 30x72 Rectangle  
3636 = 36x36 Square  
4242 = 42x42 Square  
4848 = 48x48 Square  
60TR = 30x60 Trapezoid

42RD = 42 Round  
48RD = 48 Round  
4872 = 48x72 Kidney  
HAMO = 36x72 Half Moon  
48CL = 48" Clover

\* 5-legs  
\*\* 6-legs

4, 5 and 6 leg tables, order casters to match leg number.

**7 8 9**

**Laminate Color**  
See Laminate Color Chart  
Choose 3 Letters

**10**

**Edge Color**  
See Edge Color Chart  
Choose 1 Letter

**11 12 13**

**Leg Color**  
PLT = Platinum  
CGR = Charcoal  
CER = Cerulean  
ORG = Orange  
APL = Apple  
Choose 3 Letters

**14 15**

**Leg Type**  
EG = Fixed Height Leg with Glide (30"h with top)\*  
EC = Fixed Height Leg for Caster (30"h with 3" Caster and top) \*\*  
EA = Adjustable Height Leg (19"-33" with glides (14" throw))

\*"Wheelbarrow" with fixed height legsets only.  
\*\*Casters sold separately due to color choices.  
See opposite page for details. Add caster price to purchase.

**ELEMENTAL LAMINATE TOP COLOR CHOICE** TOPS AVAILABLE IN 1 1/4" ONLY.

Asian Night ANG, Pewter Mesh PEW, High Rise HRE, Palisades Oak PSO, Mission Maple MIM, Wild Cherry CHE, Grey Nebula GNB, Boardwalk Oak BWK, Classic Linen CLN, Buka Bark BBK, Flax Linen FLL, New Age Oak NEW, Fusion Maple MAP

**ELEMENTAL EDGE COLOR CHOICE**

Apple A, Burgundy D, Charcoal R, Forest Green F, Mocha T, Persian Blue J, Red L, Black B, Cerulean S, Chocolate Q, Fuchsia G, Navy I, Platinum P, Yellow N, Blueberry C, Champagne O, Clementine E, Mint H, Orange U, Purple K

**ELEMENTAL LEG COLOR CHOICE** Platinum PLT, Charcoal CGR, Orange ORG, Apple APL, Cerulean CER

View all finish options on page 274.



## Elemental™ Leg Options

Elemental Tables have three leg choices; Fixed-height with Glide (EG), Fixed-Height for caster (EC), or Adjustable-Height leg (EA). Adjustable-Height Leg (EA) adjusts from 19 to 33". Wheelbarrow tables with EG and EC legsets only. Each style leg is available in 5 contemporary colors.

Legs come in Platinum (PLT), Charcoal (CGR), Orange (ORG), Cerulean (CER) and Apple (APL) and are 2" in diameter.

## Elemental™ Caster Options

Specify with Fixed-height leg for caster (EC) or Adjustable-height leg (EA). Adjustable Height Leg (EA) adjusts from 21.5" to 35.5", with casters.



## Elemental 3" Colored Casters

Add easy mobility to Elemental Tables with EC or EA legs. Casters available in 6 colors: Black, Platinum, Charcoal, Orange, Cerulean or Apple.

MODEL	DESCRIPTION	CASTER QTY	D"	F.C.	CUBE	WT.	UPS	2017 LIST
<b>4 Quantity Caster Packs for use on 4-leg Tables.</b>								
17576	3" Black Elemental Caster	4 Locking	3	70	0.1	5	*	\$ 76.00
17577 PLT	3" Platinum Elemental Caster	4 Locking	3	70	0.1	5	*	\$ 96.00
17577 CGR	3" Charcoal Elemental Caster	4 Locking	3	70	0.1	5	*	\$ 96.00
17577 ORG	3" Orange Elemental Caster	4 Locking	3	70	0.1	5	*	\$ 96.00
17577 CER	3" Cerulean Elemental Caster	4 Locking	3	70	0.1	5	*	\$ 96.00
17577 APL	3" Apple Elemental Caster	4 Locking	3	70	0.1	5	*	\$ 96.00
<b>5 Quantity Caster Packs for use on 5-Star Tables</b>								
17578 BLA	3" Black Elemental Caster	5 Locking	3	70	0.1	6.25	*	\$ 95.00
17578 PLT	3" Platinum Elemental Caster	5 Locking	3	70	0.1	6.25	*	\$ 120.00
17578 CGR	3" Charcoal Elemental Caster	5 Locking	3	70	0.1	6.25	*	\$ 120.00
17578 ORG	3" Orange Elemental Caster	5 Locking	3	70	0.1	6.25	*	\$ 120.00
17578 CER	3" Cerulean Elemental Caster	5 Locking	3	70	0.1	6.25	*	\$ 120.00
17578 APL	3" Apple Elemental Caster	5 Locking	3	70	0.1	6.25	*	\$ 120.00
<b>6 Quantity Caster Packs for use on 6-Star and Sprocket Tables.</b>								
17599 BLA	3" Black Elemental Caster	6 Locking	3	70	0.1	7.50	*	\$ 114.00
17599 PLT	3" Platinum Elemental Caster	6 Locking	3	70	0.1	7.50	*	\$ 144.00
17599 CGR	3" Charcoal Elemental Caster	6 Locking	3	70	0.1	7.50	*	\$ 144.00
17599 ORG	3" Orange Elemental Caster	6 Locking	3	70	0.1	7.50	*	\$ 144.00
17599 CER	3" Cerulean Elemental Caster	6 Locking	3	70	0.1	7.50	*	\$ 144.00
17599 APL	3" Apple Elemental Caster	6 Locking	3	70	0.1	7.50	*	\$ 144.00

\*\*Casters sold separately due to color choices. when purchasing legs with casters, casters must be specified as additional line item.



Simple in form, these desks keep the focus on what matters most.

SILHOUETTE



Silhouette Desk



Two-Student Silhouette



Sequence Desk



Curve Desk

## The standard desk that sets a new standard.

### Stable.

The Silhouette desk is a contemporary, economic solution for all classrooms. Its durable cantilevered design, adjustable legs and optional storage accessories make it a timeless favorite. Single and two-student options are available.

### Strong.

It provides a notably strong surface that can withstand heavy loads and daily wear. A practical backpack peg is standard. Optional accessories include steel book box, wire book basket and Cascade™ Storage tote trays.

### Stunning.

Sometimes, elegant simplicity is all you need in a student desk. That's where Silhouette shines.









### Silhouette Desk

The Silhouette Desk is a contemporary desk that combines elegant design, durability and functionality. It's stable and strong, and its leg design allows easy ingress and egress. A backpack peg is standard. Choose from three Bookbox options.

- Choose from three durable desktops, 1 1/4" thick or 3/4" thick with high-pressure laminate surface, or hard plastic.
- Cantilevered design allows easy ingress and egress.
- Adjustable leg height from 19"-31" in 1" increments. Only two (not four) legs to adjust.
- Choose from several edge band treatments.
- Rugged powder coat surface on legs resists wear.
- Lockable endcap/glide combination that resists tampering.
- Choose from fixed-height or adjustable frame.



**Model (2) 01650 and (1) 01661**  
Shown in New Age Oak top with Navy edge and Platinum frame with Optional 17576 3" Casters. Also, Flavors Mobile Chairs in Charcoal.

**Make them mobile.**  
Order Model 17576  
\$ 76.00 List

**HARD PLASTIC DESK TOP COLOR CHOICE**

- CHERRY
- MAPLE
- GREY

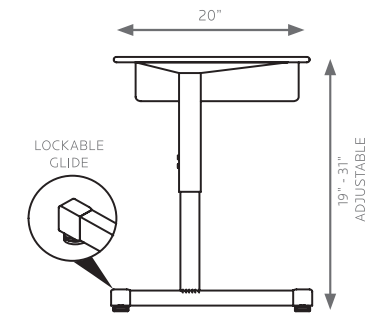
*Hard plastic is not available through the Quick Ship program.*



A practical backpack peg is standard.  
**Model 01661.** Shown in Asian Night top with Fuchsia edge and Platinum frame.

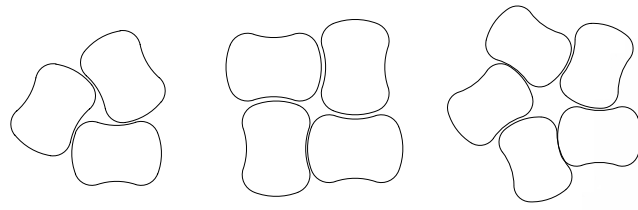


**Model 01650.** Shown in non-standard Blond Echo top with Platinum edge and Platinum frame. Optional SW tote tray, Model 30925 and optional 18" Flavors® Stack Chair, Model 11849.



MODEL	DESCRIPTION	D"	W"	H"	F.C.	CUBE	WT.	UPS	2017 LIST
01600	Silhouette Desk Single-Student	18	24	19-31	70	1.2	36	*	\$ 169.00
01602	Silhouette Desk Single-Student, Fixed-Height, w/glides	18	24	29.5	70	1.2	36	*	\$ 169.00
01603	Silhouette Desk Single-Student, Fixed-Height, w/casters	18	24	29.5	70	1.2	36	*	\$ 245.00
01650	Silhouette Desk Single-Student	20	27	19-31	70	1.3	40	*	\$ 179.00
01649	Silhouette Desk Single-Student, Fixed-Height, w/glides	20	27	29.5	70	1.3	40	*	\$ 179.00
01648	Silhouette Desk Single-Student, Fixed-Height, w/casters	20	27	29.5	70	1.3	40	*	\$ 255.00
<b>Two Student Desks</b>									
01660	Silhouette Desk Two-Student (Available in 1 1/4" top only)	20	48	19-31	70	1.3	75	*	\$ 249.00
01662	Silhouette Desk Two-Student, Fixed-Height, w/glides	20	48	29.5	70	1.3	75	*	\$ 249.00
01664	Silhouette Desk Two-Student, Fixed-Height, w/casters	20	48	29.5	70	1.3	75	*	\$ 325.00
01661	Silhouette Desk Two-Student (Available in 1 1/4" top only)	20	54	19-31	70	1.4	79	*	\$ 269.00
01663	Silhouette Desk Two-Student, Fixed-Height, w/glides	20	54	29.5	70	1.4	79	*	\$ 269.00
01665	Silhouette Desk Two-Student, Fixed-Height, w/casters	20	54	29.5	70	1.4	79	*	\$ 345.00
<b>Hard Plastic Top Option (18x24, 20x27 Single-Student Silhouette Only)</b>									
01601	Silhouette Desk Hard Plastic Top	18	24	19-31	70	1.3	36	*	\$ 197.00
01604	Silhouette Desk Hard Plastic Top, Fixed-Height, w/glides	18	24	29.5	70	1.3	36	*	\$ 197.00
01605	Silhouette Desk Hard Plastic Top, Fixed-Height, w/casters	18	24	29.5	70	1.3	36	*	\$ 273.00
01651	Silhouette Desk Hard Plastic Top	20	27	19-31	70	1.3	40	*	\$ 207.00
01647	Silhouette Desk Hard Plastic Top, Fixed-Height, w/glides	20	27	29.5	70	1.3	40	*	\$ 207.00
01646	Silhouette Desk Hard Plastic Top, Fixed-Height, w/casters	20	27	29.5	70	1.3	40	*	\$ 283.00

**NEW** FOR 2017

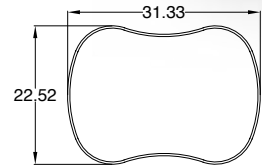


**Model 01659.** Shown with fixed-height caster leg.

**Silhouette Sequence™ Desk**

The Silhouette Sequence Desk is a contemporary desk for collaborative classrooms, combining elegant design, durability and functionality. It's stable and strong, and its leg design allows easy ingress and egress. A backpack peg is standard. Choose from three Bookbox options.

**Make them mobile.**  
Order Model 17576  
\$ 76.00 List



Silhouette Sequence desk's unique shape adapts to both traditional and collaborative environments.

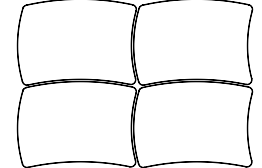
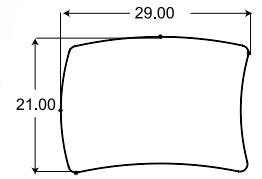
MODEL	DESCRIPTION	D"	W"	H"	F.C.	CUBE	WT.	UPS	2017 LIST
01655	Silhouette Sequence Desk, Single-Student	23	31	19-31	70	1.2	36	*	\$ 225.00
01658	Silhouette Sequence Desk, Single-Student, Fixed-Height, w/glides	23	31	29.5	70	1.2	36	*	\$ 225.00
01659	Silhouette Sequence Desk, Single-Student, Fixed-Height, w/casters	23	31	29.5	70	1.2	36	*	\$ 301.00



**Model 01654.** Shown in New Age Oak top with Cerulean edge and Platinum fixed-height frame.

**Silhouette Curve Desk**

The Silhouette Curve Desk is a contemporary desk for transitional classrooms, combining elegant design, durability and functionality. It's stable and strong, and its leg design allows easy ingress and egress. A backpack peg is standard. Choose from three Bookbox options.



MODEL	DESCRIPTION	D"	W"	H"	F.C.	CUBE	WT.	UPS	2017 LIST
01653	Silhouette Curve Desk, Single-Student	21	29	19-31	70	1.2	36	*	\$ 225.00
01654	Silhouette Curve Desk, Single-Student, Fixed-Height, w/glides	21	29	29.5	70	1.2	36	*	\$ 225.00
01657	Silhouette Curve Desk, Single-Student, Fixed-Height, w/casters	21	29	29.5	70	1.2	36	*	\$ 301.00

**Silhouette Accessories**



**Steel Bookbox**  
Durable Steel Bookbox in rugged Black or Platinum powder coat finish.



**Wire Book Basket**  
Wire Book Basket in rugged Black powder coat finish.



**Extra Wide Tote Tray**  
Translucent EW tote tray interfaces with Cascade™ Storage Units that hold EW Trays.



**Technology Basket**  
Wire basket for small electronics or books.



**Standard Width Tote Tray**  
Translucent SW tote tray interfaces with Cascade™ Storage Units that hold SW Trays.

MODEL	DESCRIPTION	D"	W"	H"	F.C.	CUBE	WT.	UPS	2017 LIST
<b>Silhouette Desk Accessories</b>									
17190	Steel Bookbox – for 18 x 24 & 20 x 27 desk	15	20	4	70	3.0	8	*	\$ 61.00
17200	Wire Book Basket	15	18	3.5	70	3.0	5	*	\$ 51.00
30925	SW (Standard Width) Tote Tray w/housing	16.8	13.5	3	70	1.13	8	*	\$ 93.00
30926	EW (Extra Wide) Tote Tray w/housing	16.8	19.6	3	70	1.13	10	*	\$ 103.00
17576	3" Dual-Wheel Caster, Set of 4, 4 locking				70	0.1	5	*	\$ 76.00
17018	Technology Basket	13	10	2	70	3.0	1	*	\$ 59.00



**Model 01600C.** Shown in non-standard Grey Mesh top with Apple edge and Platinum frame. Shown with optional EW tote tray, Model 30926. Shown with optional 18" Plato Stack Chair, Model 00950.



**Model 01650.** Shown in Fusion Maple top with Mint Bumper T-Mold and Platinum frame. Shown with optional Steel Bookbox, Model 17190. Shown with optional 19" Intuit Chair, Model 00560.

**Silhouette Desks Have Top and Edge Choices**

- 1 1/4" Tops**
  - CHOICE 1** - 1 1/4" top with Bumper T-Mold no letter to follow Model No.
  - CHOICE 2** - 1 1/4" top with 4mm T-Mold to follow Model No.
- 3/4" Tops**
  - CHOICE 3** - 3/4" top with 4mm T-Mold to follow Model No.
  - CHOICE 4** - 3/4" top with Bullet T-Mold to follow Model No.



**Model 01661.** Shown in Wild Cherry top with Black Bumper T-Mold and Black frame. Shown with 2 optional Steel Bookboxes, Model 17190.

\*Two-Student desks use 1 1/4" tops.

**SILHOUETTE DESK LAMINATE COLOR CHOICE**

- Asian Night, Boardwalk Oak, Classic Linen, Buka Bark, Flax Linen, New Age Oak, Fusion Maple
- Pewter Mesh, High Rise, Palisades Oak, Mission Maple, Wild Cherry, Grey Nebula

**LEG COLOR CHOICE**

- Black, Platinum

**SILHOUETTE DESK EDGE COLOR CHOICE**

- Apple, Burgundy, Charcoal, Forest Green, Mocha, Persian Blue, Red
- Black, Cerulean, Chocolate, Fuchsia, Navy, Platinum, Yellow
- Blueberry, Champagne, Clementine, Mint, Orange, Purple

View all finish options on page 274.



The do-more desk that fits with every student experience.

FLEXLINE



Arc Desk



Single-Student Desk



Two-Student Desk



Technology Desk

## Setting the standard for collaborative learning desks with unbeatable flexibility and ergonomics.

### Designed for active classrooms.

- Cantilever leg sets allow the student to stand or sit easily without knocking knees.
- Easy ingress and egress speeds up transitions in an active classroom.



### Designed for active use.

- The T-Mold edge band, used on Flex Desks and Tables, is stapled every six inches to provide superior fastening power.
- The work surfaces are high-pressure laminate that stand up to heavy use.

### Dependability.

- Lifetime warranty on the frame and legs, 12-year warranty on table and desktops.



### Models for collaborative learning or traditional classrooms.

- Arc™ Desks can be reconfigured in all the arrangements needed in a collaborative learning classroom.
- Flexline Desks, available in one- and two-student models offer excellent performance in traditional classrooms.
- Arc and Flexline Desks have a built-in backpack peg to keep classrooms tidy.

### Healthy construction.

- UL Greenguard Gold Certified.





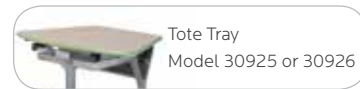



**Arc-8 Flex Desk, Model 01351**  
Shown in Flax Linen top with Cerulean edge and Platinum frame. Shown with optional SW Tote Tray, Model 30925 and Plato Mobile Stack Chair, Model 00953.

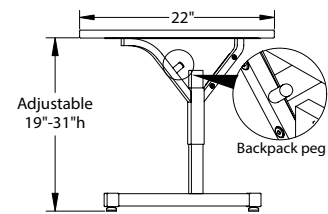
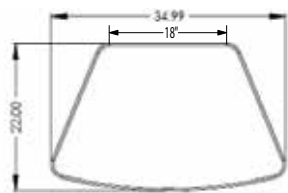
### Arc-8 Flex Desk

Chosen for collaborative learning classrooms, the stable Arc-8 Desk offers ample workspace and exceptional ingress and egress to the student—crucial in an active classroom. This design saves time whenever she/he stands up or sits down. Choose from 13 standard laminate colors, 20 standard edge colors and Black or Platinum frame colors.

- “Y” Leg shape allows easy ingress and egress for students.
- Desk height adjusts from 19"-31" in 1" increments. Only two legs to adjust.
- Durable desktop available in 1 1/4" or 3/4" thickness, all with a high-pressure laminate surface.
- Edge moldings resist wear, choices available (see chart).
- Rugged powder coat surface on legs resists wear.



MODEL	DESCRIPTION		D"	W"	H"	F.C.	CUBE	WT.	UPS	2017 LIST
01351	Arc-8 Flex Desk	Single-Student	22	35	19-31	70	4.0	45	*	\$ 256.00
<b>Optional Accessories</b>										
17576	3" Dual-Wheel Caster Pack	Set of 4, 4 Locking	4	4	3	70	0.5	5	*	\$ 76.00
30925	SW (Standard Width) Tote Tray	w/housing	16.8	13.5	3	70	1.13	10	*	\$ 93.00
30926	EW (Extra Wide) Tote Tray	w/housing	16.8	19.6	3	70	1.13	8	*	\$ 103.00
17016	Steel Bookbox for Arc Desk		15	21	3.5	70	3.0	6	*	\$ 65.00
17018	Technology Basket		13	10	2	70	3.0	1	*	\$ 59.00



Patented backpack peg keeps student items organized, can be positioned inside or outside of either leg.

**ARC DESK LAMINATE COLOR CHOICE**

- Asian Night
- Pewter Mesh
- High Rise
- Palisades Oak
- Mission Maple
- Wild Cherry
- Grey Nebula
- Boardwalk Oak
- Classic Linen
- Buka Bark
- Flax Linen
- New Age Oak
- Fusion Maple

**LEG COLOR CHOICE**

- Black
- Platinum

**ARC DESK EDGE COLOR CHOICE**


- Apple
- Burgundy
- Charcoal
- Forest Green
- Mocha
- Persian Blue
- Red
- Black
- Cerulean
- Chocolate
- Fuchsia
- Navy
- Platinum
- Yellow
- Blueberry
- Champagne
- Clementine
- Mint
- Orange
- Purple

View all finish options on page 274.



The many faces of classroom collaboration.





### Steel Bookbox

Model 17190. Durable Steel Bookbox in rugged Black or Platinum powder coat finish. See page 155.

### 20" deep Flex Desk, Model 01360

Shown in High Rise top with Apple edge and Platinum frame. Shown with optional Flavors Chair, Model 11849 and optional EW Tote Tray, Model 30926.



### Single-Student Flex Desk

It takes less flexing to get in and out of a spacious, stable Flex Student Desk. Its design moves the support away from the corners so the student has more knee room for easier ingress/egress, saving time whenever she/he stands up or sits down. Choose from 13 standard laminate colors, 20 standard edge colors and two frame colors.



Shown with optional casters, Model 17576 for wheelbarrow-style mobility.

- Patented backpack peg keeps student items organized. Can be positioned inside or outside of either leg. "Y" Leg shape allows easy ingress and egress for students.
- Adjustable desk height, from 19"-31" in 1" increments. Only two (not four) legs to adjust.
- Durable desktop available in 1 1/4" or 3/4" thickness, all with a high-pressure laminate surface.
- Edge moldings resist wear, choices available (see chart).
- Rugged powder coat surface on legs resists wear.
- Lockable endcap/glide combination that resists tampering.

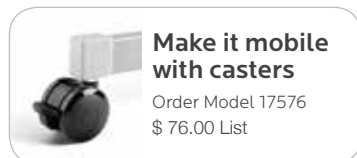
MODEL	DESCRIPTION		D"	W"	H"	F.C.	CUBE	WT.	UPS	2017 LIST
<b>20" Deep</b>										
01356	Flex Desk	Single-Student	20	32	19-31	70	3.2	47	*	\$ 251.00
01360	Flex Desk	Single-Student	20	27	19-31	70	2.6	41	*	\$ 231.00
01368	Flex Desk	Single-Student	20	36	19-31	70	3.6	50	*	\$ 267.00
<b>24" Deep</b>										
01370	Flex Desk	Single-Student	24	27	19-31	70	3.1	46	*	\$ 249.00
01371	Flex Desk	Single-Student	24	36	19-31	70	4.5	55	*	\$ 284.00
<b>Tie Plate</b>										
17220	Tie Plate for Flex Desk					70		2	*	\$ 23.00



Patented backpack peg keeps student items organized, can be positioned inside or outside of either leg.



The base's end caps lock in place with adjustable leveling glides.



### Make it mobile with casters

Order Model 17576 \$ 76.00 List



### Hard Plastic Top Single-Student Flex Desk

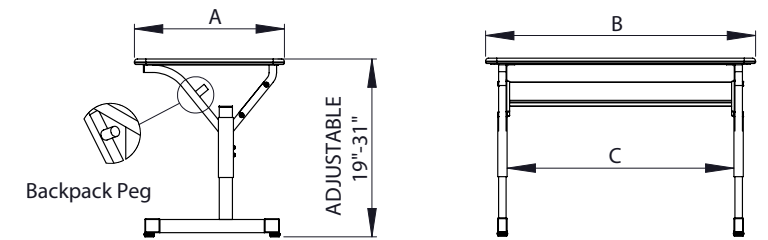
It takes less flexing to get in and out of a spacious, stable Flex Student Desk. Its design moves the support away from the corners so the student has more knee room for easier ingress/egress, saving time whenever she/he stands up or sits down. Choose from three hard plastic finishes/colors, and two frame colors. Hard plastic is not on our Quick Ship program.

Shown with optional Steel Bookbox, Model 17190 \$ 61.00

MODEL	DESCRIPTION		D"	W"	H"	F.C.	CUBE	WT.	UPS	2017 LIST
<b>20" Deep</b>										
01362	Flex Desk, Hard Plastic Top	Single-Student	20	27	19-31	70	2.6	41	*	\$ 259.00

### DIMENSION CHART

Model	A	B	C
01356	20"	32"	24.25"
01360	20"	27"	21.25"
01368	20"	36"	30.25"
01370	24"	27"	21.25"
01371	24"	36"	30.25"
01362	20"	27"	21.25"



### HARD PLASTIC DESK TOP COLOR CHOICE

- CHERRY
- MAPLE
- GREY

Hard plastic is not available through the Quick Ship program.

### FLEX DESK LAMINATE COLOR CHOICE

- Asian Night
- Pewter Mesh
- High Rise
- Palisades Oak
- Mission Maple
- Wild Cherry
- Grey Nebula
- Boardwalk Oak
- Classic Linen
- Buka Bark
- Flax Linen
- New Age Oak
- Fusion Maple

### LEG COLOR CHOICE

- Black
- Platinum

### FLEX DESK EDGE COLOR CHOICE

- Apple
- Burgundy
- Charcoal
- Forest Green
- Mocha
- Persian Blue
- Red
- Black
- Cerulean
- Chocolate
- Fuchsia
- Navy
- Platinum
- Yellow
- Blueberry
- Champagne
- Clementine
- Mint
- Orange
- Purple

### Flex Desks Have Top and Edge Choices

- 1 1/4" Tops**
- **CHOICE 1** - 1 1/4" top with Bumper T-Mold no letter to follow Model No.
- **CHOICE 2** - 1 1/4" top with 4mm T-Mold D to follow Model No.
- 3/4" Tops**
- **CHOICE 3** - 3/4" top with 4mm T-Mold C to follow Model No.
- **CHOICE 4** - 3/4" top with Bullet T-Mold V to follow Model No.

View all finish options on page 274.



Flex Desks offer great access for students and can be equipped with casters and Cascade™ totes. Shown with Flavors® seating.

**20" deep Flex Desk, Model 01361**  
Shown in non-standard Blond Echo top with Persian Blue edge and Platinum frame. Shown with optional Flavors Chairs, Model 11849 and optional EW tote tray, Model 30926.



**Two-Student Flex Desk**

It takes less flexing to get in and out of this spacious, stable two-student desk. Its design moves the support away from the corners so the students have more knee room for easier ingress/egress, saving time whenever they stand up or sit down. Choose from 13 standard laminate colors, 20 standard edge colors and two frame colors.



Shown with two optional Steel Bookboxes, Model 17190, see page 155.

MODEL	DESCRIPTION	D"	W"	H"	F.C.	CUBE	WT.	UPS	2017 LIST
<b>20" Deep</b>									
01354	Flex Desk Two-Student	20	48	19-31	70	4.1	61	*	\$ 301.00
01355	Flex Desk Two-Student	20	54	19-31	70	4.5	65		\$ 321.00
01361	Flex Desk Two-Student	20	60	19-31	70	5.5	73		\$ 333.00
01363	Flex Desk Two-Student	20	72	19-31	70	6.0	89		\$ 418.00
<b>24" Deep</b>									
01359	Flex Desk Two-Student	24	72	19-31	70	7.25	98		\$ 444.00
01380	Flex Desk Two-Student	24	54	19-31	70	5.9	72		\$ 333.00
01381	Flex Desk Two-Student	24	60	19-31	70	6.5	88		\$ 388.00
01382	Flex Desk Two-Student	24	48	19-31	70	4.9	67		\$ 318.00

**Flex Desks Have Top and Edge Choices**

**1 1/4" Tops**

**CHOICE 1** - 1 1/4" top with Bumper T-Mold no letter to follow Model No.

**CHOICE 2** - 1 1/4" top with 4mm T-Mold to follow Model No.

**3/4" Tops**

**CHOICE 3** - 3/4" top with 4mm T-Mold to follow Model No.

**CHOICE 4** - 3/4" top with Bullet T-Mold to follow Model No.

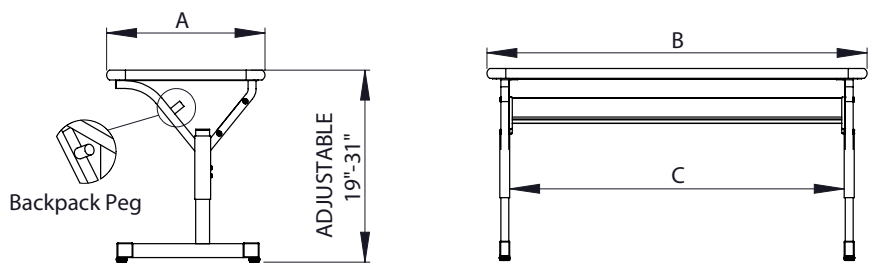
The base's end caps lock in place with adjustable leveling glides.

**Make it mobile with casters**  
Order Model 17576  
\$ 76.00 List

Patented backpack peg keeps student items organized, can be positioned inside or outside of either leg.

**DIMENSION CHART**

Model	A	B	C
01354	20"	48"	42.25"
01355	20"	54"	48.25"
01361	20"	60"	54.25"
01363	20"	72"	66.25"
01359	24"	72"	66.25"
01380	24"	54"	48.25"
01381	24"	60"	54.25"
01382	24"	48"	42.25"



**FLEX DESK LAMINATE COLOR CHOICE**

- Asian Night, Pewter Mesh, High Rise, Palisades Oak, Mission Maple, Wild Cherry, Grey Nebula
- Boardwalk Oak, Classic Linen, Buka Bark, Flax Linen, New Age Oak, Fusion Maple

**LEG COLOR CHOICE**

- Black, Platinum

**FLEX DESK EDGE COLOR CHOICE**

- Apple, Burgundy, Charcoal, Forest Green, Mocha, Persian Blue, Red
- Black, Cerulean, Chocolate, Fuchsia, Navy, Platinum, Yellow
- Blueberry, Champagne, Clementine, Mint, Orange, Purple

View all finish options on page 274.





**Model 01386.** Shown in Wild Cherry top with Black edge and Black frame. Shown with optional 3" casters, Model 17576. Shown with optional Flavors Adjustable Chairs.

### Flexline Technology Desk

Choose the Flexline Technology Desk for easy ingress/egress for students, a strong, stable work surface and for its ingenious Wire Manager that keeps cabling stowed neatly out of sight. Features two handy backpack pegs. Choose from 13 standard laminate colors, 20 standard edge colors and two frame colors.

- Durable desktop is 1 1/4" thick with a high-pressure laminate surface.
- Edge moldings resist wear, choose Bumper T-Mold (standard) or 4mm T-Mold.
- For maximum stability, a 14-gauge steel mounting plate is welded to a Y-Leg made of 16-gauge steel tubing.
- Our patented backpack peg is on both the right and left leg, allowing backpacks to be hung under or outside the desk.
- Legs adjust from 19" to 31" high in 1" increments.

MODEL	DESCRIPTION	D"	W"	H"	F.C.	CUBE	WT.	UPS	2017 LIST
<b>24" Deep Models</b>									
01373	Flexline Technology Desk w/Tilt Down Wire Manager	24	30	19-31	70	3.3	65	*	\$ 327.00
01374	Flexline Technology Desk w/Tilt Down Wire Manager	24	36	19-31	70	4.0	68	*	\$ 354.00
01376	Flexline Technology Desk w/Tilt Down Wire Manager	24	48	19-31	70	5.5	88	*	\$ 420.00
01377	Flexline Technology Desk w/Tilt Down Wire Manager	24	60	19-31	70	7.0	96		\$ 501.00
01378	Flexline Technology Desk w/Tilt Down Wire Manager	24	72	19-31	70	8.5	106		\$ 563.00
<b>30" Deep Models</b>									
01383	Flexline Technology Desk w/Tilt Down Wire Manager	30	36	19-31	70	4.5	76	*	\$ 395.00
01384	Flexline Technology Desk w/Tilt Down Wire Manager	30	48	19-31	70	6.0	98		\$ 473.00
01385	Flexline Technology Desk w/Tilt Down Wire Manager	30	30	19-31	70	4.2	70		\$ 362.00
01386	Flexline Technology Desk w/Tilt Down Wire Manager	30	60	19-31	70	7.5	106		\$ 553.00
01387	Flexline Technology Desk w/Tilt Down Wire Manager	30	72	19-31	70	9.0	120		\$ 626.00
17221	Tie Plate for Flexline Technology Desk				70		2	*	\$ 28.00



**Model 01383.** Shown in Grey Nebula top with Red edge and Platinum frame. Shown with optional CPU Holder, Model 17213.



**CPU Holder, Model 17213**  
Adjusts 8.5 - 11.6" wide and 16.75 - 21.25" high. Black steel. Locks. \$ 159.00.

**AddPower**  
SEE PAGE 272 FOR ORDER INFO



Model 17081



Model 17084




Model 17107

4-Plug Power Socket is durable and attaches securely to the work surface. Model 17107 with 15 ft. long cord.

MODEL	DESCRIPTION	D"	W"	H"	F.C.	CUBE	WT.	UPS	2017 LIST
17081	6 Outlet Electric Strip w/Surge, 4' Cord	3	3	12	70	0.1	4	*	\$ 65.00
17084	10 Outlet Electric Strip w/Surge, 15' Cord	3	8	12	70	0.1	5	*	\$ 152.00
17107	4 Plug Power Outlet w/15' cord	2.8	6.6	3.3	70		4		\$ 375.00

#### Caster Options

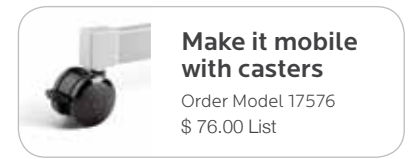
17576	3" Dual-Wheel Caster	Set of 4, 4 locking	3"dia.	3	70	0.1	5	*	\$ 76.00
17554	4" Dual-Wheel Caster Pack	Set of 4, 2 locking	4"dia.	4	70	0.2	5	*	\$ 107.00



All Flexline Technology Desks come standard with modesty panel and wire manager management.



Lockable end-cap/glide combination resists tampering.



**Make it mobile with casters**  
Order Model 17576 \$ 76.00 List

#### Flexline Technology Desks Have Top and Edge Choices

**1 1/4" Tops**

**CHOICE 1** - 3/8" Bumper T-Mold top with 1 1/4" top with Bumper T-Mold no letter to follow Model No.

**CHOICE 2** - 4mm T-Mold top with 1 1/4" top with 4mm T-Mold to follow Model No.

#### FLEXLINE TECHNOLOGY DESK LAMINATE COLOR CHOICE

Asian Night, Pewter Mesh, High Rise, Palisades Oak, Mission Maple, Wild Cherry, Grey Nebula, Boardwalk Oak, Classic Linen, Buka Bark, Flax Linen, New Age Oak, Fusion Maple

#### LEG COLOR CHOICE

Black, Platinum

#### FLEXLINE TECHNOLOGY DESK EDGE COLOR CHOICE

Apple, Burgundy, Charcoal, Forest Green, Mocha, Persian Blue, Red, Black, Cerulean, Chocolate, Fuchsia, Navy, Platinum, Yellow, Blueberry, Champagne, Clementine, Mint, Orange, Purple

View all finish options on page 274.



Flex Desks with optional Intuit™ Chairs in Black.

### Fully Integrated System.

EW Totes containing project packets or individual student work fit both the Cascade Storage unit and underneath select Smith System desks. They can be moved between the two places easily.



Flexline Desks accommodate either SW or EW tote trays.

### Accessories for Single- and Two-Student Flex Desk



#### Desk Fence

Create carrel-like applications for peer work or individual study in libraries or labs with our Desk Fence. It filters light and defines workstations, yet keeps the area open and visible. Combine Desk Fences with an I~O™ Post to create powered workstations. Screw or clamp down onto most tops. Choose from black or platinum. Pole is Platinum.

MODEL	DESCRIPTION	D"	W"	H"	F.C.	CUBE	WT.	UPS	2017 LIST
DF24	24"w Desk Fence	2	24	14	70	0.75	4	*	\$ 159.00
DF30	30"w Desk Fence	2	30	14	70	1.0	6	*	\$ 171.00
DF36	36"w Desk Fence	2	36	14	70	1.25	8	*	\$ 183.00
DF48	48"w Desk Fence	2	48	14	70	1.5	10		\$ 207.00
DF60	60"w Desk Fence	2	60	14	70	2.0	12		\$ 231.00



#### Steel Bookbox

Durable Steel Bookbox in rugged Black or Platinum powder coat finish.



#### Wire Book Basket

Wire Book Basket in rugged Black powder coat finish.



#### Technology Basket

Wire basket for small electronics or books.

MODEL	DESCRIPTION	D"	W"	H"	F.C.	CUBE	WT.	UPS	2017 LIST
17190	Steel Bookbox	15	20	4	70	3.0	8	*	\$ 61.00
17200	Wire Book Basket	15	18	3.5	70	3.0	5	*	\$ 51.00
17018	Technology basket	13	10	2	70	3.0	1	*	\$ 59.00

### Tote Trays

Translucent EW Tote Tray interfaces with Cascade™ Storage Units that hold EW Trays. For 20 x 27 desk and larger sizes.



#### CASCADE TOTE COMPATIBILITY

DESKS	SW	EW
Silhouette	✓	✓
Flex Student	✓	✓
Flex Two-Student	✓	✓
Arc	✓	✓

MODEL	DESCRIPTION	D"	W"	H"	F.C.	CUBE	WT.	UPS	2017 LIST
30925	SW (Standard Width) Tote Tray w/housing	16.8	13.5	3	70	1.13	10	*	\$ 93.00
30926	EW (Extra Wide) Tote Tray w/housing	16.8	19.6	3	70	1.13	10	*	\$ 103.00



#### I~O™ Post

Distribute power and connectivity throughout large areas to computer users with the I~O Post. Network/phone ready, it has eight knockouts that allow the school to create a connection with one cable to the source. It also has eight grounded plugs to provide power. Available in Platinum powder coat, the I~O Post also has room to house a Wi-Fi repeater.

MODEL	DESCRIPTION	D"	W"	H"	F.C.	CUBE	WT.	UPS	2017 LIST
17090	I~O Post	19	19	44.7	70	10.0	45		\$ 1,645.00
17091	I~O Post Hard Wire	19	19	44.7	70	10.0	45		\$ 1,865.00
Optional Accessory									
17589	I~O Post Caster Pack	2 Locking, 2 Non-locking							\$ 50.00



#### Casters

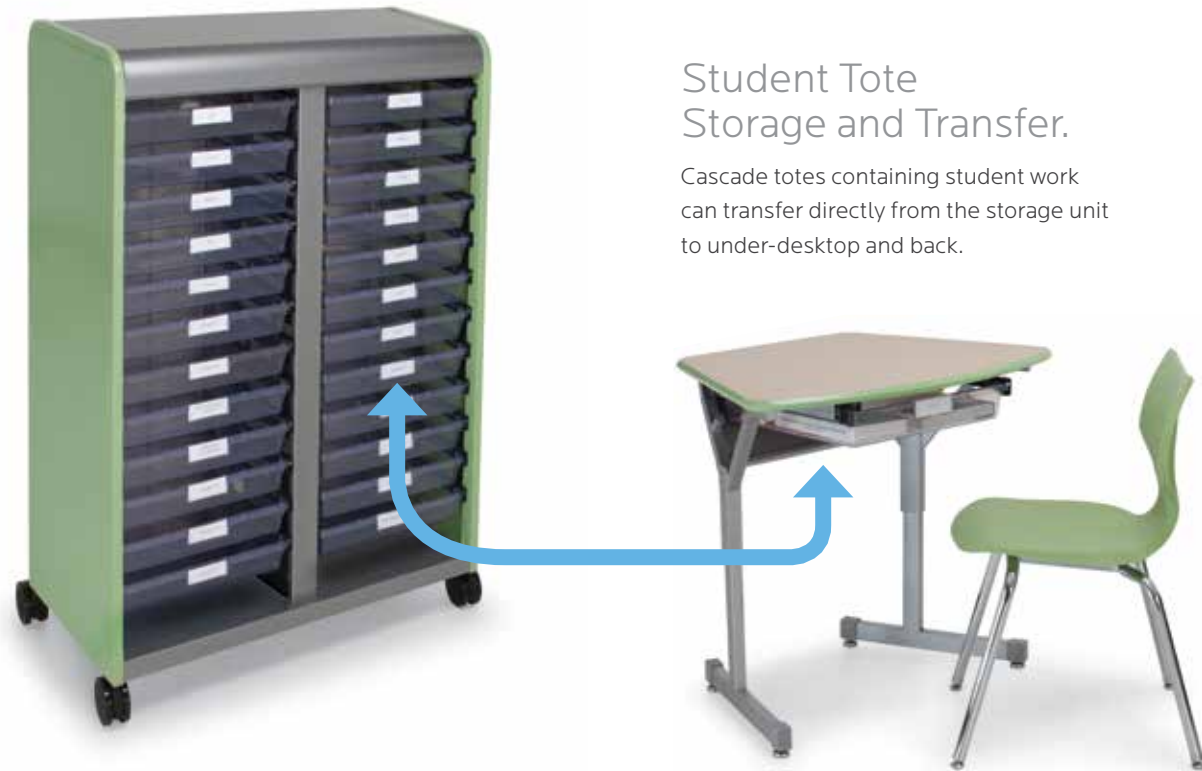
Smooth dual-wheel casters roll easily, providing excellent mobility for desks. 4-Locking wheels.

MODEL	DESCRIPTION	D"	W"	H"	F.C.	CUBE	WT.	UPS	2017 LIST
17576	3" Dual-Wheel Caster Set of 4, 4 locking				70	0.1	5	*	\$ 76.00



### Flexline Desks Optimize the Utility of Cascade™ Storage.

Flexline Desks help you make the most of the versatile Cascade system of organizing, storing and distributing learning materials. Both Flexline and Arc™ desks can accommodate totes held in Cascade Storage units, providing easy, seamless transfer of learning materials between desk and cabinet.



#### Student Tote Storage and Transfer.

Cascade totes containing student work can transfer directly from the storage unit to under-desk-top and back.

**Arc Student Desk Model 01351V.**  
Shown with optional tote tray with Housing Model 30926.  
See page 155.

#### CASCADE TOTE COMPATIBILITY

DESKS	SW	EW
Silhouette	✓	✓
Flex Student	✓	✓
Flex Two-Student	✓	✓
Arc	✓	✓



Watch the Cascade Storage Video:  
[SMITHSYSTEM.COM/CASCADE-STORAGE](http://SMITHSYSTEM.COM/CASCADE-STORAGE)

### The Cascade Storage System

**NEW** COLOR! ORANGE

Tailored to every schoolroom and curriculum.

- Nine sizes
- Casters or glides
- Optional doors
- Totes, shelves or cubbies
- 19 powder coat and 20 edge molding colors

#### Cascade Cases

Equip your Cascade Case with tote trays to hold a wide variety of learning materials. Add utility with an optional riser shelf and lectern.



Mini-Case



Mid-Case



Mega-Case



#### Cascade Cabinets

Available with shelves, it holds a wide variety of learning materials. Optional riser shelf and lectern make this perfect for presentations.



Mini-Cabinet



Mid-Cabinet



Mega-Cabinet



#### Cascade Towers

Available with tote trays, it holds a wide variety of learning materials. Provides maximum capacity and can be configured many ways.



Mini-Tower



Mid-Tower



Mega-Tower



View all Cascade Storage System products on page 224-251.

Maximum strength and stability for a wide variety of applications.

PLANNER



Huddle™ Desk



Student Desk



Activity Table



Science Table



Lab Station



Drafting Table

### Stable foundation.

What sets Planner desks and tables apart is their rock-solid bases.

- Steel legs, one at each corner, welded to two steel cross members at each corner.
- Heavy gauge steel modesty panel bolted to each leg across the front.

### Unbeatable construction.

- T-Mold edge bands on Planner desks and tables are stapled every six inches to provide superior fastening power.
- The work surfaces are high-pressure laminate that stand up to heavy use.

### For collaborative learning or traditional classrooms.

- Huddle desks provide tremendous durability in collaborative learning classrooms.
- Planner student desks offer the same strengths in traditional classrooms.

### Healthy construction.

- UL Greenguard Gold certified.



### Offering flexibility, functionality and mobility.

- Planner student desks are available in a variety of sizes including two- and three-student models.
- Huddle desks are available in three sizes.
- Built-in backpack pegs keep classrooms tidy.
- Steel Bookboxes and caster sets available.



### Planner activity tables' versatility is a strength.

- Work surfaces available in Trapezoid, Square, Round, Half-Moon and Contour shapes.
- Trespa™ TopLab™ Plus surfaces available for labs and art rooms.
- Modesty panels available.

### Dependability.

- Lifetime warranty on the frame and legs, 12-year warranty on table and desktops.







### Huddle™ Student Desk

This compact collaborative learning desk offers maximum strength and stability. Its size allows more students to fit in a classroom and its trapezoid desktop enables compact circles to be created for group work. Features handy backpack peg. Choose from 13 standard laminate colors, 20 standard edge band and two leg colors. See size choices, below.

- Patented backpack peg that keeps student items organized, can be positioned inside or outside of either leg.
- Adjustable desk height, from 22"-32" in 1" increments.
- Durable desktop available in 1 1/4" or 3/4" thickness, all with a high-pressure laminate surface.
- Steel front panel adds stability.
- "H" Frame construction adds strength.
- Rugged powder coat surface on legs resists wear.
- Leg sets don't shimmy or rock.

**Huddle-6 Student Desk, Model 01265**  
Shown with optional Steel Bookbox, Model 17015

MODEL	DESCRIPTION	D"	W"	H"	F.C.	CUBE	WT.	UPS	2017 LIST
01265	6' Huddle Desk, Circle, 6-Student	18	30	22-32	70	1.1	35	*	\$ 233.00
01266	7' Huddle Desk, Circle, 8-Student	18	30	22-32	70	1.1	36	*	\$ 237.00
01267	Huddle-8LS	24	30	22-32	70	1.4	42	*	\$ 251.00

Smith System recommends the Huddle-6 and Huddle-8 for grades K-5; Huddle-8LS for upper grades.

#### Huddle Bookbox

17015	Bookbox for Huddle-6 Desk #01265 - 6" w/back	15	21	3.5	70	0.5	6	*	\$ 65.00
17016	Bookbox for Huddle-8 Desk #01266 & 01267 - 10" w/back	15	21	3.5	70	0.5	6	*	\$ 65.00

Bookboxes available in Black and Platinum.

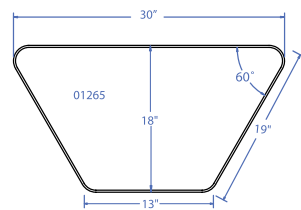
30925	SW (Standard Width) Tote Tray w/housing	16.8	13.5	3	70	1.13	8	*	\$ 93.00
-------	---	------	------	---	----	------	---	---	----------

Cascade SW tote works on Model 01267 only.

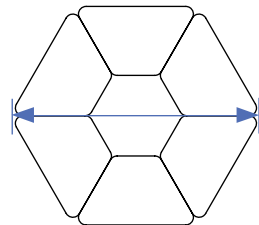


### Huddle-6™ STUDENT DESK

**Model 01265.** Shown in New Age Oak top with Purple edge and Platinum frame. Shown with optional Plato Stack Chairs, see page 32.



Huddle-6 (top down view)



Configuration of Huddle-6 Desks is 6 ft. in diameter.



### Huddle-8™ LS STUDENT DESK

**Model 01267.** Shown in non-standard Grey Mesh top with Forest Green edge and Platinum frame. Optional SW Cascade Tote Tray w/ housing, Model 30925.



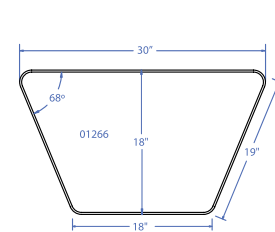
Side-by-Side



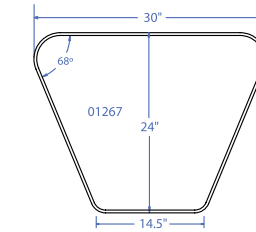
Half-Circle



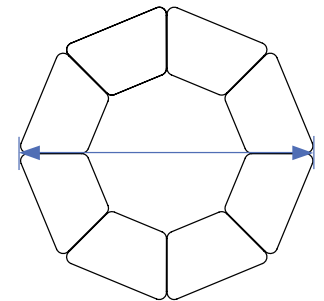
Full-Circle



Huddle-8 (top down view)



Huddle-8LS (top down view)



This configuration of Huddle-8 Desks is 7 ft. in diameter.

#### Planner Huddle Have Top and Edge Choices

**1 1/4" Tops**

**CHOICE 1** - 1 1/4" top with Bumper T-Mold no letter to follow Model No.

**CHOICE 2** - 1 1/4" top with 4mm T-Mold to follow Model No.

**3/4" Tops**

**CHOICE 3** - 3/4" top with 4mm T-Mold to follow Model No.

**CHOICE 4** - 3/4" top with Bullet T-Mold to follow Model No.

**Make it mobile with casters**

Order Model 17576  
\$ 76.00 List

#### PLANNER DESK LAMINATE COLOR CHOICE

- Asian Night
- Pewter Mesh
- High Rise
- Palisades Oak
- Mission Maple
- Wild Cherry
- Grey Nebula
- Boardwalk Oak
- Classic Linen
- Buka Bark
- Flax Linen
- New Age Oak
- Fusion Maple

#### LEG COLOR CHOICE

- Black
- Platinum

#### PLANNER DESK EDGE COLOR CHOICE

- Apple
- Burgundy
- Charcoal
- Forest Green
- Mocha
- Persian Blue
- Red
- Black
- Cerulean
- Chocolate
- Fuchsia
- Navy
- Platinum
- Yellow
- Blueberry
- Champagne
- Clementine
- Mint
- Orange
- Purple

View all finish options on page 274.



Patented backpack peg keeps student items organized, can be positioned inside or outside of either leg.



### Planner Single-Student Desk

This spacious desk offers maximum strength and stability and is best suited for traditional classrooms. Features handy backpack peg. Choose from 13 standard laminate colors, and 20 standard edge colors.

- Patented backpack peg that keeps student items organized can be positioned inside or outside of either leg.
- Adjustable desk height, from 22"-32" in 1" increments.
- Durable desktop available in 1 1/4" or 3/4" thickness, all with a high pressure laminate surface.
- Edge moldings resist wear, choices available (see chart).
- Steel front panel adds stability.
- Rugged powder coat surface on legs resists wear.

**Model 01272V.** Shown in non-standard Grey Mesh top with Persian Blue edge and Platinum frame. Shown with optional Plato Stack Chair, Model 00950.

MODEL	DESCRIPTION	D"	W"	H"	F.C.	CUBE	WT.	UPS	2017 LIST
<b>20" Deep Models</b>									
01272	Planner Student Desk Single-Student	20	27	22-32	70	1.0	36	*	\$ 226.00
01274	Planner Student Desk Single-Student	20	36	22-32	70	1.4	42	*	\$ 260.00
01279	Planner Student Desk Single-Student	20	32	22-32	70	1.8	40	*	\$ 242.00
<b>24" Deep Models</b>									
01285	Planner Student Desk Single-Student	24	27	22-32	70	1.3	42	*	\$ 252.00
01286	Planner Student Desk Single-Student	24	36	22-32	70	1.8	50	*	\$ 278.00



### Planner Single-Student Desk with Hard Plastic Top

This desk offers maximum strength and stability and is best suited for traditional classrooms. Its spacious, durable hard plastic work surface provides ample working room for projects of all kinds. Features handy backpack peg. Choose from three hard plastic finishes, and two leg colors. Hard Plastic is not available through the Quick Ship program.

Shown with optional Steel Bookbox, Model 17190 \$ 61.00

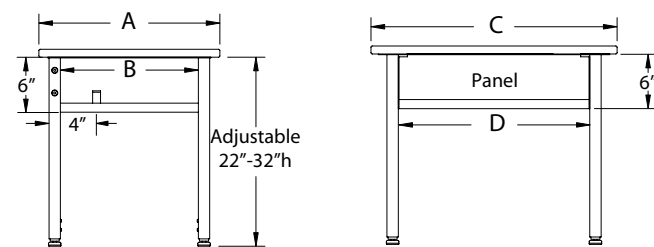
MODEL	DESCRIPTION	D"	W"	H"	F.C.	CUBE	WT.	UPS	2017 LIST
01273	Planner Student Desk Hard Plastic Top	20	27	22-32	70	1.0	36	*	\$ 253.00

#### HARD PLASTIC DESK TOP COLOR CHOICE

- CHERRY
- MAPLE
- GREY

Hard plastic is not available through the Quick Ship program.

Model	A	B	C	D
01272	20"	15.25"	27"	21"
01274	20"	15.25"	36"	30"
01279	20"	15.25"	32"	26"
01285	24"	19.25"	27"	21"
01286	24"	19.25"	36"	30"
01273	20"	15.25"	27"	21"



### Planner Two-Student Desk

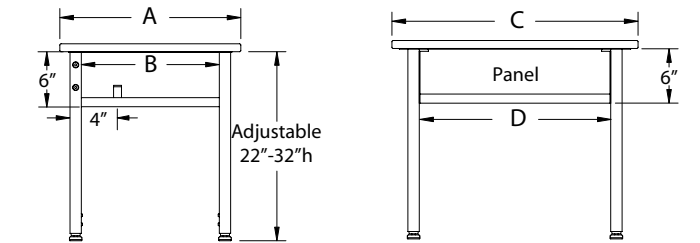
This desk offers maximum strength and stability while providing ample workspace for two students. Features handy backpack peg. Choose from 13 standard laminate colors, and 20 standard edge colors.

**Model 01290.** Shown in Grey Nebula top with Navy edge and Black frame. Shown with two optional Steel Bookboxes, Model 17190.

MODEL	DESCRIPTION	D"	W"	H"	F.C.	CUBE	WT.	UPS	2017 LIST
<b>20" Deep Models</b>									
01276	Planner Student Desk Two-Student	20	48	22-32	70	1.8	50	*	\$ 292.00
01278	Planner Student Desk Two-Student	20	54	22-32	70	2.0	54		\$ 307.00
01280	Planner Student Desk Two-Student	20	60	22-32	70	2.2	75		\$ 323.00
01284	Planner Student Desk Two-Student	20	72	22-32	70	2.5	89		\$ 362.00
<b>24" Deep Models</b>									
01287	Planner Student Desk Two-Student	24	48	22-32	70	2.2	61		\$ 312.00
01288	Planner Student Desk Two-Student	24	54	22-32	70	2.4	67		\$ 342.00
01289	Planner Student Desk Two-Student	24	60	22-32	70	2.7	84		\$ 383.00
01290	Planner Student Desk Two-Student	24	72	22-32	70	3.1	98		\$ 426.00

#### DIMENSION CHART

Model	A	B	C	D
01276	20"	15.25"	48"	42"
01278	20"	15.25"	54"	48"
01280	20"	15.25"	60"	54"
01284	20"	15.25"	72"	66"
01287	24"	19.25"	48"	42"
01288	24"	19.25"	54"	48"
01289	24"	19.25"	60"	54"
01290	24"	19.25"	72"	66"



#### Planner Desks Have Top and Edge Choices

- 1 1/4" Tops**
  - CHOICE 1** - 1 1/4" top with Bumper T-Mold no letter to follow Model No.
  - CHOICE 2** - 1 1/4" top with 4mm T-Mold **D** to follow Model No.
- 3/4" Tops**
  - CHOICE 3** - 3/4" top with 4mm T-Mold **C** to follow Model No.
  - CHOICE 4** - 3/4" top with Bullet T-Mold **V** to follow Model No.



Two-Student Planner Desk, Model 01289  
Shown in Flax Linen top with Black edge and Black frame.

#### PLANNER DESK LAMINATE COLOR CHOICE

- Asian Night
- Boardwalk Oak
- Pewter Mesh
- Classic Linen
- High Rise
- Buka Bark
- Palisades Oak
- Flax Linen
- Mission Maple
- New Age Oak
- Wild Cherry
- Fusion Maple
- Grey Nebula

#### LEG COLOR CHOICE

- Black
- Platinum

#### PLANNER DESK EDGE COLOR CHOICE

- Apple
- Black
- Blueberry
- Burgundy
- Cerulean
- Champagne
- Charcoal
- Chocolate
- Clementine
- Forest Green
- Fuchsia
- Mint
- Mocha
- Navy
- Orange
- Persian Blue
- Platinum
- Purple
- Red
- Yellow

View all finish options on page 274.





Planner Single-Student Desks with Intuit Stack Chairs in the classroom.



**20" deep Planner Three-Student Desk, Model 01295**  
Shown in Classic Linen top with Persian Blue edge and Platinum frame. Shown with optional Flavors Chairs in Persian Blue.

### Planner™ Three-Student Desk

This spacious desk offers maximum strength and stability for three students and is best suited for traditional classrooms. Features handy backpack pegs. Choose from 13 standard laminate colors and 20 standard edge colors.

- Patented backpack peg that keeps student items organized can be positioned inside or outside either leg.
- Adjustable desk height, from 22"-32" in 1" increments.
- Durable desktop available in 1-1/4" only, with high-pressure laminate surface.
- Edge moldings resist wear, choices available (see chart).
- Steel front panel adds stability.
- Rugged powder coat surface on legs resists wear.

MODEL	DESCRIPTION	D"	W"	H"	F.C.	CUBE	WT.	UPS	2017 LIST
<b>20" Deep Models</b>									
01295	Planner Student Desk Three-Student	20	84	22-32	70	2.9	86		\$ 417.00
<b>24" Deep Models</b>									
01296	Planner Student Desk Three-Student	24	84	22-32	70	2.9	98		\$ 482.00

#### Planner Three Student Desk has Top and Edge Choices

**1 1/4" Tops**

**CHOICE 1** - 1 1/4" top with Bumper T-Mold no letter to follow Model No.

**CHOICE 2** - 1 1/4" top with 4mm T-Mold to follow Model No.

**Make it mobile with casters**  
Order Model 17576  
\$ 76.00 List

**AddPower**  
SEE PAGE 272 FOR ORDER INFO

#### PLANNER DESK LAMINATE COLOR CHOICE

- Asian Night
- Boardwalk Oak
- Pewter Mesh
- Classic Linen
- High Rise
- Buka Bark
- Palisades Oak
- Flax Linen
- Mission Maple
- New Age Oak
- Wild Cherry
- Fusion Maple
- Grey Nebula

#### LEG COLOR CHOICE

- Black
- Platinum

#### PLANNER DESK EDGE COLOR CHOICE

- Apple
- Black
- Blueberry
- Burgundy
- Cerulean
- Champagne
- Charcoal
- Chocolate
- Clementine
- Forest Green
- Fuchsia
- Mint
- Mocha
- Navy
- Orange
- Persian Blue
- Platinum
- Purple
- Red
- Yellow

View all finish options on page 274.





### Cascade™ Storage

The 3" EW totes can be used under select desks; Silhouette, Planner, Flexline™ and Arc™.

**Planner Student Desk, Model 01272V**  
shown with optional Tote Tray with Housing  
Model 30926

#### CASCADE TOTE COMPATIBILITY

DESKS	SW	EW
Planner Student	✓	✓
Planner Two-Student	✓	✓
Planner Three-Student	✓	✓
Huddle - 8 LS	✓	✗
Huddle - 6	✗	✗
Huddle - 8	✗	✗



### Tote Trays

Translucent tote trays interface with Cascade™ Storage Units that hold totes.



- EW and SW totes work on 20 x 27 rectangles and larger.
- SW tote works with Huddle-8 LS Desk, Model 01267.

MODEL	DESCRIPTION	D"	W"	H"	F.C.	CUBE	WT.	UPS	2017 LIST
30926	EW (Extra Wide) Tote Tray w/housing	16.8	19.6	3	70	1.13	10	*	\$ 103.00
30925	SW (Standard Width) Tote Tray* w/housing	16.8	13.5	3	70	1.13	8	*	\$ 93.00

\*Use with 01267 Huddle Desk.



### Steel Bookbox

Durable Steel Bookbox in rugged Black or Platinum powder coat finish.



### Wire Book Basket

Wire Book Basket in rugged Black powder coat finish.



### Technology Basket

Wire basket for small electronics or books.

MODEL	DESCRIPTION	D"	W"	H"	F.C.	CUBE	WT.	UPS	2017 LIST
17190	Steel Bookbox	15	20	4	70	3.0	8	*	\$ 61.00
17200	Wire Book Basket	15	18	3.5	70	3.0	5	*	\$ 51.00
17018	Technology Basket	13	10	2	70	3.0	1	*	\$ 59.00



### Casters

Add easy mobility to Planner Student Desks with these casters. Choose a set of two for wheelbarrow mobility, or a set of four for level mobility.

MODEL	DESCRIPTION	D"	W"	H"	F.C.	CUBE	WT.	UPS	2017 LIST
17576	3" Dual-Wheel Caster (4 locking, Threaded)				70	0.1	5	*	\$ 76.00

\*Limits leg height: 4 casters change desk height to 24.5" low to 34.5" high; wheelbarrow casters change desk height to 24.5" low to 32.5" high.



Planner Single-Student Desks with Intuit Stack Chairs in the classroom.





**36" deep Rectangle Planner Activity Table, Model 25570L**  
Shown in Fusion Maple with Purple edge and Platinum frame, low range legs. Shown with optional Flavors Stack Chairs, Model 11845 in Purple, Chocolate and Cerulean.

### Planner Rectangle Activity Table

This table offers maximum strength and stability for a wide variety of classroom uses. Three height ranges available allow you to fit the table to the grade range of the student. Choose from 13 standard laminate colors, 20 standard edge colors and two leg colors (Black and Platinum).

- High-pressure laminate surface resists wear.
- Choose from several edge treatments.
- Table height adjusts 24" to 34" in 1" increments, meets ADA requirements.
- 1" adjustable leveling glides provide stability on uneven floors.


### AddPower

SEE PAGE 272 FOR ORDER INFO

\*Please note: When ordering a power unit (p. 162), it cannot be placed in the center of 20" deep, 24" deep, 30" deep and 36" deep models.



**Model 25980V.** 20"d x 72"w. Shown in New Age Oak top with Apple edge and Platinum frame.



**Model 25830.** 24"d x 72"w. Shown in non-standard Grey Mesh top with Blueberry edge and Platinum frame.



**Model 25530V.** 30"d x 72"w. Shown in non-standard Amber Cherry top with Chocolate edge and Black frame.



**Model 25700.** 42"d x 60"w. Shown in Fusion Maple top with Charcoal edge and Platinum frame.

MODEL	DESCRIPTION		D"	W"	H"	F.C.	CUBE	WT.	UPS	2017 LIST
<b>20" Deep Models</b>										
25950	Planner Activity Table	Rectangle	20	36	24-34	70	1.7	58	*	\$ 333.00
25960	Planner Activity Table	Rectangle	20	48	24-34	70	2.2	64	*	\$ 380.00
25970	Planner Activity Table	Rectangle	20	60	24-34	70	2.8	73		\$ 430.00
25980	Planner Activity Table	Rectangle	20	72	24-34	70	3.3	86		\$ 481.00
25990	Planner Activity Table	Rectangle	20	90	24-34	70	4.2	108		\$ 516.00
<b>24" Deep Models</b>										
25800	Planner Activity Table	Rectangle	24	36	24-34	70	2.0	60	*	\$ 367.00
25810	Planner Activity Table	Rectangle	24	48	24-34	70	2.6	69	*	\$ 411.00
25820	Planner Activity Table	Rectangle	24	60	24-34	70	3.3	76		\$ 463.00
25830	Planner Activity Table	Rectangle	24	72	24-34	70	4.0	105		\$ 515.00
25840	Planner Activity Table	Rectangle	24	90	24-34	70	5.0	122		\$ 568.00
<b>30" Deep Models</b>										
25500	Planner Activity Table	Rectangle	30	36	24-34	70	2.5	76	*	\$ 447.00
25510	Planner Activity Table	Rectangle	30	48	24-34	70	3.0	90	*	\$ 466.00
25520	Planner Activity Table	Rectangle	30	60	24-34	70	3.8	104		\$ 518.00
25530	Planner Activity Table	Rectangle	30	72	24-34	70	4.5	120		\$ 572.00
25540	Planner Activity Table	Rectangle	30	90	24-34	70	6.3	137		\$ 667.00
<b>36" Deep Models</b>										
25550	Planner Activity Table	Rectangle	36	48	24-34	70	3.6	102		\$ 545.00
25560	Planner Activity Table	Rectangle	36	60	24-34	70	4.5	118		\$ 565.00
25570	Planner Activity Table	Rectangle	36	72	24-34	70	5.4	135		\$ 612.00
25580	Planner Activity Table	Rectangle	36	90	24-34	70	6.8	158		\$ 718.00
<b>42" Deep Models</b>										
25590	Planner Activity Table	Rectangle	42	90	24-34	70	8.75	195		\$ 892.00
25700	Planner Activity Table	Rectangle	42	60	24-34	70	5.8	143		\$ 694.00
25710	Planner Activity Table	Rectangle	42	72	24-34	70	7.0	163		\$ 763.00
<b>48" Deep Models</b>										
25720	Planner Activity Table	Rectangle	48	60	24-34	70	6.7	159		\$ 754.00
25730	Planner Activity Table	Rectangle	48	72	24-34	70	8.0	181		\$ 835.00
25740	Planner Activity Table	Rectangle	48	90	24-34	70	10.0	215		\$ 972.00

#### Optional Legs for 30" and 36" Deep Models:

- Low range available in 15-24"h. Add **L** following model number. Available in Black and Platinum frame only. *Longer lead time applies.*
- Fixed-height leg available in 29.5"h. Add **X** following model number. Available in Black only. *Longer lead time applies.*

#### Planner Desks Have Top and Edge Choices

- 1 1/4" Tops**
- CHOICE 1** - 1 1/4" top with Bumper T-Mold no letter to follow Model No.
  - CHOICE 2** - 1 1/4" top with 4mm T-Mold **D** to follow Model No.
- 3/4" Tops**
- CHOICE 3** - 3/4" top with 4mm T-Mold **C** to follow Model No.
  - CHOICE 4** - 3/4" top with Bullet T-Mold **V** to follow Model No.

#### Structural Framing



**20", 24", 30" & 36" deep Models**  
Center support channel is 2" by 3" wide of 14-gauge steel, with 11-gauge steel endplates for maximum stability.

**42" & 48" deep Models**  
Two 2" x 3" 14-gauge steel support channels with 11-gauge steel endplates provide maximum stability.



Planner Trapezoid Activity Table

Model 25600. Shown in non-standard Golden Oak top with Black edge and Black frame.



Planner Half Moon Activity Table

Model 25650. Shown in non-standard Grey Mesh top with Persian Blue edge and Platinum frame.



Planner Square Activity Table

Model 25610. Shown in Wild Cherry top with Black edge and Black frame.



Planner Contour Activity Table

Model 25660. Shown in non-standard Tan Echo top with Mint edge and Platinum frame.



Planner Round Activity Table

Model 25620. Shown in Grey Nebula top with Platinum edge and Platinum frame.

Planner Activity Table

This table offers maximum strength and stability for a wide variety of classroom uses. Three height ranges available allow you to fit the table to the grade range of the student. Choose from 13 standard laminate colors, 20 standard edge colors and two leg colors.

- High-pressure laminate surface resists wear.
- Choose from several edge treatments.
- Table height adjusts 24" to 34" in 1" increments, meets ADA requirements.
- 1" adjustable leveling glides provide stability on uneven floors.
- Low range available in 15-24"h. Add **L** following model number. Longer lead time may apply.
- Fixed-height leg available in 29.5"h. Add **X** following model number. Available in Black only.

\*Please note: When ordering a power unit (p. 182), it cannot be placed in the center of these tables.

MODEL	DESCRIPTION	D"	W"	H"	F.C.	CUBE	WT.	UPS	2017 LIST
25600	Planner Activity Table Trapezoid	30	60	24-34	70	3.8	90		\$ 506.00
25610	Planner Activity Table Square	48	48	24-34	70	4.8	133		\$ 640.00
25620	Planner Activity Table Round	42"dia.		24-34	70	3.7	86		\$ 537.00
25630	Planner Activity Table Round	48"dia.		24-34	70	4.8	98		\$ 582.00
25640	Planner Activity Table Round	60"dia.		24-34	70	7.5	148		\$ 778.00
25650	Planner Activity Table Half Moon	36	72	24-34	70	5.25	102		\$ 609.00
25660	Planner Activity Table Contour	36	72	24-34	70	5.25	128		\$ 620.00
<b>Not Shown</b>									
25665	Planner Activity Table Kidney	48	72	24-34	70	7.0	149		\$ 831.00
25645	Planner Activity Table Flower	60"dia.		24-34	70	7.5	148		\$ 778.00

**Planner Tables Have Top and Edge Choices**

**1 1/4" Tops**

**CHOICE 1** - 1 1/4" top with Bumper T-Mold no letter to follow Model No.

**CHOICE 2** - 1 1/4" top with 4mm T-Mold **D** to follow Model No.

**3/4" Tops**

**CHOICE 3** - 3/4" top with 4mm T-Mold **C** to follow Model No.

**CHOICE 4** - 3/4" top with Bullet T-Mold **V** to follow Model No.

**Make it mobile with casters**  
Order Model 17576  
\$ 76.00 List

**AddPower**  
SEE PAGE 272 FOR ORDER INFO

PLANNER TABLE LAMINATE COLOR CHOICE

- Asian Night
- Boardwalk Oak
- Pewter Mesh
- Classic Linen
- High Rise
- Buka Bark
- Palisades Oak
- Flax Linen
- Mission Maple
- New Age Oak
- Wild Cherry
- Fusion Maple
- Grey Nebula

LEG COLOR CHOICE


- Black
- Platinum

PLANNER TABLE EDGE COLOR CHOICE

- Apple
- Black
- Blueberry
- Burgundy
- Cerulean
- Champagne
- Charcoal
- Chocolate
- Clementine
- Forest Green
- Fuchsia
- Mint
- Mocha
- Navy
- Orange
- Persian Blue
- Platinum
- Purple
- Red
- Yellow

View all finish options on page 274.





Choose a durable high-pressure laminate top or Trespa TopLab Plus top that offers excellent chemical resistance.



Shown in Graphite Nebula top with Black edge and Black frame.

### Planner Science Table with Laminate Top

1 1/4" thick with vinyl edge band. Graphite Nebula laminate top with Black edge. Choose Black or Platinum frame.

- Supports up to 400 lbs.
- Table height adjusts 24" to 34" in 1" increments, meets ADA requirements.
- 1" adjustable leveling glides provide stability on uneven floors.

MODEL	DESCRIPTION	D"	W"	H"	F.C.	CUBE	WT.	UPS	2017 LIST
11260	Planner Science Table Laminate Top	24	48	24-34	70	2.3	85		\$ 447.00
11263	Planner Science Table Laminate Top	24	54	24-34	70	2.6	90		\$ 471.00
11266	Planner Science Table Laminate Top	24	60	24-34	70	2.9	95		\$ 496.00
11269	Planner Science Table Laminate Top	24	72	24-34	70	3.5	110		\$ 548.00

Graphite Nebula is available in these sizes only at no upcharge. If over 20 are ordered on other models the upcharge will be waived.



Model 11268. Shown in Grey Trespa TopLab Plus and Platinum frame. Shown with optional UXL® Stack Chairs.



Model 25715. Shown in Grey Trespa TopLab Plus and Platinum frame. Shown with optional UXL® Stack Chairs.



### Trespa™ TopLab™ Plus Planner Science Table

This sturdy, contemporary science table provides sleek looks and solid functionality. Its Trespa TopLab Plus work surface is designed for maximum durability. It is resistant to a large number of aggressive chemicals (as identified by SEFA and PSI) if cleaned within 24 hours. The table provides ample space for projects of all kinds.

- Supports up to 400 lbs.
- Table height adjusts 24" to 34" in 1" increments, meets ADA requirements.
- 1" adjustable leveling glides provide stability on uneven floors.
- Color Choices: Black or Grey top; Platinum or Black frame.

MODEL	DESCRIPTION	D"	W"	H"	F.C.	CUBE	WT.	UPS	2017 LIST
<b>24" Deep Models</b>									
11262	Trespa™ TopLab™ Plus Planner Science Table	24	48	24-34	70	2.3	112		\$ 1,163.00
11265	Trespa™ TopLab™ Plus Planner Science Table	24	54	24-34	70	2.6	122		\$ 1,296.00
11268	Trespa™ TopLab™ Plus Planner Science Table	24	60	24-34	70	2.9	130		\$ 1,395.00
11271	Trespa™ TopLab™ Plus Planner Science Table	24	72	24-34	70	3.5	152		\$ 1,628.00
<b>30" Deep Models</b>									
11288	Trespa™ TopLab™ Plus Planner Science Table	30	60	24-34	70	3.5	152		\$ 1,628.00
<b>42" Deep Models</b>									
25705	Trespa™ TopLab™ Plus Planner Science Table	42	60	24-34	70	5.0	180		\$ 2,246.00
25715	Trespa™ TopLab™ Plus Planner Science Table	42	72	24-34	70	6.0	202		\$ 2,618.00
<b>48" Deep Models</b>									
25725	Trespa™ TopLab™ Plus Planner Science Table	48	60	24-34	70	5.8	240		\$ 2,523.00
25735	Trespa™ TopLab™ Plus Planner Science Table	48	72	24-34	70	7.0	284		\$ 2,951.00

**Make it mobile with casters**  
 Model 17576 \$76.00 List  
 See page 179 to order.

TRESPA COLOR CHOICE	FRAME COLOR CHOICE
● Black	■ Black
● Grey	■ Platinum



Planner Lab Station, Model 24510. Shown in Grey Nebula top with Black edge and Black frame. Shown with optional Flat Panel Monitor Mount, Model 17350.

### Planner Lab Station

Provides maximum strength and stability. Keeps cables and wires tucked neatly away with an integral Wire Manager. Comes with handy backpack pegs. Choose from 13 standard laminate colors, 20 standard edge colors and two frame colors.

- Available in multiple lengths and widths, allowing you to create workstations for one, two and three students.
- 1 1/4" thick top with high pressure laminate surface and 3/8" thick bumper edge molding stapled every 8".
- Cord cutout at rear of work surface. 8" high x 3" deep Wire Manager of 16-gauge steel with cable ports.

MODEL	DESCRIPTION	D"	W"	H"	F.C.	CUBE	WT.	UPS	2017 LIST
<b>24" Deep Models</b>									
24610	Planner Lab Station One-Student	24	36	22-32	70	1.8	56	*	\$ 413.00
24500	Planner Lab Station Two-Student	24	48	22-32	70	2.4	68	*	\$ 459.00
24510	Planner Lab Station Two-Student	24	60	22-32	70	3.0	80		\$ 523.00
24520	Planner Lab Station Two-Student	24	72	22-32	70	3.6	92		\$ 575.00
24620	Planner Lab Station Three-Student	24	84	22-32	70	4.2	104		\$ 634.00
<b>30" Deep Models</b>									
24530	Planner Lab Station One-Student	30	30	22-32	70	2.0	59	*	\$ 421.00
24630	Planner Lab Station One-Student	30	36	22-32	70	2.5	65	*	\$ 460.00
24540	Planner Lab Station Two-Student	30	48	22-32	70	3.0	80	*	\$ 495.00
24550	Planner Lab Station Two-Student	30	60	22-32	70	3.8	95		\$ 573.00
24560	Planner Lab Station Two-Student	30	72	22-32	70	4.5	110		\$ 635.00
24570	Planner Lab Station Three-Student	30	84	22-32	70	5.5	125		\$ 696.00

#### PLANNER LAB STATION LAMINATE COLOR CHOICE

- Asian Night
- Pewter Mesh
- High Rise
- Palisades Oak
- Mission Maple
- Wild Cherry
- Grey Nebula
- Boardwalk Oak
- Classic Linen
- Buka Bark
- Flax Linen
- New Age Oak
- Fusion Maple

#### LEG COLOR CHOICE

- Black
- Platinum

#### PLANNER LAB STATION EDGE COLOR CHOICE

- Apple
- Burgundy
- Charcoal
- Forest Green
- Mocha
- Persian Blue
- Red
- Black
- Cerulean
- Chocolate
- Fuchsia
- Navy
- Platinum
- Yellow
- Blueberry
- Champagne
- Clementine
- Mint
- Orange
- Purple

View all finish options on page 274.

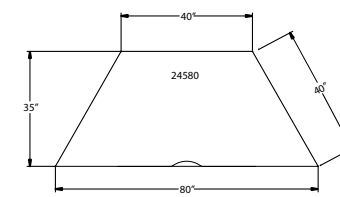


### Planner Cluster Work Center

Provides maximum strength and stability. Its semi-hexagonal shape allows three students to work in a compact space against a wall. Or put two together for a compact six-student work group. Includes a cutout in the desktop and a Wire Manager. Choose from 13 standard laminate colors, 20 standard edge colors and two frame colors.

- 1 1/4" thick top with high-pressure laminate surface and 3/8" thick bumper edge.
- Adjustable table height from 22" up to 32" in 1" increments.
- Chrome-plated lower legs resist scuffing.
- Legs of 1 1/4" square, 12-gauge steel tubes with powder coat finish.
- 1" adjustable leveling glides provide stability on uneven floors.

MODEL	DESCRIPTION	D"	W"	H"	F.C.	CUBE	WT.	UPS	2017 LIST
24580	Planner Cluster Work Center - Trap 40"x40"x40"x80"	35	80	22-32	70	5.4	125		\$ 769.00



35" Deep Planner Work Center Top View



Shown with optional Flat Panel Mounts with Tilt, Model 17350 \$ 109.00



### Planner Lab, Corner Station

This maximizes space utilization by allowing students to work in a corner. It provides the strength and stability that Planner Labs are known for. Cutout in desktop helps manage cables while allowing a snug fit against both walls. Choose from 13 standard laminate colors, 20 standard edge colors and two frame colors.

Shown in Fusion Maple top with Black edge and Platinum frame.

MODEL	DESCRIPTION	D"	W"	H"	F.C.	CUBE	WT.	UPS	2017 LIST
24600	Planner Lab, Corner Station - 6-Sided Corner	30	48	22-32	70	5.8	114		\$ 689.00





### Planner Access Station

Provides maximum strength and stability for computer work, plus great security for cables and wires thanks to a locking Wire Manager. Comes with handy backpack peg. Choose from 13 standard laminate colors, 20 standard edge colors and two frame colors.

- Chrome-plated lower legs resist scuffing.
- 1" adjustable leveling glides provide stability on uneven floors.
- Full-length locking 6" deep door has cord cutouts, providing easy access to wires.
- Adjustable table height from 22" up to 32" in 1" increments.



Shown in Grey Nebula top with Clementine edge and Platinum frame. Shown with optional Intuit™ Stack Chairs, Model 00560.

Planner Access Station comes with lift-up door with key lock standard. Wire Manager keeps wires tucked away.



MODEL	DESCRIPTION		D"	W"	H"	F.C.	CUBE	WT.	UPS	2017 LIST
<b>24" Deep Models*</b>										
11140	Planner Access Station	Single-Student	24	30	22-32	70	3.5	56	*	\$ 502.00
11141	Planner Access Station	Single-Student	24	36	22-32	70	4.25	63	*	\$ 540.00
11142	Planner Access Station	Single-Student	24	42	22-32	70	5.0	70		\$ 578.00
11143	Planner Access Station	Two-Student	24	48	22-32	70	5.7	76		\$ 604.00
11144	Planner Access Station	Two-Student	24	60	22-32	70	7.0	93		\$ 690.00
11145	Planner Access Station	Two-Student	24	72	22-32	70	8.5	110		\$ 771.00
11146	Planner Access Station	Three-Student	24	84	22-32	70	9.7	126		\$ 856.00
<i>*24" Deep Models will not accommodate Keyboard Trays.</i>										
<b>30" Deep Models</b>										
11160	Planner Access Station	Single-Student	30	30	22-32	70	4.4	72	*	\$ 532.00
11161	Planner Access Station	Single-Student	30	36	22-32	70	5.4	79	*	\$ 574.00
11162	Planner Access Station	Single-Student	30	42	22-32	70	6.2	86		\$ 617.00
11163	Planner Access Station	Two-Student	30	48	22-32	70	7.0	92		\$ 651.00
11164	Planner Access Station	Two-Student	30	60	22-32	70	9.3	109		\$ 746.00
11165	Planner Access Station	Two-Student	30	72	22-32	70	8.8	126		\$ 843.00
11166	Planner Access Station	Three-Student	30	84	22-32	70	12.0	142		\$ 942.00



### Access Station, 5-Sided Corner

This maximizes space utilization while providing maximum strength and stability, plus great security for cables and wires thanks to a locking Wire Manager. Choose from 13 standard laminate colors, 20 standard edge colors and two frame colors.

Shown in non-standard Blond Echo top with Cerulean edge and Platinum frame.

MODEL	DESCRIPTION		D"	W"	H"	F.C.	CUBE	WT.	UPS	2017 LIST
<b>24" Deep Models*</b>										
11147	Access Station	5-Sided Corner	24	48	22-32	70	8.0	112		\$ 891.00
<b>30" Deep Models*</b>										
11167	Access Station	5-Sided Corner	30	48	22-32	70	11.0	128		\$ 925.00

### Planner Activity Legsets



#### 1. Standard Leg

- Adjustable from 24"-34", features 1" leveling glides to assure a steady table on uneven floors.
- Black and Platinum frame only.
- Accepts caster, Model 17576.



#### 2. High Leg Inserts

- For 20", 24" and 30" deep tables only.
- Order special lower leg insert set for adjustment from 30<sup>1</sup>/<sub>4</sub>" to 40<sup>1</sup>/<sub>4</sub>" high.
- 4 pack.
- Does not accept casters, Model 17500.
- + \$59.00



#### 3. Short Adjustable Leg

- Designed for Early Childhood use, this option allows height adjustability from 15"-24" in 1" increments.
- Features 1" leveling glides.
- Available on select Planner 30" & 36" depth tables.
- Add **L** following model number.
- Black and Platinum frame only.
- Longer lead time may apply.



#### 4. Fixed Height Leg

- Set at 29<sup>1</sup>/<sub>2</sub>", features 1" leveling glides to assure a steady table on uneven floors.
- Available on select Planner models.
- Black only.
- Add **X** following model number.
- Does not accept casters.
- Longer lead time may apply.



### Planner Rectangle Modesty Panel

Designed to complement tables in the Interchange and Planner lines. Order it in any of 13 standard laminate colors, 20 edge colors.

MODEL	DESCRIPTION	D"	W"	H"	F.C.	CUBE	WT.	UPS	2017 LIST
<b>Accessories</b>									
17201	Planner Rectangle Modesty Panel for 36"w Table				70	18	*	\$	102.00
17202	Planner Rectangle Modesty Panel for 48"w Table				70	24	*	\$	119.00
17203	Planner Rectangle Modesty Panel for 60"w Table				70	30	*	\$	135.00
17204	Planner Rectangle Modesty Panel for 72"w Table				70	36		\$	154.00
17205	Planner Rectangle Modesty Panel for 90"w Table				70	44		\$	187.00



### Desktop Lectern

Its distinctive shape allows the instructor to reference two sources simultaneously and, thanks to its rugged steel construction, it can support a laptop. Mount to tabletop with either our Clamp-On or Bolt-On Mount.

MODEL	DESCRIPTION	D"	W"	H"	F.C.	CUBE	WT.	UPS	2017 LIST
<b>Dual Surface Desktop Lectern</b>									
00470	Desktop Lectern w/Swing Arm	Clamp-On	19	19	6	70	1.3	22	* \$ 225.00
00471	Desktop Lectern w/Swing Arm	Bolt-On	19	19	6	70	1.3	25	* \$ 225.00
00472	Desktop Lectern w/Spring Loaded Swing Arm	Clamp-On	19	19	6	70	1.3	23	* \$ 250.00
<b>Curl top Desktop Lectern</b>									
00480	Desktop Lectern w/Swing Arm	Clamp-On	14.5	19	4	70	0.6	19	* \$ 225.00
00481	Desktop Lectern w/Swing Arm	Bolt-On	14.5	19	4	70	0.6	22	* \$ 225.00
00482	Desktop Lectern w/Spring Loaded Swing Arm	Clamp-On	14.5	19	4	70	0.6	20	* \$ 250.00



### Casters

Add easy mobility to Planner Student Desks and Planner Computer Stations with these casters. Choose a set of two for wheelbarrow mobility, or a set of four for level mobility.

MODEL	DESCRIPTION	D"	W"	H"	F.C.	CUBE	WT.	UPS	2017 LIST
17576	3" Dual-Wheel Caster Set of 4, 4 Locking				70	0.1	5	*	\$ 76.00
<i>Limits leg height: 4 casters change desk height to 24.5" low to 34.5" high; wheelbarrow casters change desk height to 24.5" low to 32.5" high.</i>									
17554	4" Dual-Wheel Caster Pack Set of 4, 2 locking 4"dia.			4	70	0.2	5	*	\$ 107.00
<i>Model 17554, not for wheelbarrowing</i>									



### CPU Holder

Heavy steel plate mounts under work surface. Black steel tube frame with locks to hold tower in place.

MODEL	DESCRIPTION	D"	W"	H"	F.C.	CUBE	WT.	UPS	2017 LIST
<b>Optional Accessories</b>									
17213	CPU Holder	14 - 18.5	8.5 - 11.6	16.75 - 21.25	70	0.5	12	*	\$ 159.00
	• PC Dimensions	9.75 - 17.5	5.4 - 6	15.25 - 7.5					
17217	CPU Holder	14 - 18.75	8.5 - 9.2	13 - 17.25	70	0.5	10	*	\$ 149.00
	• PC Dimensions	9.5 - 17.4	3 - 7.25	9.4 - 13.5					



### Adjustable Keyboard Shelf

Features 6" height adjustment with 10° tilt and 180° swivel with easy single control. 11"d x 28"w steel tray has padded palm rest.

MODEL	DESCRIPTION	D"	W"	H"	F.C.	CUBE	WT.	UPS	2017 LIST
17620	Pull-out Keyboard	Adjustable Height	17	28	6	70	1.3	20	* \$ 270.00
17622	Pull-out Keyboard	Adjustable Height	17	20	6	70	1.3	20	* \$ 265.00

\*24" deep Planner Access models will not accommodate Keyboard Trays.



### Flat Panel Mount Tilt Model

Tilts and is height adjustable to optimize user ergonomics.

For additional Flat Panel Mounts, see page 183.

MODEL	DESCRIPTION	D"	W"	H"	F.C.	CUBE	WT.	UPS	2017 LIST
17350	Flat Panel Mount w/Tilt	8	5	18	70	0.9	6	*	\$ 109.00

### Access Station Power Strips



Model 17081      Model 17084      Model 17107

MODEL	DESCRIPTION	D"	W"	H"	F.C.	CUBE	WT.	UPS	2017 LIST
17081	6 Outlet Electric Strip w/ Surge, 4' Cord	3	3	12	70	0.1	4	*	\$ 65.00
17084	10 Outlet Electric Strip w/ Surge, 15' Cord	3	8	12	70	0.1	5	*	\$ 152.00
17107	4 Plug Power Outlet, 15' Cord	2.8	6.6	3.3	70	0.1	4	*	\$ 375.00





### 50/50 Split-Top Drafting Table

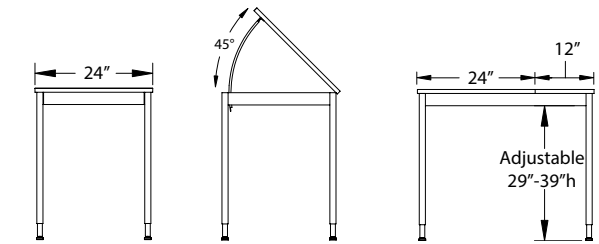
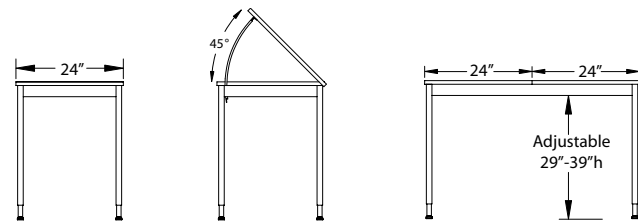
Split-Top work surface enables paper-and-pencil drafting and computer rendering. It features Planner construction for maximum strength and stability. Available in three color/finish combinations. Optional accessories for CAD Desk only.

- 3/4" thick top with high-pressure laminate surface and flat 3mm edge with pencil stop.
- Adjustable top slope has a range of 0 to 45 degrees.
- Adjustable table height (29"-39") accommodates stools.
- Fully box-welded leg sets of 1 3/16" x 2 1/2" 16-gauge steel tube with 1 1/4" square 14-gauge steel tube legs.

Shown with optional CPU Holder, **Model 17213** \$ 159.00.  
 Optional Flat-Panel Monitor Mount, **Model 17352** \$ 199.00.  
 Optional Intuit Adjustable Stool, **Model 00541** \$ 479.00.



A rugged steel brace holds the tilting desktop securely in place.



**Split Top Drafting Table, Model 27346.** Shown in Grey top, Black edge and Black frame. Shown with optional Flavors Stool, Model 11890.

### Offset Split-Top Drafting Table

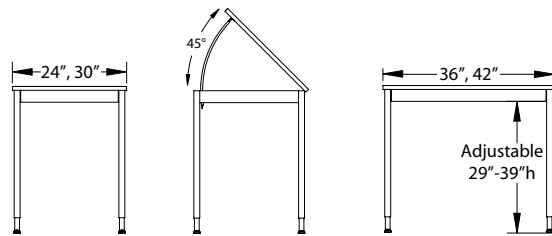
The Split-Top Drafting Table provides both a standard adjustable incline area and a flat work surface. It features Planner construction for maximum strength and stability. Available in three color/finish combinations.

- 3/4" thick top with high-pressure laminate surface and flat 3mm edge with pencil stop.
- Adjustable top slope has a range of 0 to 45 degrees.
- Adjustable table height (29"-39") accommodates stools.
- Fully box-welded leg sets of 1 3/16" x 2 1/2" 16-gauge steel tube with 1 1/4" square 14-gauge steel tube legs.

MODEL	DESCRIPTION	D"	W"	H"	F.C.	CUBE	WT.	UPS	2017 LIST
27346	Offset Split-Top Drafting Table	24	36	29-39	70	3.4	62	*	\$ 523.00



**One-Piece Slope-Top Drafting Table, Model 27347.** Shown in Cherry top, Black edge and Black frame.



### Adjustable Slope-Top Drafting Table

The One-Piece Slope-Top Drafting Table provides a standard adjustable incline area. It features Planner construction for maximum strength and stability. Available in three color/finish combinations.

- 3/4" thick top with high-pressure laminate surface and flat 3mm edge with pencil stop.
- Adjustable top slope has a range of 0 to 45 degrees.
- Fully box-welded leg sets of 1 3/16" x 2 1/2" 16-gauge steel tube with 1 1/4" square 14-gauge steel tube legs.
- Adjustable table height (29"-39") accommodates stools.

MODEL	DESCRIPTION	D"	W"	H"	F.C.	CUBE	WT.	UPS	2017 LIST
27345	Adjustable Slope-Top Drafting Table One-Piece Top	24	36	29-39	70	3.4	62	*	\$ 516.00
27347	Adjustable Slope-Top Drafting Table One-Piece Top	30	42	29-39	70	5.7	80	*	\$ 679.00

#### Order one of our Stools to complete your Drafting Table.



Flavors Stool  
See page 24



Flavors Adj. Stool  
See page 26



Plato Adj. Stool  
See page 33



Plato Stool  
See page 34



Intuit Adj. Stool  
See page 39

#### ORDER COLOR CHOICE

TOP:  
EDGE:  
FRAME:

CHOICE 1  
● Maple

CHOICE 2  
● Cherry  
● Black

CHOICE 3  
● Grey  
● Black

# AddPower

This symbol indicates you can add power to select tables.



You will find the "ADD POWER" logo throughout this catalog. It signifies which Smith System tables are compatible with our 2017 power units.

When ordering, please submit a drawing with your order to indicate the desired positioning of the power unit on the work surface. All power accessories are special order, a custom feature per table and are non-returnable. For more information call 800.328.1061.



## Flat Power Module

Shown, Model 017098 SLV  
1 power, 1 Twin USB port

MODEL	DESCRIPTION	D"	W"	H"	UPS	2017 LIST
017098 SLV	1 power, 1 Twin USB port				*	\$ 260.00
017097 SLV	2 power				*	\$ 175.00



## NEW 2017 Soft Touch Dome Power Module

Shown, Model 017079 BLA  
2 power, 1 Twin USB port,  
1 power cord

MODEL	DESCRIPTION	D"	W"	H"	UPS	2017 LIST
017079 BLA	2 power, 1 Twin USB port				*	\$ 245.00
017078 BLA	3 power				*	\$ 160.00



## Clamp-On Power Module

4 plug power outlet  
with 15 ft cord

MODEL	DESCRIPTION	D"	W"	H"	UPS	2017 LIST
17107	4 power	2.8	6.6	3.3	*	\$ 375.00



## Surface Power Module

Shown, Model 017093 SLV  
4 power

MODEL	DESCRIPTION	D"	W"	H"	UPS	2017 LIST
017093 SLV	4 power	3	8	.11	*	\$ 350.00
017086 SLV	2 power, 4 USB	3	8	.11	*	\$ 350.00



## Retractable Power Module

Shown, Model 017085 SLV  
2 power, 2 Twin USB ports

MODEL	DESCRIPTION	D"	W"	H"	UPS	2017 LIST
017085 SLV	2 power, 4 USB	4.43	8.25	1.34	*	\$ 495.00
017092 SLV	4 power	4.43	8.25	1.34	*	\$ 495.00



## Retractable Mini Power Module

2 power

MODEL	DESCRIPTION	D"	W"	H"	UPS	2017 LIST
017091 SLV	2 power	3.7	3.7	1.17	*	\$ 250.00

## Mounts for tables, desks and workstations.



### Flat Panel Mount

**Tilt Model 17350**  
Tilts and is height adjustable  
to optimize user ergonomics.



### Flat Panel Mount

**Tilt & Swivel Model 17351**  
Tilts, swivels and is height  
adjustable to optimize user  
ergonomics.



### Flat Panel Mount

**Swing-Out Arm with Tilt & Swivel  
Model 17352**  
It can be tilted, swiveled, raised,  
lowered and moved closer to the user.  
Bolt-On model shown.



### Flat Panel Mount

**Swing-Out Arm with Tilt & Swivel  
Model 17353**  
It can be tilted, swiveled, raised,  
lowered and moved closer to the user.  
Clamp-On model shown.



### Spring-Loaded Flat Mount

**Spring-Loaded Mount  
Model 17655**  
It can be tilted, swiveled, raised, lowered  
and moved closer to the user. Spring loaded  
arm enables one-handed adjustments.

MODEL	DESCRIPTION	D"	W"	H"	F.C.	CUBE	WT.	UPS	2017 LIST
17350	Flat Panel Mount	8	5	18	70	0.9	6	*	\$ 109.00
17351	Flat Panel Mount	7	5	18	70	0.9	6	*	\$ 149.00
17352	Flat Panel Mount Swing-out Arm	7	5	18	70	0.9	8	*	\$ 199.00
17353	Flat Panel Mount Swing-out Arm	7	6	20	70	1.1	11	*	\$ 199.00
17655	Flat Panel Mount	5	5	21	70	0.35	11	*	\$ 199.00



## Pole Leg Riser Shelf


Clamp-On (Platinum only). 1 1/4" Top available in 13 standard laminate colors and 20 standard edge colors to match Planner Lab.

MODEL	DESCRIPTION	D"	W"	H"	F.C.	CUBE	WT.	UPS	2017 LIST
17665	Pole Leg Riser Shelf	12	24	12	70	0.5	26	*	\$ 212.00
17666	Pole Leg Riser Shelf	12	30	12	70	0.6	29	*	\$ 239.00
17667	Pole Leg Riser Shelf	12	36	12	70	0.75	34	*	\$ 263.00
17668	Pole Leg Riser Shelf	12	48	12	70	1.0	45	*	\$ 311.00
17669	Pole Leg Riser Shelf	12	60	12	70	1.25	51		\$ 356.00
17677	Pole Leg Riser Shelf	12	72	12	70	1.5	73		\$ 499.00
17679	Pole Leg Riser Shelf	12	84	12	70	1.75	94		\$ 634.00
17680	Pole Leg Riser Shelf	12	90	12	70	1.9	106		\$ 651.00



Collaboration begins right here.

# MEETING TABLES



Round Café Table

Square Café Table

Multi Media Table

Multi Media Table

Oval Double Café Table

Racetrack Table

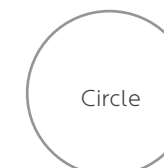
Peanut Table

Rectangular Table

## More options for collaborative and distance learning.

From now on, students will be working together on all of their academic subjects. In some cases, they may work on two or more subjects at the same time. Additionally, more and more students are participating in "distance learning," receiving lectures or instruction via video from teachers located away from the classroom.

These new methods for learning require new resources, created expressly to facilitate their instruction. The wide variety of Smith System meeting tables addresses both traditional and emerging needs (with special attention paid to connectivity) identified for classrooms, labs and commons areas.



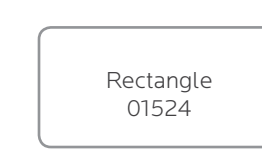
Circle



Square



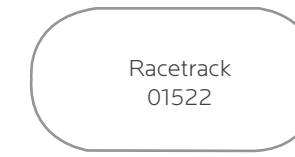
Peanut  
01520



Rectangle  
01524



Oval  
01527




Racetrack  
01522




48"x60"  
Multi-Media  
01531



42"x72"  
Multi-Media  
01555



**Flat Surface Power Module**  
Model 017098  
\$260.00 List



**Soft Touch Dome**  
Model 017078  
\$160.00 List

**AddPower**  
SEE PAGE 272 FOR ORDER INFO







Plug-In, recharge and collaborate.

Our Café tables are a popular choice for creating casual meeting areas in commons areas. Students can gather and collaborate in a more laid back atmosphere.

Available in five heights

16"	29"	36"	40"	42"
COFFEE	SITTING	K-8 STANDING	WORKING	STANDING



**42" Round Café Table**  
Shown with 40"h, 30" Circular Base  
Grey Mesh top with Platinum Edge  
(01506 top + 01467 base + 017097 power)



**36" Square Café Table**  
Shown with 42"h, 24" Circular Base  
Grey Nebula top with Persian Blue Edge  
(01503 top + 01453 base + 017097 power)



**30" Square Café Table**  
Shown with 36"h, 24" crisscross base.  
Wild Cherry top with Black edge.  
(01501 top + 01460 base + 017097 power)



**36" Round Café Table**  
Shown with 36"h, 24" circular base.  
Pewter Mesh top with Clementine edge.  
(01504 top + 01452 base + 017097 power)



**48" Round Café Table**  
Shown with 29"h, 30" circular base,  
New Age Oak top with Navy Edge.  
(01507 top + 01455 base + 017097 power)



**36" Square Café Table**  
Shown with Grey Nebula top with Persian Blue edge. 42"h, 30" circular base.  
(01503 top + 01457 base + 017097 power)



**30" Round Café Table**  
Shown with 42"h, 24" crisscross base.  
Asian Night top with Apple edge.  
(01502 top + 01461 base + 017097 power)



**42" Round Café Table**  
Shown with 29"h, 30" crisscross base,  
Flax Linen top with Platinum Edge.  
(01506 top + 01463 base + 017097 power)





**NEW** FOR 2017-40" HIGH BASE

**30" Round Top with 40" h Circular Base**  
(Top 01502 + Base 01466 + 017098 Flat Power)

**30" Round Top with 42" h Circular Base**  
(Top 01502 + Base 01453 + 017098 Flat Power)

**42" Round Top with 29" h Circular Base**  
(Top 01506 + Base 01455, No Power)

**36" Round Top with 36" h Circular Base**  
(Top 01504 + Base 01452, No Power)

**36" Round Top with 16" h Circular Base**  
(Top 01504 + Base 01450, No Power)



Circular Base



Crisscross Base

**Base Color Options**

Crisscross and Circular bases are available in Platinum and Black. Both base options come with an extra durable coating that protects the integrity of the powdercoat finish over time.

● Platinum ● Black

**CAFÉ BASE COMPATIBILITY CHART / RECOMMENDED PAIRING**

	24" Circular	30" Circular	24" Crisscross	30" Crisscross
Round 30" dia.	X		X	
Round 36" dia.	X		X	
Round 42" dia.		X		X
Round 48" dia.		X		X
Square 30x30	X		X	
Square 36x36	X	X		X
Square 42x42		X		X



Café Tables are a popular choice for creating casual meeting areas in commons, libraries and classrooms. Start by choosing (1) a top, (2) then choose from five heights: 42" Standing Height, 40" Working Height, 36" K-8 Standing Height, 29" Sitting Height or 16" Coffee Height. Next, choose from Circular or Crisscross styles. 42", 40" and 36" Standing Height models offer Backpack hooks, standard. (3) Choose optional power for the top, power cord runs out bottom of base. 1 1/4" thick top available in all standard finishes. Bases available in Platinum or Black.

**1) Café Top—Choose Table Top**

MODEL	DESCRIPTION	D"	W"	H"	F.C.	CUBE	WT.	UPS	2017 LIST
<b>Square Café Table Tops</b>									
01501	Square top only	30	30		70	1.5	29	*	\$ 161.00
01503	Square top only	36	36		70	2.25	42	*	\$ 190.00
01505	Square top only	42	42		70	3.0	57	*	\$ 241.00
<b>Round Café Table Tops</b>									
01502	Round top only	30" dia.			70	1.5	25	*	\$ 155.00
01504	Round top only	36" dia.			70	2.25	33	*	\$ 184.00
01506	Round top only	42" dia.			70	3.0	45	*	\$ 235.00
01507	Round top only	48" dia.			70	4.0	58		\$ 273.00
VIEW CHART ON PAGE 192									

**2) Café Base—Choose Base**

MODEL	DESCRIPTION	D"	W"	H"	F.C.	CUBE	WT.	UPS	2017 LIST
<b>Circular Bases</b>									
01450	24" Circular Base	24" dia.		16	70	5.5	38	*	\$ 280.00
01451	24" Circular Base	24" dia.		29	70	6.75	39	*	\$ 290.00
01452	24" Circular Base	24" dia.		36	70	8.5	42	*	\$ 300.00
01466	24" Circular Base	24" dia.		40	70	9.5	43	*	\$ 305.00
01453	24" Circular Base	24" dia.		42	70	10.0	45	*	\$ 310.00
01454	30" Circular Base	30" dia.		16	70	8.5	55	*	\$ 345.00
01455	30" Circular Base	30" dia.		29	70	8.5	56	*	\$ 355.00
01456	30" Circular Base	30" dia.		36	70	10.75	59	*	\$ 365.00
01467	30" Circular Base	30" dia.		40	70	12	60	*	\$ 370.00
01457	30" Circular Base	30" dia.		42	70	12.25	62	*	\$ 375.00
<b>Crisscross Bases</b>									
01458	24" Crisscross Base	24" dia.		16	70	5.5	16	*	\$ 240.00
01459	24" Crisscross Base	24" dia.		29	70	6.75	17	*	\$ 250.00
01460	24" Crisscross Base	24" dia.		36	70	8.5	20	*	\$ 260.00
01468	24" Crisscross Base	24" dia.		40	70	9.5	22	*	\$ 265.00
01461	24" Crisscross Base	24" dia.		42	70	10.0	23	*	\$ 270.00
01462	30" Crisscross Base	30" dia.		16	70	8.5	20	*	\$ 260.00
01463	30" Crisscross Base	30" dia.		29	70	8.5	21	*	\$ 270.00
01464	30" Crisscross Base	30" dia.		36	70	10.75	24	*	\$ 280.00
01469	30" Crisscross Base	30" dia.		40	70	12	26	*	\$ 285.00
01465	30" Crisscross Base	30" dia.		42	70	12.25	27	*	\$ 290.00

**3) Café Power—Choose Surface Power**

MODEL	DESCRIPTION	F.C.	CUBE	WT.	UPS	2017 LIST
017097	Flat Surface Power Module	2 Power	70	.25	.5	* \$ 175.00
017098	Flat Surface Power Module	1 Power / 1 Twin USB	70	.25	.5	* \$ 260.00
017079	Soft Touch Dome	2 Power / 1 Twin USB	70	.25	.5	* \$ 245.00
017078	Soft Touch Dome	3 Power	70	.25	.5	* \$ 160.00







Before Now

- New Pop / Mark
- Fake camera
- Calc. Cu. 2nd step
- Hz. on Bandpass
- 2 subd wheels (Dmm)

□ The Compressor Stand

□ Study pencil vacuum seal

□ Fibers to classroom

- Faster Sampling
- Sub-frame inducts
- Use air
- Efficiency / Deadline reduction
- pipelining

□ wheels for cart

□ Steel. Rock mount/cart

MB □ Ex. nec. amount

MB □ Lead sheet mount

MB □ Had the fine plan

□ The compressor tank 30 → 40

TD □ Detoxify Cable Issues

- bandwidth
- health

TD □ Connected

- Cable
- Acoustic





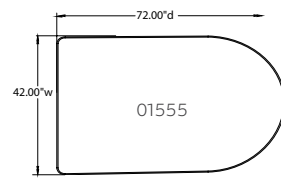
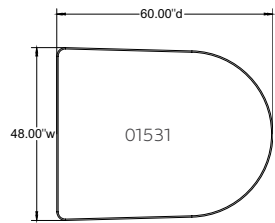
### Multimedia Meeting Tables

Designed to accommodate four to five students in a compact area, these multimedia tables can be used for small group work or distance learning. They also offer the option of integrated power and USB connectivity, conveniently located on the work surface. Order it in any of 13 standard laminate colors, 20 edge colors, and Black or Platinum bases. 29", 36", 40" and 42" heights available.

Model 01555 top shown in Classic Linen with Black edge, with (2) 36" h Round Bases in Platinum, with optional 017097 Flat Surface Power Modules.

MODEL	DESCRIPTION		D"	W"	H"	F.C.	CUBE	WT.	UPS	2017 LIST
<b>Medium Multi-Media Table</b>										
01531	48"dx60"w Multimedia Meeting Table, top only	requires two bases**	48	60	36	70	4.0	85		\$ 299.00
01555	42"dx72"w Multimedia, top only	requires two bases**	42	72	36	70	6.1	92		\$ 299.00
<b>Optional Accessory</b>										
17354*	TV Mount	32-50" Monitors/TVs	13	32	25	70		38		\$ 495.00

\*Add "M" to table model number when ordering mount 17354. Mount will be centered. \*\*See page 199 for base options.



Crisscross Bases also available.



### Large Monitor Mount

The large monitor table mount allows 32–50" monitors or TVs to be easily mounted to a table for use in conferences, displays or presentations. Great for a multimedia table such as our Round End Group Table, 04137, 04138, 04139, 04140. This mount bolts to the table top for a sturdy long lasting presentation aide. Mount is adjustable in height to allow a variety of monitor sizes. **Accommodates VESA mounting, 100mm x 100mm to 400mm x 200mm**, and 100 lb. max weight. Also comes with a keyed lock for security. Available in Platinum only.

MODEL	DESCRIPTION		D"	W"	H"	F.C.	CUBE	WT.	UPS	2017 LIST
17354	TV Mount	32-50" Monitors/TVs	7	18	19-23	70		38		\$ 495.00

\*Add "M" to table model number when ordering mount 17354. Mount will be centered.

#### DOUBLE CAFE BASE (COLUMN)

- Platinum
- Black



#### DOUBLE CAFE LAMINATE TOP COLOR CHOICE TOPS AVAILABLE IN 1 1/4" ONLY.

- Asian Night **ANG**
- Pewter Mesh **PEW**
- High Rise **HRE**
- Palisades Oak **PSO**
- Mission Maple **MIM**
- Wild Cherry **CHE**
- Grey Nebula **GNB**
- Boardwalk Oak **BWK**
- Classic Linen **CLN**
- Buka Bark **BBK**
- Flax Linen **FLL**
- New Age Oak **NEW**
- Fusion Maple **MAP**

#### DOUBLE CAFE EDGE COLOR CHOICE

- Apple **A**
- Burgundy **D**
- Charcoal **R**
- Forest Green **F**
- Mocha **T**
- Persian Blue **J**
- Red **L**
- Black **B**
- Cerulean **S**
- Chocolate **Q**
- Fuchsia **G**
- Navy **I**
- Platinum **P**
- Yellow **N**
- Blueberry **C**
- Champagne **O**
- Clementine **E**
- Mint **H**
- Orange **U**
- Purple **K**

View all finish options on page 274.

Note: The tables on these pages are oversized and leave factory with extra packaging.

Provide unique spaces with furniture that allows students to share their ideas.



#### 48x60 Multimedia Meeting Table

Model 01531 top shown in Pewter Mesh with Apple edge, with (2) 29" h Circular (01451) Bases in Platinum, with optional 017097 Flat Surface Power Modules and optional 17354 Monitor Mount.

### Double Base Meeting Tables

Designed to accommodate four to six people, these tables with sleek contemporary looks can be used for small group work, distance learning or admin areas. They also offer the option of integrated power and USB connectivity, conveniently located on the work surfaces. Order them in 13 standard laminate colors, 21 edge colors, and Black or Platinum bases.

Classroom  
Commons  
Teacher Lounge



**Oval Meeting Table**  
Top model 01527 shown with 42" h Circular Bases in Black and with optional 017097 Flat Surface Power Modules.



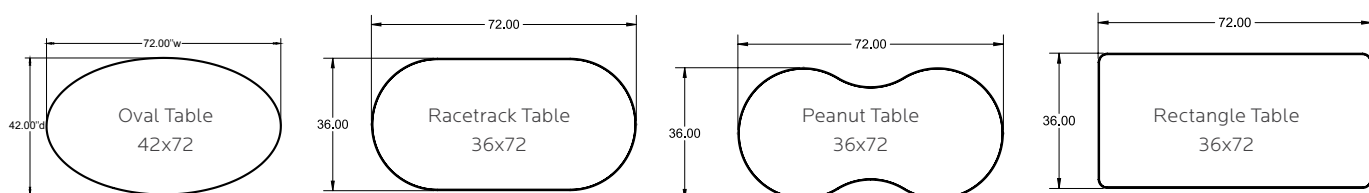
**Racetrack Meeting Table**  
Top model 01522 shown with 36" h Circular Bases in Black.



**Peanut Meeting Table**  
Top model 01520 shown with 36" h Circular Bases in Platinum.



**Rectangle Meeting Table**  
Top model 01524 shown with 29" h Circular Bases in Platinum.



Choose (1) a top, (2) then choose from five heights: 42" Standing Height, 40" Working Height, 36" K-8 Standing Height, 29" Sitting Height or 16" Coffee Height. Next, choose from Circular or Crisscross styles. 42", 40" and 36" Standing Height models offer Backpack hooks, standard. (3) Choose optional power for the top, power cord runs out bottom of base. 1 1/4" thick top available in all standard finishes. Bases available in Platinum or Black. Double Cafe tables use two bases.

### 1) Double Café Top—Choose Table Top

MODEL	DESCRIPTION	D"	W"	H"	F.C.	CUBE	WT.	UPS	2017 LIST
<b>Double Column Café Table Tops</b>									
01520	Peanut top only	36	72	CHOOSE BASE	70	5.3	70	\$	249.00
01524	Rectangle top only	36	72	CHOOSE BASE	70	5.3	84	\$	249.00
01527	Oval top only	42	72	CHOOSE BASE	70	4.0	77	\$	299.00
01522	Racetrack top only	36	72	CHOOSE BASE	70	5.3	75	\$	249.00
01531	48"dx60"w Multimedia top only	48	60	CHOOSE BASE	70	4.0	85	\$	299.00
01555	42"dx72"w Multimedia top only	42	72	CHOOSE BASE	70	6.1	92	\$	299.00

### 2) Café Base—Order Two Bases

Specify two bases per top, below pricing is for one base.

MODEL	DESCRIPTION	D"	W"	H"	F.C.	CUBE	WT.	UPS	2017 LIST
<b>Circular Bases</b>									
01450	24"dia. Circular Base	24"dia.		16	70	5.5	38	*	\$ 280.00
01451	24"dia. Circular Base	24"dia.		29	70	6.75	39	*	\$ 290.00
01452	24"dia. Circular Base	24"dia.		36	70	8.5	42	*	\$ 300.00
01466	24"dia. Circular Base	24"dia.		40	70	9.5	21.5	*	\$ 305.00
01453	24"dia. Circular Base	24"dia.		42	70	10.0	45	*	\$ 310.00
<b>Crisscross Bases</b>									
01458	24"dia. Crisscross Base	24"dia.		16	70	5.5	16	*	\$ 240.00
01459	24"dia. Crisscross Base	24"dia.		29	70	6.75	17	*	\$ 250.00
01460	24"dia. Crisscross Base	24"dia.		36	70	8.5	20	*	\$ 260.00
01468	24"dia. Crisscross Base	24"dia.		40	70	9.5	22	*	\$ 265.00
01461	24"dia. Crisscross Base	24"dia.		42	70	10.0	23	*	\$ 270.00

### 3) Café Power—Choose Surface Power



MODEL	DESCRIPTION	F.C.	CUBE	WT.	UPS	2017 LIST
017097	Flat Surface Power Module	2 Power	70	.25	5	\$ 175.00
017098	Flat Surface Power Module	1 Power / 1 Twin USB	70	.25	5	\$ 260.00
017079	Soft Touch Dome	2 Power / 1 Twin USB	70	.25	5	\$ 245.00
017078	Soft Touch Dome	3 Power	70	.25	5	\$ 160.00



24" Circular Base



24" Crisscross Base

### Base Color Options

Crisscross and Circular bases are available in Platinum and Black. Both base options come with an extra durable coating that protects the integrity of the powdercoat finish over time.

● Platinum ● Black



At home throughout the school,  
featuring great ergonomics and stability.

ACROBAT



Crescent Workstation



Student Workstation



Instructor Desk



Corner Workstation



Bullet Workstation



Contour Workstation

### Unique design integrates functionalities.

- Cantilever design moves legs out of the way and allows great ingress and egress.
- Integrated modesty panel with integral cable management system.
- Can be used in the classroom, computer lab, commons or administrative area.



### Unbeatable construction.

- The T-Mold edge band is stapled every six inches to provide superior fastening power.
- The work surfaces are high-pressure laminate that stand up to heavy use.

### Dependability.

- Lifetime warranty on the frame and legs, 12-year warranty on table and desktops.



### Add more functionality with options.

- Casters add mobility.
- Drawer Pedestal and pull-out Knee Drawer add storage.
- Detachable Planner™ Conference Table converts the desk into a peninsula for small conferences.



### Healthy construction.

- UL Greenguard Gold certified.











In this commons, Acrobat Crescent tables provide versatile work spaces while defining the boundary between social and collaborative learning zones.

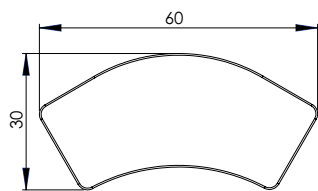


### Acrobat Crescent Workstation

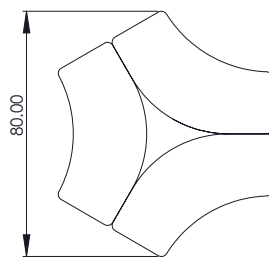
This versatile table is great for working individually or for in groups of two or more. A group of three can cluster around an I-O Post™ for shared connectivity and individual or group computer work. It features a generous workspace, maximum stability, great ingress/egress, and an integrated modesty panel and wire manager. Choose from 13 standard laminate colors, 20 standard edge colors and two frame colors.

Shown in non-standard Grey Mesh top with Cerulean Blue edge and Platinum frame. Shown with optional I-O Post, Model 17090.

MODEL	DESCRIPTION	D"	W"	H"	F.C.	CUBE	WT.	UPS	2017 LIST
26550	Acrobat Crescent Workstation	30	60	24-36	70	6.5	125		\$ 925.00
26551	Acrobat Crescent Workstation	30	72	24-36	70	7.5	140		\$ 1,040.00
<b>Optional Casters</b>									
17574	4" Dual-Wheel Caster Pack							Set of 5, 2 locking	4" dia. 4 70 0.2 5 \$ 134.00



Model 26550  
Top Down View



Model 26550  
Cluster of three Acrobat  
Crescent Tables



**Acrobat Crescent Table, Model 26550**  
Shown in non-standard Grey Mesh top  
with Cerulean edge and Platinum frame.



**Team Crescent Pod:** Six Acrobat Crescent Tables, Model 26550  
Shown in non-standard Golden Oak top with Cerulean edge and Platinum frame.  
Shown with optional Flavors Stack Chairs, Model 11849 in Cerulean Blue.



**Team Crescent Pod:** Three Acrobat Crescent Tables, Model 26550  
with three UXL Table 3/4 Round End Cap, Model UL48RC\_PLTFL.  
Shown in non-standard Golden Oak top with Cerulean edge and  
Platinum frame. Shown with optional Flavors Stack Chairs,  
Model 11849 in Cerulean Blue and optional Mini Power Module,  
Model 017091 SLV.



### UXL Table 3/4 Round End Cap (for use with Acrobat Crescent)

See pg. 107 for leg set options. Choose from 13 standard laminate colors, 20 standard edge colors and Platinum (PLT) frame.

**Model UL48RCGOKSPLTFC**  
Optional fixed-height leg with Caster (FC).

- Desktop is 1 1/4" thick high-pressure laminate surface with Bumper T-Mold to match edge detail of Acrobat Crescent Desks, Model 26550 and Model 26551.

MODEL	DESCRIPTION	D"	W"	H"	F.C.	CUBE	WT.	UPS	2017 LIST
UL48RC_PLTFL	UXL 3/4 Round End Cap*	48" dia.							\$ 496.00

\*For use with Acrobat Crescent Tables only.





In this commons, Acrobat Workstations create an engaging office-like computer setting.



**Model 26280.** Shown in non-standard Blond Echo top with Charcoal edge and Platinum frame. Shown with optional Intuit™ Stack Chair, Model 00561.



**Model 26413.** Shown in Grey Nebula top with Blueberry edge and Black frame. Shown with optional CPU Holder, Model 17213, optional casters, Model 17554.

Order an optional Flat Panel Monitor Mount, Model 17350.



**Model 26383.** Shown in Grey Nebula top with Red edge and Platinum frame. Shown with optional UXL® Nest & Fold Chairs, see page 54 to order.



**Model 26285.** Shown in Pewter Mesh top with Persian Blue edge and Platinum frame. Shown with optional Flavors® seating in Persian Blue.

### Acrobat Workstation

Combining maximum stability, a generous workspace and great ingress/egress, the Acrobat Single-Student, Two-Student and Three-Student Rectangle Workstations also offers an integrated modesty panel and wire manager. Choose from 13 standard laminate colors, 20 standard edge colors and two frame colors.

- Cable tray and port holes in the modesty panel keep wires neatly organized.
- Strong 10" deep double-wall legs are 18-gauge steel with radius corners.
- The base is 16-gauge steel, color matched to the legs, featuring lock-in-place end caps and adjustable leveling glides.

MODEL	DESCRIPTION		D"	W"	H"	F.C.	CUBE	WT.	UPS	2017 LIST
<b>20" Deep Rectangle Models</b>										
26280	Acrobat Workstation	Single-Student	20	30	24-36	70	2.6	77	*	\$ 541.00
26281	Acrobat Workstation	Single-Student	20	36	24-36	70	3.1	83	*	\$ 575.00
26282	Acrobat Workstation	Single-Student	20	48	24-36	70	4.1	95	*	\$ 627.00
26283	Acrobat Workstation	Two-Student	20	60	24-36	70	4.2	108	*	\$ 692.00
26284	Acrobat Workstation	Two-Student	20	72	24-36	70	5.1	116	*	\$ 757.00
26285	Acrobat Workstation	Three-Student	20	90	24-36	70	6.4	130	*	\$ 827.00
<b>24" Deep Rectangle Models</b>										
26383	Acrobat Workstation	Single-Student	24	30	24-36	70	3.1	82	*	\$ 595.00
26393	Acrobat Workstation	Single-Student	24	36	24-36	70	3.4	88	*	\$ 633.00
26403	Acrobat Workstation	Single-Student	24	48	24-36	70	4.3	100	*	\$ 690.00
26413	Acrobat Workstation	Two-Student	24	60	24-36	70	5.1	113	*	\$ 762.00
26380	Acrobat Workstation	Two-Student	24	72	24-36	70	6.1	121	*	\$ 833.00
26390	Acrobat Workstation	Three-Student	24	90	24-36	70	7.7	143	*	\$ 906.00
<b>30" Deep Rectangle Models</b>										
26423	Acrobat Workstation	Single-Student	30	30	24-36	70	3.6	88	*	\$ 644.00
26433	Acrobat Workstation	Single-Student	30	36	24-36	70	4.2	95	*	\$ 680.00
26443	Acrobat Workstation	Single-Student	30	48	24-36	70	5.2	110	*	\$ 747.00
26453	Acrobat Workstation	Two-Student	30	60	24-36	70	6.3	125	*	\$ 822.00
26526	Acrobat Workstation	Two-Student	30	72	24-36	70	7.3	140	*	\$ 917.00

FOR IN-DEPTH INFORMATION SEE SPEC SHEETS ON SMITHSYSTEM.COM

**Acrobat Desks Have Top and Edge Choices**

**1 1/4" Tops**

**CHOICE 1** 3/8" Bumper T-Mold  
no letter to follow Model No.

**CHOICE 2** 4mm T-Mold  
D to follow Model No.

**Make it mobile with casters**

Two available in Acrobat  
Model 17576 (3") \$ 76 List  
Model 17554 (4") \$ 107 List

**AddPower**  
SEE PAGE 272 FOR ORDER INFO

**ACROBAT WORKSTATION LAMINATE COLOR CHOICE**

- Asian Night
- Pewter Mesh
- High Rise
- Palisades Oak
- Mission Maple
- Wild Cherry
- Grey Nebula
- Boardwalk Oak
- Classic Linen
- Buka Bark
- Flax Linen
- New Age Oak
- Fusion Maple

**FRAME COLOR CHOICE**

- Black
- Platinum

**ACROBAT WORKSTATION EDGE COLOR CHOICE**

- Apple
- Burgundy
- Charcoal
- Forest Green
- Mocha
- Persian Blue
- Red
- Black
- Cerulean
- Chocolate
- Fuchsia
- Navy
- Platinum
- Yellow
- Blueberry
- Champagne
- Clementine
- Mint
- Orange
- Purple

View all finish options on page 274.





Acrobat Corner workstations are perfect for creating admin and office-like environments.



Shown in Asian Night top with Orange edge and Black frame.

### Acrobat Corner Workstation

Optimizes floor space while combining maximum stability, generous workspace and great ingress/egress. The Acrobat Corner Workstation also offers integrated modesty panels and a Wire Manager. Choose from 13 standard laminate colors, 20 standard edge colors and two frame colors.

- Cable tray and port holes in the modesty panel keep wires neatly organized.
- Strong 10" deep double-wall legs are 18-gauge steel with radius corners.
- The base is 16-gauge steel, color matched to the legs, featuring lock-in-place end caps and adjustable leveling glides.

MODEL	DESCRIPTION	D"	W"	H"	F.C.	CUBE	WT.	UPS	2017 LIST
<b>Acrobat Corner Workstation</b>									
26492	Acrobat Corner Workstation	30	48	24-36	70	7.0	148		\$ 936.00
26493	Acrobat Corner Workstation	24	42	24-36	70	5.5	127		\$ 875.00
26494	Acrobat Corner Workstation	24	36	24-36	70	4.5	106		\$ 789.00
<b>Acrobat Corner Riser Shelf</b>									
17469	For 48" w Corner Workstation	12	48	12	70	2.8	67		\$ 558.00
17603	For 42" w Corner Workstation	12	42	12	70	2.5	59		\$ 516.00
17601	For 36" w Corner Workstation	12	36	12	70	2.1	49	*	\$ 475.00



Acrobat Tech Lab. Shown in non-standard Tan Echo with Charcoal edge and Black frame. Shown with optional Partition Walls, Model 17322 and optional Flavors® seating in Charcoal.



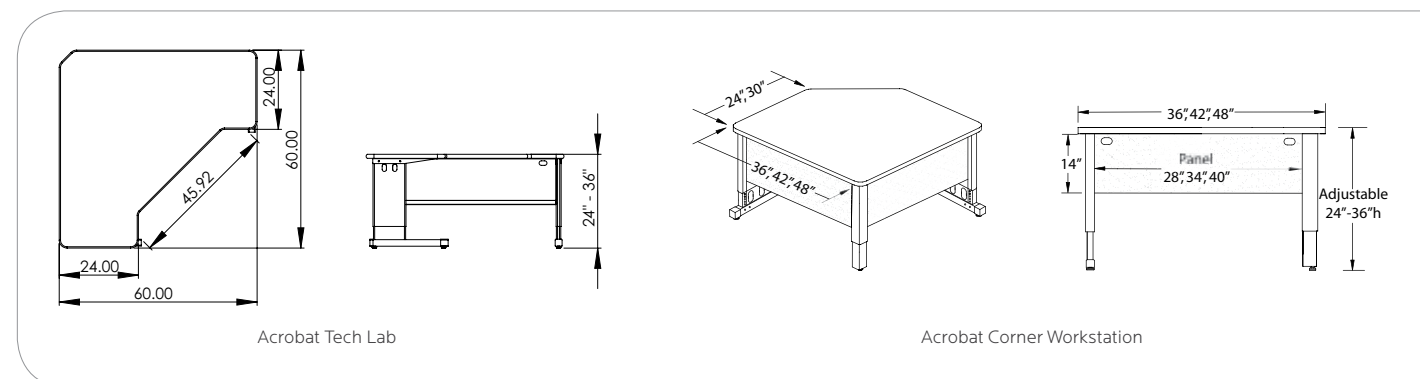
See page 116 for Partition Wall Accessories.

### Acrobat Tech Lab

Optimizes floor space while combining maximum stability, generous workspace and great ingress/egress. The Acrobat Tech Lab also offers integrated modesty panels and a Wire Manager. Choose from 13 standard laminate colors, 20 standard edge colors and two frame colors.

- Cable tray and port holes in the modesty panel keep wires neatly organized.
- Strong 10" deep double-wall legs are 18-gauge steel with radius corners.
- The base is 16-gauge steel, color matched to the legs, featuring lock-in-place end caps and adjustable leveling glides.

MODEL	DESCRIPTION	D"	W"	H"	F.C.	CUBE	WT.	UPS	2017 LIST
<b>Acrobat Tech Lab</b>									
26498	Acrobat Tech Lab Center	24	60	24-36	70	9.8	173		\$ 1,131.00
<b>Acrobat Tech Lab Corner Riser Shelf</b>									
17605	Acrobat Tech Lab Corner Riser Shelf	12	60	12	70	3.5	86		\$ 667.00



See more Teacher Desk options on pages 252-265.



**Acrobat Rectangle Instructor Desk, Model 26453**  
Shown in Asian Night top with Purple edge and Platinum frame. Shown with optional Casters, Model 17554 \$ 107.00; optional Intuit™ Adjustable Chair, Model 00531 \$ 333.00 and optional Flat Panel Mount, Model 17353 \$ 199.00



**Acrobat Peninsula Instructor Desk, Model 26233**  
Shown in Buka Bark top with Charcoal edge and Black frame. Shown with optional Mobile Drawer Pedestal Model 19173.

Acrobat Instructor Desks are height adjustable, perfect for standing or use with a stool.

Shown (right) 39" h with 17574 casters.

**Acrobat Crescent Instructor Desk, Model 26551**  
Shown in New Age Oak top with Orange edge and Black frame. Shown with optional power, Model 017091SLV.



**Acrobat Bullet Workstation, Model 26516**  
Shown with optional casters, Model 17554 \$ 107.00 and optional Intuit Adjustable Chair, Model 00531 \$ 333.00. Shown Grey Nebula laminate, Navy Edge, Black Frame.



**Acrobat Contour Instructor Desk, Model 26223**  
Shown with optional Deluxe Tabletop Lectern Model 04619 \$ 197.00. Shown with optional Mobile Drawer Pedestal Model 19173 \$ 355.00

### Acrobat Instructor Desk

Combining maximum stability, generous workspaces and great ingress/egress, the Acrobat Rectangle Instructor Desk also offers an integrated modesty panel and Wire Manager. Choose from 13 standard laminate colors, 20 standard edge colors and two frame colors.

- Cable tray and port holes in the modesty panel keep wires neatly organized.
- Strong 10" deep double-wall legs are 18-gauge steel with radius corners.
- The base is 16-gauge steel, color matched to the legs, featuring lock-in-place end caps and adjustable leveling glides.

MODEL	DESCRIPTION	D"	W"	H"	F.C.	CUBE	WT.	UPS	2017 LIST
<b>Rectangle Instructor Desks</b>									
26443	Rectangle Instructor Desk	30	48	24-36	70	5.2	110		\$ 747.00
26453	Rectangle Instructor Desk	30	60	24-36	70	6.3	125		\$ 822.00
26526	Rectangle Instructor Desk	30	72	24-36	70	7.3	140		\$ 917.00
26528	Rectangle Instructor Desk w/Box/Box/File Ped	30	60	24-36	85	10.7	191		\$ 1,177.00
<b>Peninsula Instructor Desks</b>									
26213	Peninsula Instructor Desk	36	72	24-36	70	7.8	151		\$ 978.00
26233	Peninsula Instructor Desk	36	60	24-36	70	6.5	135		\$ 878.00
<b>Bullet Instructor Desks</b>									
26515	Bullet Workstation	24	45	24-36	70	4.8	92	*	\$ 712.00
26512	Bullet Workstation	30	45	24-36	70	5.0	99	*	\$ 762.00
26516	Bullet Workstation	30	60	24-36	70	6.3	115		\$ 840.00
26522	Bullet Workstation	30	72	24-36	70	7.3	129		\$ 932.00
26536	Bullet Instructor Desk w/Box/Box/File Ped & Lectern	30	60	24-36	85	14.0	202		\$ 1,392.00
26538	Bullet Instructor Desk w/Box/Box/File Ped & Lectern	30	72	24-36	85	15.0	215		\$ 1,484.00
<b>Contour Instructor Desks</b>									
26203	Contour Instructor Desk	36	72	24-36	70	7.8	155		\$ 982.00
26223	Contour Instructor Desk	36	60	24-36	70	6.5	139		\$ 882.00
<b>Crescent Instructor Desks</b>									
26550	Acrobat Crescent Table	30	60	24-36	70	6.5	125		\$ 925.00
26551	Acrobat Crescent Table	30	72	24-36	70	7.5	140		\$ 1,040.00

**Acrobat Desks Have Top and Edge Choices**

**1 1/4" Tops**

**CHOICE 1** - 1 1/4" top with Bumper T-Mold no letter to follow Model No.

**CHOICE 2** - 1 1/4" top with 4mm T-Mold to follow Model No.

**Make it mobile with casters**

Model 17576 (3") \$ 76 List  
Model 17554 (4") \$ 107 List

**AddPower**  
SEE PAGE 272 FOR ORDER INFO

**ACROBAT DESK LAMINATE COLOR CHOICE**

Asian Night, Pewter Mesh, High Rise, Palisades Oak, Mission Maple, Wild Cherry, Grey Nebula, Boardwalk Oak, Classic Linen, Buka Bark, Flax Linen, New Age Oak, Fusion Maple

**FRAME COLOR CHOICE**

Black, Platinum

**ACROBAT DESK EDGE COLOR CHOICE**

Apple, Burgundy, Charcoal, Forest Green, Mocha, Persian Blue, Red, Black, Cerulean, Chocolate, Fuchsia, Navy, Platinum, Yellow, Blueberry, Champagne, Clementine, Mint, Orange, Purple

View all finish options on page 274.





**Create a Peninsula Instructor Desk**  
Start with the Acrobat Rectangle Desk\* and add the Planner™ Conference Table, Model 26000.

\*Be sure to order casters (Model 17576) for your Acrobat Instructor rectangle desk to create Peninsula Instructor Desk.

### Planner™ Conference Table

This mobile, versatile table nests with an Acrobat Rectangle Desk (30"d) to create a peninsula desk for small conferences. When detached, the teacher can be situated in the notch to present lessons to groups of up to three students.

MODEL	DESCRIPTION	D"	W"	H"	F.C.	CUBE	WT.	UPS	2017 LIST
26000	Planner Conference Table w/casters	48"dia.		27-31	70		94		\$ 733.00

*Model 26000 comes standard with casters, Model 17553.*



Platinum

### Mobile Drawer Pedestal

Steel construction, drawers lock and have an interlock system that prevents accidental tipping caused by more than one drawer opening at a time. Full extension ball bearing slides allow full access to drawer contents. Black or Platinum. With 2" dual-wheel casters.

MODEL	DESCRIPTION	D"	W"	H"	F.C.	CUBE	WT.	UPS	2017 LIST
19172	Mobile Drawer Pedestal File/File	22	15.5	27.5	100	5.7	50		\$ 359.00
19173	Mobile Drawer Pedestal Box/Box/File	22	15.5	25.5	100	5.7	50		\$ 355.00



### Riser Shelf

For Planner™, Flexline™, ADA and Acrobat™ Desks.

1 1/4" thick top with bumper edge. Adjusts from 7.5" to 12".

MODEL	DESCRIPTION	D"	W"	H"	F.C.	CUBE	WT.	UPS	2017 LIST
17645	24"w Riser Shelf	12	24	7.5-12	70	1.0	31	*	\$ 207.00
17646	30"w Riser Shelf	12	30	7.5-12	70	1.2	34	*	\$ 233.00
17647	36"w Riser Shelf	12	36	7.5-12	70	1.5	39	*	\$ 257.00
17648	48"w Riser Shelf	12	48	7.5-12	70	2.0	50	*	\$ 306.00
17649	60"w Riser Shelf	12	60	7.5-12	70	2.4	56	*	\$ 351.00
17657	72"w Riser Shelf	12	72	7.5-12	70	2.8	78		\$ 494.00
17659	84"w Riser Shelf	12	84	7.5-12	70	3.2	99		\$ 628.00

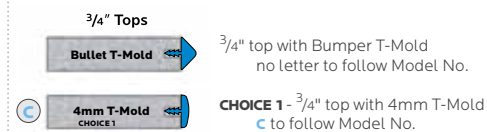


### Deluxe Tabletop Lectern

High-pressure laminate top with retainer and large storage area for reference materials.

**Top:** Choose from our 13 laminate colors.  
**Edge:** Choose from our 20 edge colors.  
**Base:** Choose Black or Platinum.

#### Lecterns Have Top and Edge Choices



MODEL	DESCRIPTION	D"	W"	H"	F.C.	CUBE	WT.	UPS	2017 LIST
04619	Deluxe Tabletop Lectern	20	18	13	125	3.0	21		\$ 197.00



### Adjustable Keyboard Shelf

Features 6" height adjustment with 10° tilt and 180° swivel with easy single control. 11"d x 28"w steel tray has padded palm rest.

MODEL	DESCRIPTION	D"	W"	H"	F.C.	CUBE	WT.	UPS	2017 LIST
17620	Pull-out Keyboard Adjustable Height	17	28	6	70	1.3	20	*	\$ 270.00
17622	Pull-out Keyboard Adjustable Height	17	20	6	70		20	*	\$ 265.00



### CPU Holder

Heavy steel plate mounts under work surface. Black steel tube frame with locks to hold tower in place.

MODEL	DESCRIPTION	D"	W"	H"	F.C.	CUBE	WT.	UPS	2017 LIST
Optional Accessories									
17213	CPU Holder	14 - 18.5	8.5 - 11.6	16.75 - 21.25	70	0.5	12	*	\$ 159.00
	• PC Dimensions	9.75 - 17.5	5.4 - .6	15.25 - .75					
17217	CPU Holder	14 - 18.75	8.5 - 9.2	13 - 17.25	70	0.5	10	*	\$ 149.00
	• PC Dimensions	9.5 - 17.4	3 - 7.25	9.4 - 13.5					



### Casters

Dual-wheel casters roll easily, providing excellent mobility for desks. Use 2 for wheelbarrow style mobility (Model 17576 only).

MODEL	DESCRIPTION	D"	W"	H"	F.C.	CUBE	WT.	UPS	2017 LIST
17576	3" Dual-Wheel Caster Pack Set of 4, 4 locking	3" dia			70	0.1	5	*	\$ 76.00
17554	4" Dual-Wheel Caster Pack Set of 4, 2 locking	4"dia.		4	70	0.2	5	*	\$ 107.00

*Note: Planner Conference Table, Model 26000, comes standard with casters, Model 17553 and matches up with Model 17576 casters only.*



### Pull-Out Knee Drawer

Store your essentials out of sight with this pull-out drawer for Acrobat Desks. Black molded drawer mounts under work surface. Molded pencil area 18"d. Drawer height 1.875"h. Inside width 20.5".

MODEL	DESCRIPTION	D"	W"	H"	F.C.	CUBE	WT.	UPS	2017 LIST
17342	Center Drawer for Acrobat	18	23	1.875	70	0.5	5	*	\$ 69.00



Model 17081



Model 17084



Model 17107

AddPower  
SEE PAGE 272 FOR ORDER INFO

MODEL	DESCRIPTION	D"	W"	H"	F.C.	CUBE	WT.	UPS	2017 LIST
17081	6 Outlet Electric Strip w/Surge, 4' Cord	3	3	12	70	0.1	4	*	\$ 65.00
17084	10 Outlet Electric Strip w/Surge, 15' Cord	3	8	12	70	0.1	5	*	\$ 152.00
17107	4 Plug Power Outlet, 15' Cord	2.8	6.6	3.3	70	0.01	4	*	\$ 375.00




The love of learning is born here.

# PRE-K

For every student, the first days are the most important. Creating the kind of environment that welcomes the student, stimulates learning and facilitates the teacher's lessons is made easy with choices from the Smith System portfolio. Moreover, our early childhood and kindergarten furniture is made to fit kids in the Pre-K age group.



Blueberry



Clementine



Mint

Calming colors, like the ones in this classroom, help engage young learners and keep them on task.



## Flavors® Stack Chair

Proportioned to fit students in an active pre-k classroom.

SEE PAGE 23



## Cascade™ Cubby Storage

Mobile storage that combines accessibility and organization.

SEE PAGE 246



## Interchange™ 3-2-1 Desks™

They allow students to work individually, in pairs and in groups up to six.

SEE PAGE 76



## Arc™ Desks

Flexibility and great ergonomics make them an asset in any classroom.

SEE PAGE 146



## Low Range Insert

Model 77159—Interchange Low Range Inserts adjust from 17-21" h. These inserts are perfect for use in early childhood environments. Pair with popular items like the 3-2-1 desk and 12" Flavors chair. \$ 55.00 List





### Standard Activity Table

This classroom standby is sturdy, stable and has graceful, yet strong legs. Models available to serve all levels of students from Pre-K through Adult. Choose from 13 standard laminate colors, 20 standard edge colors and eight leg colors.

- Strong, 18-gauge steel upper leg is 1 1/8" in diameter, protected with a durable powder coat surface.
- Sturdy 1 1/4" desktop with a high-pressure laminate surface above and durable backing sheet below.
- 3/8" thick bumper edge stapled in place every six inches.
- Rugged, 16-gauge steel lower leg is 1" in diameter, chrome plated for protection.



**30"d x 72" w Rectangle Activity Table, Model 01044**  
Shown in New Age Oak top with Persian Blue edge and Platinum legs.



**36"d x 36"w Square Activity Table, Model 01073**  
Shown in Fusion Maple top with Mocha edge and Platinum legs.



**30"d x 60"w Trapezoid Activity Table, Model 01134**  
Shown in non-standard Classic Linen top with Cerulean edge and Platinum legs.



**48" diameter Round Activity Table, Model 01104**  
Shown in Mission Maple top with Black edge and Platinum legs.

**ACTIVITY TABLE LAMINATE COLOR CHOICE**

- Asian Night
- Pewter Mesh
- High Rise
- Palisades Oak
- Mission Maple
- Wild Cherry
- Grey Nebula
- Boardwalk Oak
- Classic Linen
- Buka Bark
- Flax Linen
- New Age Oak
- Fusion Maple

**ACTIVITY TABLE LEG COLOR CHOICE**

- Black
- Navy
- Platinum
- Red
- Forest Green
- Persian Blue
- Purple
- Yellow

**ACTIVITY TABLE EDGE COLOR CHOICE**

- Apple
- Burgundy
- Charcoal
- Forest Green
- Mocha
- Persian Blue
- Red
- Black
- Cerulean
- Chocolate
- Fuchsia
- Navy
- Platinum
- Yellow
- Blueberry
- Champagne
- Clementine
- Mint
- Orange
- Purple

View all finish options on page 274.

### Standard Activity Table

#### RECTANGLE

MODEL	DESCRIPTION		D"	W"	H"	F.C.	CUBE	WT.	UPS	2017 LIST
<b>24" Deep Models</b>										
01003	Rectangle Activity Table	21" - 30" Adj. Height	24	36	21-30	70	1.4	42	*	\$ 237.00
01004	Rectangle Activity Table	15" - 24" Adj. Height	24	36	15-24	70	1.3	42	*	\$ 237.00
01005	Rectangle Activity Table	11" - 16" Adj. Height	24	36	11-16	70	1.3	41	*	\$ 237.00
01013	Rectangle Activity Table	21" - 30" Adj. Height	24	48	21-30	70	1.6	52	*	\$ 256.00
01014	Rectangle Activity Table	15" - 24" Adj. Height	24	48	15-24	70	1.5	52	*	\$ 256.00
01015	Rectangle Activity Table	11" - 16" Adj. Height	24	48	11-16	70	1.5	51	*	\$ 256.00
01913	Rectangle Activity Table	21" - 30" Adj. Height	24	60	21-30	70	1.9	62	*	\$ 268.00
01914	Rectangle Activity Table	15" - 24" Adj. Height	24	60	15-24	70	1.8	62		\$ 268.00
01915	Rectangle Activity Table	11" - 16" Adj. Height	24	60	11-16	70	1.8	61		\$ 268.00
<b>30" Deep Models</b>										
01023	Rectangle Activity Table	21" - 30" Adj. Height	30	48	21-30	70	1.9	62	*	\$ 268.00
01024	Rectangle Activity Table	15" - 24" Adj. Height	30	48	15-24	70	1.8	62	*	\$ 268.00
01025	Rectangle Activity Table	11" - 16" Adj. Height	30	48	11-16	70	1.8	61	*	\$ 268.00
01033	Rectangle Activity Table	21" - 30" Adj. Height	30	60	21-30	70	2.3	75		\$ 291.00
01034	Rectangle Activity Table	15" - 24" Adj. Height	30	60	15-24	70	2.2	75		\$ 291.00
01035	Rectangle Activity Table	11" - 16" Adj. Height	30	60	11-16	70	2.2	74		\$ 291.00
01043	Rectangle Activity Table	21" - 30" Adj. Height	30	72	21-30	70	2.6	94		\$ 340.00
01044	Rectangle Activity Table	15" - 24" Adj. Height	30	72	15-24	70	2.5	94		\$ 340.00
01045	Rectangle Activity Table	11" - 16" Adj. Height	30	72	11-16	70	2.5	93		\$ 340.00

#### SQUARE

MODEL	DESCRIPTION		D"	W"	H"	F.C.	CUBE	WT.	UPS	2017 LIST
<b>36" Deep Models</b>										
01073	Square Activity Table	21" - 30" Adj. Height	36	36	21-30	70	1.9	57	*	\$ 268.00
01074	Square Activity Table	15" - 24" Adj. Height	36	36	15-24	70	1.8	57	*	\$ 268.00
01075	Square Activity Table	11" - 16" Adj. Height	36	36	11-16	70	1.8	56	*	\$ 268.00
<b>48" Deep Models</b>										
01083	Square Activity Table	21" - 30" Adj. Height	48	48	21-30	70	2.6	92	*	\$ 345.00
01084	Square Activity Table	15" - 24" Adj. Height	48	48	15-24	70	2.5	92	*	\$ 345.00
01085	Square Activity Table	11" - 16" Adj. Height	48	48	11-16	70	2.5	91	*	\$ 345.00

#### TRAPEZOID

MODEL	DESCRIPTION		D"	W"	H"	F.C.	CUBE	WT.	UPS	2017 LIST
01133	30x60 Trapezoid Activity Table	21" - 30" Adj. Height	30	60	21-30	70	2.3	57	*	\$ 300.00
01134	30x60 Trapezoid Activity Table	15" - 24" Adj. Height	30	60	15-24	70	2.2	57	*	\$ 300.00
01135	30x60 Trapezoid Activity Table	11" - 16" Adj. Height	30	60	11-16	70	2.2	56	*	\$ 300.00

### Standard Activity Table

#### ROUND

MODEL	DESCRIPTION	D"	W"	H"	F.C.	CUBE	WT.	UPS	2017 LIST
<b>42" Diameter Models</b>									
01093	Round Activity Table	21" - 30" Adj. Height	42"dia.	21-30	70	2.3	60		\$ 314.00
01094	Round Activity Table	15" - 24" Adj. Height	42"dia.	15-24	70	2.2	60		\$ 314.00
01095	Round Activity Table	11" - 16" Adj. Height	42"dia.	11-16	70	2.2	59		\$ 314.00
<b>48" Diameter Models</b>									
01103	Round Activity Table	21" - 30" Adj. Height	48"dia.	21-30	70	2.6	75		\$ 345.00
01104	Round Activity Table	15" - 24" Adj. Height	48"dia.	15-24	70	2.5	75		\$ 345.00
01105	Round Activity Table	11" - 16" Adj. Height	48"dia.	11-16	70	2.5	74		\$ 345.00
<b>60" Diameter Models</b>									
01883	Round Activity Table	21" - 30" Adj. Height	60"dia.	21-30	70	3.9	112		\$ 556.00
01884	Round Activity Table	15" - 24" Adj. Height	60"dia.	15-24	70	3.8	112		\$ 556.00
01885	Round Activity Table	11" - 16" Adj. Height	60"dia.	11-16	70	3.8	112		\$ 556.00

#### KIDNEY

01143	Kidney Activity Table	21" - 30" Adj. Height	48	72	21-30	70	3.8	116	\$ 493.00
01144	Kidney Activity Table	15" - 24" Adj. Height	48	72	15-24	70	3.7	116	\$ 493.00
01145	Kidney Activity Table	11" - 16" Adj. Height	48	72	11-16	70	3.7	115	\$ 493.00

#### HALF MOON

01153	Half Moon Activity Table	21" - 30" Adj. Height	36	72	21-30	70	3.7	90	\$ 412.00
01154	Half Moon Activity Table	15" - 24" Adj. Height	36	72	15-24	70	3.6	90	\$ 412.00
01155	Half Moon Activity Table	11" - 16" Adj. Height	36	72	11-16	70	3.6	89	\$ 412.00

#### HORSESHOE

01933	Horseshoe Activity Table	21" - 30" Adj. Height	60	66	21-30	70	4.2	130	\$ 775.00
01934	Horseshoe Activity Table	15" - 24" Adj. Height	60	66	15-24	70	4.1	130	\$ 775.00
01935	Horseshoe Activity Table	11" - 16" Adj. Height	60	66	11-16	70	4.1	129	\$ 775.00

#### CLOVER

01203	Clover Activity Table	21" - 30" Adj. Height	48"dia.	21-30	70	2.6	70		\$ 338.00
01204	Clover Activity Table	15" - 24" Adj. Height	48"dia.	15-24	70	2.5	70		\$ 338.00
01205	Clover Activity Table	11" - 16" Adj. Height	48"dia.	11-16	70	2.5	70		\$ 338.00

#### FLOWER

01213	Flower Activity Table	21" - 30" Adj. Height	60"dia.	21-30	70	3.9	104		\$ 545.00
01214	Flower Activity Table	15" - 24" Adj. Height	60"dia.	15-24	70	3.8	104		\$ 545.00
01215	Flower Activity Table	11" - 16" Adj. Height	60"dia.	11-16	70	3.8	104		\$ 545.00

#### LEG SETS FOR ACTIVITY TABLE

01180	Grades 3-12	21" - 30" Adj. Height		21-30	70	0.6	10	*	\$ 102.00
01181	Grades K-2	15" - 24" Adj. Height		15-24	70	0.5	10	*	\$ 102.00
01184	Grades PRE-K/Toddlers	11" - 16" Adj. Height		11-16	70	0.5	9	*	\$ 102.00

#### Activity Tables Have Top and Edge Choices



**CHOICE 1** - 1 1/4" top with Bumper T-Mold no letter to follow Model No.



**CHOICE 2** - 1 1/4" top with 4mm T-Mold D to follow Model No.

### Standard Activity Table

This classroom standby is sturdy, stable and has graceful, yet strong legs. Models available to serve all levels of students from Pre-K through Adult. Choose from 13 standard laminate colors, 20 standard edge colors and eight leg colors.

- Strong, 18-gauge steel upper leg is 1 1/8" in diameter, protected with a durable powder coat surface.
- Sturdy 1 1/4" desktop with a high-pressure laminate surface above and durable backing sheet below.
- 3/8" thick bumper edge stapled in place every six inches.
- Rugged, 16-gauge steel lower leg is 1" in diameter, chrome plated for protection.



**48" diameter Clover Activity Table, Model 01204**  
Shown in non-standard Blond Echo top with Apple edge and Platinum legs. Shown with optional Flavors® Stack Chairs.



**48"d x 72"w Kidney Activity Table, Model 01144**  
Shown in High Rise top with Persian Blue edge and Persian Blue legs.



**36"d x 72"w Half Moon Activity Table, Model 01153**  
Shown in Fusion Maple top with Purple edge and Purple legs.



**60"d x 66"w Horseshoe Activity Table, Model 01933**  
Shown in Grey Nebula top with Red edge and Red legs.



**60" diameter Flower Activity Table, Model 01214**  
Shown in Grey Nebula top with Purple edge and Purple legs.



### Husky Activity Table

Created to make a welcoming statement, the friendly, colorful tubular legs and colorful nylon glides distinguish the Husky line. Choose from 13 standard laminate colors, 20 standard edge colors and 2 leg colors.

- 1 1/4" thick table top with high-pressure laminate surface and backer sheet.
- 3/8" thick bumper edge stapled in place every six inches.
- Sturdy table legs feature upper section of 1 3/4" diameter.
- 17-gauge steel tube with the lower section chrome plated.
- 1 1/2" diameter, 13-gauge steel tube.



**Husky Rectangle Activity Table, Model 04301**  
Shown in Grey Nebula top with Platinum edge and Platinum Husky legs.



**Husky Round Activity Table, Model 04335**  
Shown in Fusion Maple top with Black edge and Black Husky legs.



**Husky Kidney Activity Table, Model 04341**  
Shown in non-standard Tan Echo top with Persian Blue edge and Platinum Husky legs.



**Husky Clover Activity Table, Model 04380**  
Shown in Fusion Maple top with Apple edge and Platinum Husky legs.

**HUSKY ACTIVITY TABLE LAMINATE COLOR CHOICE**

- Asian Night
- Pewter Mesh
- High Rise
- Palisades Oak
- Mission Maple
- Wild Cherry
- Grey Nebula
- Boardwalk Oak
- Classic Linen
- Buka Bark
- Flax Linen
- New Age Oak
- Fusion Maple

**HUSKY ACTIVITY TABLE LEG COLOR CHOICE**

- Black
- Platinum

**HUSKY ACTIVITY TABLE EDGE COLOR CHOICE**

- Apple
- Burgundy
- Charcoal
- Forest Green
- Mocha
- Persian Blue
- Red
- Black
- Cerulean
- Chocolate
- Fuchsia
- Navy
- Platinum
- Yellow
- Blueberry
- Champagne
- Clementine
- Mint
- Orange
- Purple

View all finish options on page 274.

### Husky Activity Table

**RECTANGLE**

MODEL	DESCRIPTION	D"	W"	H"	F.C.	CUBE	WT.	UPS	2017 LIST
<b>24" Deep Rectangle Models</b>									
04300	Husky Rectangle Activity Table	21" - 30" Adj. Height	24	60	21-30	70	1.9	66	\$ 290.00
04301	Husky Rectangle Activity Table	15" - 24" Adj. Height	24	60	15-24	70	1.9	66	\$ 290.00
<b>30" Deep Rectangle Models</b>									
04305	Husky Rectangle Activity Table	21" - 30" Adj. Height	30	48	21-30	70	1.9	66	* \$ 288.00
04306	Husky Rectangle Activity Table	15" - 24" Adj. Height	30	48	15-24	70	1.9	66	* \$ 288.00
04310	Husky Rectangle Activity Table	21" - 30" Adj. Height	30	60	21-30	70	2.3	79	\$ 316.00
04311	Husky Rectangle Activity Table	15" - 24" Adj. Height	30	60	15-24	70	2.3	79	\$ 316.00
04320	Husky Rectangle Activity Table	21" - 30" Adj. Height	30	72	21-30	70	2.6	91	\$ 360.00
04321	Husky Rectangle Activity Table	15" - 24" Adj. Height	30	72	15-24	70	2.6	91	\$ 360.00

**ROUND**

04325	Husky Round Activity Table	21" - 30" Adj. Height	42" dia.	21-30	70	2.3	66	*	\$ 358.00
04326	Husky Round Activity Table	15" - 24" Adj. Height	42" dia.	15-24	70	2.3	66	*	\$ 358.00
04330	Husky Round Activity Table	21" - 30" Adj. Height	48" dia.	21-30	70	2.6	79		\$ 365.00
04331	Husky Round Activity Table	15" - 24" Adj. Height	48" dia.	15-24	70	2.6	79		\$ 365.00
04335	Husky Round Activity Table	21" - 30" Adj. Height	60" dia.	21-30	70	3.9	116		\$ 588.00
04336	Husky Round Activity Table	15" - 24" Adj. Height	60" dia.	15-24	70	3.9	116		\$ 588.00

**KIDNEY**

04340	Husky Kidney Activity Table	21" - 30" Adj. Height	48	72	21-30	70	3.6	120	\$ 513.00
04341	Husky Kidney Activity Table	15" - 24" Adj. Height	48	72	15-24	70	3.6	120	\$ 513.00

**TRAPEZOID**

04350	Husky Trapezoid Activity Table	21" - 30" Adj. Height	30	60	21-30	70	2.3	61	\$ 320.00
04351	Husky Trapezoid Activity Table	15" - 24" Adj. Height	30	60	15-24	70	2.3	61	\$ 320.00

**SQUARE**

04370	Husky Square Activity Table	21" - 30" Adj. Height	48	48	21-30	70	2.6	96	\$ 365.00
04371	Husky Square Activity Table	15" - 24" Adj. Height	48	48	15-24	70	2.6	96	\$ 365.00

**CLOVER**

04380	Husky Clover Activity Table	21" - 30" Adj. Height	48" dia.	21-30	70	2.6	73		\$ 363.00
04381	Husky Clover Activity Table	15" - 24" Adj. Height	48" dia.	15-24	70	2.6	73		\$ 363.00

**FLOWER**

04390	Husky Flower Activity Table	21" - 30" Adj. Height	60" dia.	21-30	70	3.9	109		\$ 581.00
04391	Husky Flower Activity Table	15" - 24" Adj. Height	60" dia.	15-24	70	3.9	109		\$ 581.00

**LEG SETS FOR HUSKY ACTIVITY TABLE**

17770	Grades K-2	15" - 24" Adj. Height	15-24	70	0.6	14	*	\$ 119.00
17771	Grades 3-12	21" - 30" Adj. Height	21-30	70	0.5	16	*	\$ 119.00

**Husky Activity Tables Have Top and Edge Choices**

1 1/4" Tops

CHOICE 1 - 1 1/4" top with Bumper T-Mold  
no letter to follow Model No.

CHOICE 2 - 1 1/4" top with 4mm T-Mold  
D to follow Model No.



Shown in non-standard Grey Mesh top with Cerulean edge, Black Bookbox and leg. Shown with optional Intuit Stack chair, Model 00509.

### Elemental Open Front Rectangle Top Desk

The Elemental Rectangle Top Desk allows the designer to choose the top finish, T-Mold, Bookbox and leg colors and to combine them in countless combinations. It offers an innovative system for attaching legs that makes installation quick and easy.

- 3/4" high-pressure laminate top is standard.
- Bullet-shaped T-Mold contributes to a lighter profile.
- Contoured sides add strength while creating a contemporary look.
- Fully integrated pencil tray and plastic Bookbox.
- Strong, 18-gauge steel upper legs have durable powder coat surfaces.
- Durable 16-gauge steel lower legs are chrome plated to resist wear.
- 1" adjustable leveling glides provide stability on uneven floors.



Shown in non-standard Grey Mesh top with Blueberry edge, Platinum Bookbox and leg.

MODEL	DESCRIPTION	D"	W"	H"	F.C.	CUBE	WT.	UPS	2017 LIST
<b>Rectangle Top</b>									
01475V	Elemental Open Front Desk	20	27	23-32	85	1.3	26	*	\$ 183.00

### Elemental Open Front Wave Top Desk

The Elemental Wave Top Desk adds design flair while allowing the designer to choose the top finish, T-Mold, Bookbox and leg colors and to combine them in countless combinations. It offers an innovative system for attaching legs that makes installation quick and easy.

- 3/4" high-pressure laminate top is standard.
- Bullet-shaped T-Mold contributes to a lighter profile.
- Contoured sides add strength while creating a contemporary look.
- Fully integrated pencil tray and plastic Bookbox.
- Strong, 18-gauge steel upper legs have durable powder coat surfaces.
- Durable 16-gauge steel lower legs are chrome plated to resist wear.
- 1" adjustable leveling glides provide stability on uneven floors.



Shown in Pewter Mesh top with Persian Blue edge and Platinum Bookbox and leg.

MODEL	DESCRIPTION	D"	W"	H"	F.C.	CUBE	WT.	UPS	2017 LIST
<b>WaveTop</b>									
01476V	Elemental Open Front Desk	20	27	23-32	85	1.3	26	*	\$ 185.00



Shown in Maple top with Black Bookbox and leg.

### Elemental Open Front Hard Plastic Top Desk

The Elemental Hard Plastic Top Desk comes in five top finishes and allows the designer to choose the Bookbox and leg colors and to combine them in countless combinations. It offers an innovative system for attaching legs that makes installation quick and easy. Hard Plastic is not available through our Quick Ship Program.

- Hard Plastic top.
- Contoured sides add strength while creating a contemporary look.
- Fully integrated pencil tray and plastic Bookbox.
- Strong, 18-gauge steel upper legs have durable powder coat surfaces.
- Durable 16-gauge steel lower legs are chrome plated to resist wear.
- 1" adjustable leveling glides provide stability on uneven floors.

MODEL	DESCRIPTION	D"	W"	H"	F.C.	CUBE	WT.	UPS	2017 LIST
<b>Hard Plastic Top</b>									
01477	Elemental Open Front Desk	20	27	23-32	85	1.3	24	*	\$ 210.00

#### HARD PLASTIC DESK TOP COLOR CHOICE

- CHERRY
  - GREY
  - MAPLE
- Hard plastic is not available through the Quick Ship program.

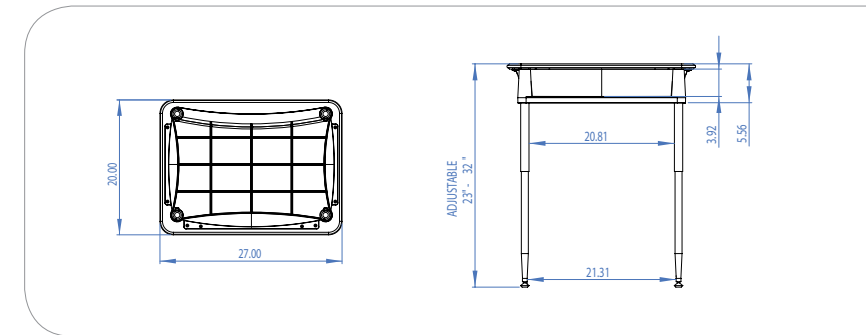
**Elemental Desks Have Top and Edge Choices**

**1 1/4" Tops**

- **CHOICE 1** - 1 1/4" top with Bumper T-Mold no letter to follow Model No.
- **CHOICE 2** - 1 1/4" top with 4mm T-Mold **D** to follow Model No.

**3/4" Tops**

- **CHOICE 3** - 3/4" top with 4mm T-Mold **C** to follow Model No.
- **CHOICE 4** - 3/4" top with Bullet T-Mold **V** to follow Model No.



#### ELEMENTAL DESK LAMINATE COLOR CHOICE

- Asian Night
- Boardwalk Oak
- Pewter Mesh
- Classic Linen
- High Rise
- Buka Bark
- Palisades Oak
- Flax Linen
- Mission Maple
- New Age Oak
- Wild Cherry
- Fusion Maple
- Grey Nebula

#### ELEMENTAL DESK BOOKBOX AND LEG COLOR CHOICE

- Black
- Platinum

#### ELEMENTAL DESK EDGE COLOR CHOICE

- Apple
- Black
- Blueberry
- Burgundy
- Cerulean
- Charcoal
- Chocolate
- Clementine
- Forest Green
- Fuchsia
- Mint
- Mocha
- Navy
- Orange
- Persian Blue
- Platinum
- Purple
- Red
- Yellow

View all finish options on page 274.



# CASCADE

Imagine a classroom where four or five groups of six students are working on projects. The teacher circulates about, providing information, direction and encouragement. With so much going on, the need for classroom management becomes clear. To allow for all this activity, materials and resources must be organized and readily available to students. Independent access to resources for students frees the teacher to direct and instruct as needed. That's the idea behind Cascade.



9 Sizes. Totes or Shelves.

# MAKE ROOM



**Overview**  
SEE PAGES 228-231



**Cases**  
SEE PAGES 232-235



**Towers**  
SEE PAGES 240-243



**Cubbies**  
SEE PAGES 246-247



**Presentation Cart**  
SEE PAGES 248-249



**Two-Sided Whiteboard Unit**  
SEE PAGES 244



**Cabinets**  
SEE PAGES 236-239



**Teacher Desks**  
SEE PAGES 252-265

**NEW** FOR 2017

## Teacher tote storage and transfer

Cascade totes can transfer between Teacher Storage and desk.



## Student tote storage and transfer

Cascade totes containing student work can transfer directly from the storage unit to under-desk-top and back.





# Cascade™ Storage System

Tailored to every school room and curriculum.

- Nine sizes
- Casters or glides
- Totes, shelves or cubbies
- 19 powder coat colors
- White board back on Mega-Tower size

## Cascade Cases

SEE PGS 232-235

Equip your Cascade Case with tote trays to hold a wide variety of learning materials. Add utility with an optional riser shelf and lectern.



Mini-Case



Mid-Case



Mega-Case



## Cascade Cabinets

SEE PGS 236-239

Available with tote trays, it holds a wide variety of learning materials. Optional riser shelf and lectern make this perfect for presentations.



Mini-Cabinet



Mid-Cabinet



Mega-Cabinet



## Cascade Towers

SEE PGS 240-243

Available with tote trays, it holds a wide variety of learning materials. Provides maximum capacity and can be configured many ways.



Mini-Tower



Mid-Tower



Mega-Tower



**Cascade™ Case**  
Available in 3 widths with option of tote trays or shelves. Add utility with an optional riser shelf.



**Cascade™ Cabinet**  
Available in 3 widths with option of tote trays or shelves. Optional riser shelf and lectern make this perfect for presentations.



**Cascade™ Tower**  
Available in 3 widths. Available with 3 sizes of tote trays or shelves, it holds a wide variety of learning materials.

## Cascade Cases

SEE PGS 232-235

Equip your Cascade Case with shelves to hold a wide variety of learning materials. Add utility with an optional riser shelf and lectern.



Mini-Case



Mid-Case



Mega-Case



## Cascade Cabinets

SEE PGS 236-239

Available with shelves, it holds a wide variety of learning materials. Optional riser shelf and lectern make this perfect for presentations.



Mini-Cabinet



Mid-Cabinet



Mega-Cabinet



## Cascade Towers

SEE PGS 240-243

Available with shelves, it holds a wide variety of learning materials. Provides maximum capacity and can be configured many ways.



Mini-Tower



Mid-Tower



Mega-Tower



A customizable system for organizing, storing, distributing and presenting materials.

Arc, Flexline, Huddle, Silhouette, Planner and Interchange Desks



**Interchange Wing Desk, Model 03095**  
Shown with a SW Tote Tray, Model 66013.  
See page 64.



**Interchange 20x27, Model 04080**  
Shown with a SW Tote Tray, Model 66013.  
See page 74.



**Interchange Diamond Desk, Model 03082**  
Shown with a SW Tote Tray, Model 66013.  
See page 70.



**Flexline Arc Student Desk, Model 01351**  
Shown with an EW Tote Tray, Model 30926.  
See page 146.



**Huddle-8 LS Student Desk, Model 01267**  
Shown with a SW tote 30925.  
See page 160.



**Silhouette Student Desk, Model 01600**  
Shown with an EW Tote Tray, Model 30926.  
See page 140.



**20" deep Flex Two-Student Desk, Model 01361**  
Shown with two EW Tote Trays, Model 30926.  
See page 151.



**20" deep Flex Desk, Model 01360**  
Shown with an EW Tote Tray, Model 30926.  
See page 148.



**Planner Student Desk, Model 01272**  
Shown with an EW Tote Tray, Model 30926.  
See page 162.

Organizing Project Learning.

The teacher organizes project materials in a tote tray to be assigned to a group. This makes it easy for the group to share the materials without separating (and possibly losing) any.



CASCADE TOTE COMPATIBILITY

DESKS	SW*	EW*
Silhouette	✓	✓
Flex Student	✓	✓
Flex Two-Student	✓	✓
Planner Student	✓	✓
Planner Two-Student	✓	✓
Planner Three-Student	✓	✓
Arc	✓	✓
Huddle - 8 LS	✓	✗
Huddle - 6	✗	✗
Huddle - 8	✗	✗
INTERCHANGE DESKS		
Diamond	✓	✗
Diamond Two-Student	✓	✗
Mini Diamond	✓	✗
Wing	✓	✗
20x27	✓	✗
Curve	✓	✗
3-2-1 LS	✓	✗

\*SW = Standard Width EW = Extra Wide Width



Riser Shelf



Lectern  
*Case only.*

**NEW** FOR 2017



Two-Sided Whiteboard Unit



Laptop Shelf  
Optional Laptop Shelf **Model 17670 PLT**  
\$ 130.00 (Available when ordering a riser shelf).  
Select handle color on PO.



To learn more, watch the Cascade Storage Video:  
[smithsystem.com/cascade-storage](http://smithsystem.com/cascade-storage)



### Cascade Mini-Case

These compact, versatile, mobile storage units are available with either tote trays or shelves and can be fitted with numerous options including locking doors, and a riser shelf. Our Cascade Storage System allows educators to organize, store and distribute learning materials. These mobile storage units are highly customizable to hold items in a wide range of sizes and shapes—from sheets of paper to art supplies.



**Model 11100000PA**  
Mini-Case with Casters  
Open with shelves

**Model 12100000PA**  
Mini-Case with casters  
Door with shelves

**Model 110V05000PA BWK A**  
Mini-Case with casters  
Open with EW totes & riser

**Model 121V00000PA GOK A**  
Mini-Case with casters  
Door with shelves & riser

### Cascade Mid-Case



**Model 21100000PS**  
Mid-Case with casters  
Open with shelves

**Model 22100000PS**  
Mid-Case with casters  
Door with shelves

**Model 210V10000PS GOK S**  
Mid-Case with casters  
Open with SW totes & riser

**Model 221V00000PS GOK S**  
Mid-Case with casters  
Door with shelves & riser

### Cascade Mega-Case



**Model 310015000PE**  
Mega-Case with casters  
Open with SW totes

**Model 321000000PE**  
Mega-Case with casters  
Door with shelves



**Model 311100000PE GOK E**  
Mega-Case with casters  
Open with shelves and riser

**Model 321100000PE GOK E**  
Mega-Case with casters  
Door with shelves and riser



### Laptop Shelf

Optional Laptop Shelf **Model 17670 PLT**  
\$ 130.00 (Available when ordering a riser shelf).

#### CASCADE LAMINATE COLOR CHOICE


- Asian Night **ANG**
- Pewter Mesh **PEW**
- High Rise **HRE**
- Palisades Oak **PSO**
- Mission Maple **MIM**
- Wild Cherry **CHE**
- Grey Nebula **GNB**
- Boardwalk Oak **BWK**
- Classic Linen **CLN**
- Buka Bark **BBK**
- Flax Linen **FLL**
- New Age Oak **NEW**
- Fusion Maple **MAP**

#### CASCADE END PANEL AND EDGE COLOR CHOICE


- Apple **A**
- Burgundy **D**
- Charcoal **R**
- Forest Green **F**
- Mocha **T**
- Persian Blue **J**
- Red **L**
- Black **B**
- Cerulean **S**
- Chocolate **Q**
- Fuchsia **G**
- Navy **I**
- Platinum **P**
- Yellow **N**
- Blueberry **C**
- Champagne **O\***
- Clementine **E**
- Mint **H**
- Orange **U**
- Purple **K**

View all finish options on page 274. \*Champagne edge color only.


### Cascade Mini-Case

MODEL	DESCRIPTION	D"	W"	H"	F.C.	WT.	2017 LIST
<b>Shelves</b>							
11100000P_	Open w/shelves 	19	21	30.4	100	49	\$ 458.00
12100000P_	Door w/shelves	19	21	30.4	100	56	\$ 524.00
111V0000P_-----	Open w/shelves & riser	19	21	37	100	65	\$ 670.00
121V0000P_-----	Door w/shelves & riser	19	21	37	100	72	\$ 737.00
111L0000P_-----	Open w/shelves & lectern	19	21	41.5	100	67	\$ 678.00
121L0000P_-----	Door w/shelves & lectern	19	21	41.5	100	74	\$ 744.00
<b>Extra Wide (EW) Totes</b>							
110005000P_	Open w/five 3" EW totes	19	21	30.4	100	52	\$ 677.00
120005000P_	Door w/five 3" EW totes	19	21	30.4	100	59	\$ 750.00
110V05000P_-----	Open w/five 3" EW totes & riser	19	21	37	100	69	\$ 910.00
120V05000P_-----	Door w/five 3" EW totes & riser	19	21	37	100	76	\$ 985.00
110L05000P_-----	Open w/five 3" EW totes & lectern	19	21	41.5	100	71	\$ 920.00
120L05000P_-----	Door w/five 3" EW totes & lectern	19	21	41.5	100	78	\$ 993.00
110003010P_	Open w/three 3" & one 6" EW tote	19	21	30.4	100	53	\$ 652.00
120003010P_	Door w/three 3" & one 6" EW tote	19	21	30.4	100	60	\$ 725.00
110V03010P_-----	Open w/three 3" & one 6" EW tote & riser	19	21	37	100	69	\$ 886.00
120V03010P_-----	Door w/three 3" & one 6" EW tote & riser	19	21	37	100	76	\$ 960.00
110L03010P_-----	Open w/three 3" & one 6" EW tote & lectern	19	21	41.5	100	73	\$ 895.00
120L03010P_-----	Door w/three 3" & one 6" EW tote & lectern	19	21	41.5	100	80	\$ 968.00

### Cascade Mid-Case

MODEL	DESCRIPTION	D"	W"	H"	F.C.	WT.	2017 LIST
<b>Shelves</b>							
211000000P_	Open w/shelves 	19	29	30.4	100	63	\$ 571.00
221000000P_	Doors w/shelves	19	29	30.4	100	74	\$ 688.00
211V00000P_-----	Open w/shelves & riser	19	29	37	100	87	\$ 804.00
221V00000P_-----	Doors w/shelves & riser	19	29	37	100	98	\$ 921.00
211L00000P_-----	Open w/shelves & lectern	19	29	41.5	100	89	\$ 813.00
221L00000P_-----	Doors w/shelves & lectern	19	29	41.5	100	100	\$ 929.00
<b>Standard Width (SW) Totes</b>							
210010000P_	Open w/ten 3" SW totes	19	29	30.4	100	69	\$ 823.00
220010000P_	Doors w/ten 3" SW totes	19	29	30.4	100	80	\$ 951.00
210V10000P_-----	Open w/ten 3" SW totes & riser	19	29	37	100	93	\$ 1,080.00
220V10000P_-----	Doors w/ten 3" SW totes & riser	19	29	37	100	104	\$ 1,207.00
210L10000P_-----	Open w/ten 3" SW totes & lectern	19	29	41.5	100	95	\$ 1,088.00
220L10000P_-----	Doors w/ten 3" SW totes & lectern	19	29	41.5	100	106	\$ 1,217.00
210006020P_	Open w/six 3" & two 6" SW totes	19	29	30.4	100	70	\$ 803.00
220006020P_	Doors w/six 3" & two 6" SW totes	19	29	30.4	100	81	\$ 931.00
210V06020P_-----	Open w/six 3" & two 6" SW totes & riser	19	29	37	100	95	\$ 1,060.00
220V06020P_-----	Doors w/six 3" & two 6" SW totes & riser	19	29	37	100	106	\$ 1,187.00
210L06020P_-----	Open w/six 3" & two 6" SW totes & lectern	19	29	41.5	100	97	\$ 1,069.00
220L06020P_-----	Doors w/six 3" & two 6" SW totes & lectern	19	29	41.5	100	108	\$ 1,197.00

### Cascade Mega-Case

MODEL	DESCRIPTION	D"	W"	H"	F.C.	WT.	2017 LIST
<b>Shelves</b>							
311000000P_	Open w/shelves 	19	43	30.4	100	82	\$ 730.00
321000000P_	Doors w/shelves	19	43	30.4	100	96	\$ 869.00
311V00000P_-----	Open w/shelves & riser	19	43	37	100	117	\$ 979.00
321V00000P_-----	Doors w/shelves & riser	19	43	37	100	131	\$ 1,119.00
311L00000P_-----	Open w/shelves & lectern	19	43	41.5	100	119	\$ 987.00
321L00000P_-----	Doors w/shelves & lectern	19	43	41.5	100	133	\$ 1,127.00
<b>Standard Width (SW) Totes</b>							
310015000P_	Open w/fifteen 3" SW totes	19	43	30.4	100	90	\$ 1,094.00
320015000P_	Doors w/fifteen 3" SW totes	19	43	30.4	100	104	\$ 1,248.00
310V15000P_-----	Open w/fifteen 3" SW totes & riser	19	43	37	100	115	\$ 1,368.00
320V15000P_-----	Doors w/fifteen 3" SW totes & riser	19	43	37	100	129	\$ 1,523.00
310L15000P_-----	Open w/fifteen 3" SW totes & lectern	19	43	41.5	100	117	\$ 1,378.00
320L15000P_-----	Doors w/fifteen 3" SW totes & lectern	19	43	41.5	100	131	\$ 1,531.00
310009030P_	Open w/nine 3" & three 6" SW totes	19	43	30.4	100	92	\$ 1,065.00
320009030P_	Doors w/nine 3" & three 6" SW totes	19	43	30.4	100	106	\$ 1,219.00
310V09030P_-----	Open w/nine 3" & three 6" SW totes & riser	19	43	37	100	117	\$ 1,339.00
320V09030P_-----	Doors w/nine 3" & three 6" SW totes & riser	19	43	37	100	131	\$ 1,493.00
310L09030P_-----	Open w/nine 3" & three 6" SW totes & lectern	19	43	41.5	100	119	\$ 1,348.00
320L09030P_-----	Doors w/nine 3" & three 6" SW totes & lectern	19	43	41.5	100	133	\$ 1,502.00
<b>Extra Wide (EW) Totes</b>							
A10010000P_	Open w/ten 3" EW totes	19	43	30.4	100	92	\$ 1,150.00
A20010000P_	Doors w/ten 3" EW totes	19	43	30.4	100	106	\$ 1,303.00
A10V10000P_-----	Open w/ten 3" EW totes & riser	19	43	37	100	117	\$ 1,424.00
A20V10000P_-----	Doors w/ten 3" EW totes & riser	19	43	37	100	131	\$ 1,578.00
A10L10000P_-----	Open w/ten 3" EW totes & lectern	19	43	41.5	100	119	\$ 1,433.00
A20L10000P_-----	Doors w/ten 3" EW totes & lectern	19	43	41.5	100	133	\$ 1,587.00
A10006020P_	Open w/six 3" & two 6" EW totes	19	43	30.4	100	92	\$ 1,100.00
A20006020P_	Doors w/six 3" & two 6" EW totes	19	43	30.4	100	106	\$ 1,253.00
A10V06020P_-----	Open w/six 3" & two 6" EW totes & riser	19	43	37	100	117	\$ 1,373.00
A20V06020P_-----	Doors w/six 3" & two 6" EW totes & riser	19	43	37	100	131	\$ 1,527.00
A10L06020P_-----	Open w/six 3" & two 6" EW totes & lectern	19	43	41.5	100	119	\$ 1,383.00
A20L06020P_-----	Doors w/six 3" & two 6" EW totes & lectern	19	43	41.5	100	133	\$ 1,537.00



### Cascade Mini-Cabinet

These versatile, mobile storage units with a large capacity and a small footprint are available with either tote trays or shelves and can be fitted with numerous options including locking doors, and a riser shelf. Our Cascade Storage System allows educators to organize, store and distribute learning materials. These mobile storage units are highly customizable to hold items in a wide range of sizes and shapes—from sheets of paper to art supplies.



**Model 41100000PC**  
Mini-Cabinet with casters  
Open with shelves

**Model 42100000PC**  
Mini-Cabinet with casters  
Door with shelves

**Model 410V08000PC GOK C**  
Mini-Cabinet with casters  
Open with EW totes & riser

**Model 421V00000PC GOK C**  
Mini-Cabinet with casters  
Door with shelves & riser

### Cascade Mid-Cabinet



**Model 51100000PQ**  
Mid-Cabinet with casters  
Open with shelves

**Model 52100000PQ**  
Mid-Cabinet with casters  
Door with shelves

**Model 510V16000PQGOK Q**  
Mid-Cabinet with casters  
Open with SW totes & riser

**Model 521V00000PQGOK Q**  
Mid-Cabinet with casters  
Door with shelves & riser

### Cascade Mega-Cabinet



**Model B11000000PH**  
Mega-Cabinet with casters  
Open with shelves

**Model B21000000PH**  
Mega-Cabinet with casters  
Door with shelves

**Model B10116000PHGOK H**  
Mega-Cabinet with casters  
Open with EW totes & riser

**Model B21100000PHGOK H**  
Mega-Cabinet with casters  
Door with shelves & riser

#### CASCADE LAMINATE COLOR CHOICE

- Asian Night **ANG**
- Pewter Mesh **PEW**
- High Rise **HRE**
- Palisades Oak **PSO**
- Mission Maple **MIM**
- Wild Cherry **CHE**
- Grey Nebula **GNB**
- Boardwalk Oak **BWK**
- Classic Linen **CLN**
- Buka Bark **BBK**
- Flax Linen **FLL**
- New Age Oak **NEW**
- Fusion Maple **MAP**

#### CASCADE END PANEL AND EDGE COLOR CHOICE

- Apple **A**
- Burgundy **D**
- Charcoal **R**
- Forest Green **F**
- Mocha **T**
- Persian Blue **J**
- Red **L**
- Black **B**
- Cerulean **S**
- Chocolate **Q**
- Fuchsia **G**
- Navy **I**
- Platinum **P**
- Yellow **N**
- Blueberry **C**
- Champagne **O\***
- Clementine **E**
- Mint **H**
- Orange **U**
- Purple **K**

View all finish options on page 274. \*Champagne edge color only.

Cascade Mini-Cabinet

MODEL	DESCRIPTION	D"	W"	H"	F.C.	WT.	2017 LIST
<b>Shelves</b>							
41100000P_	Open w/shelves	19	21	43.3	100	63	\$ 582.00
42100000P_	Door w/shelves	19	21	43.3	100	73	\$ 674.00
411V0000P_-----	Open w/shelves & riser	19	21	50	100	78	\$ 795.00
421V0000P_-----	Door w/shelves & riser	19	21	50	100	88	\$ 887.00
<b>Extra Wide (EW) Totes</b>							
41000800P_	Open w/eight 3" EW totes	19	21	43.3	100	74	\$ 918.00
42000800P_	Door w/eight 3" EW totes	19	21	43.3	100	84	\$ 1,019.00
410V0800P_-----	Open w/eight 3" EW totes & riser	19	21	50	100	89	\$ 1,152.00
420V0800P_-----	Door w/eight 3" EW totes & riser	19	21	50	100	99	\$ 1,253.00
41000402P_	Open w/four 3" and two 6" EW totes	19	21	43.3	100	72	\$ 868.00
42000402P_	Door w/four 3" and two 6" EW totes	19	21	43.3	100	82	\$ 970.00
410V0402P_-----	Open w/four 3" and two 6" EW totes & riser	19	21	50	100	87	\$ 1,103.00
420V0402P_-----	Door w/four 3" and two 6" EW totes & riser	19	21	50	100	97	\$ 1,204.00
41000040P_	Open w/four 6" EW totes	19	21	43.3	100	72	\$ 818.00
42000040P_	Door w/four 6" EW totes	19	21	43.3	100	82	\$ 920.00
410V0040P_-----	Open w/four 6" EW totes & riser	19	21	50	100	87	\$ 1,053.00
420V0040P_-----	Door w/four 6" EW totes & riser	19	21	50	100	97	\$ 1,153.00



Cascade Mid-Cabinet

MODEL	DESCRIPTION	D"	W"	H"	F.C.	WT.	2017 LIST
<b>Shelves</b>							
51100000P_	Open w/shelves	19	29	43.3	100	81	\$ 717.00
52100000P_	Doors w/shelves	19	29	43.3	100	97	\$ 877.00
511V0000P_-----	Open w/shelves & riser	19	29	50	100	101	\$ 950.00
521V0000P_-----	Doors w/shelves & riser	19	29	50	100	117	\$ 1,110.00
<b>Standard Width (SW) Totes</b>							
51001600P_	Open w/sixteen 3" SW totes	19	29	43.3	100	97	\$ 1,100.00
52001600P_	Doors w/sixteen 3" SW totes	19	29	43.3	100	113	\$ 1,275.00
510V1600P_-----	Open w/sixteen 3" SW totes & riser	19	29	50	100	117	\$ 1,357.00
520V1600P_-----	Doors w/sixteen 3" SW totes & riser	19	29	50	100	123	\$ 1,532.00
51000804P_	Open w/eight 3" and four 6" SW totes	19	29	43.3	100	95	\$ 1,061.00
52000804P_	Doors w/eight 3" and four 6" SW totes	19	29	43.3	100	111	\$ 1,237.00
510V0804P_-----	Open w/eight 3" and four 6" SW totes & riser	19	29	50	100	115	\$ 1,317.00
520V0804P_-----	Doors w/eight 3" and four 6" SW totes & riser	19	29	50	100	121	\$ 1,493.00
51000080P_	Open w/eight 6" SW totes	19	29	43.3	100	95	\$ 1,021.00
52000080P_	Doors w/eight 6" SW totes	19	29	43.3	100	111	\$ 1,198.00
510V0080P_-----	Open w/eight 6" SW totes & riser	19	29	50	100	115	\$ 1,278.00
520V0080P_-----	Doors w/eight 6" SW totes & riser	19	29	50	100	121	\$ 1,455.00



CASCADE LAMINATE COLOR CHOICE

- Asian Night **ANG**
- Pewter Mesh **PEW**
- High Rise **HRE**
- Palisades Oak **PSO**
- Mission Maple **MIM**
- Wild Cherry **CHE**
- Grey Nebula **GNB**
- Boardwalk Oak **BWK**
- Classic Linen **CLN**
- Buka Bark **BBK**
- Flax Linen **FLL**
- New Age Oak **NEW**
- Fusion Maple **MAP**

CASCADE END PANEL AND EDGE COLOR CHOICE

- Apple **A**
- Burgundy **D**
- Charcoal **R**
- Forest Green **F**
- Mocha **T**
- Persian Blue **J**
- Red **L**
- Black **B**
- Cerulean **S**
- Chocolate **Q**
- Fuchsia **G**
- Navy **I**
- Platinum **P**
- Yellow **N**
- Blueberry **C**
- Champagne **O\***
- Clementine **E**
- Mint **H**
- Orange **U**
- Purple **K**

View all finish options on page 274. \*Champagne edge color only.

Cascade Mega-Cabinet

MODEL	DESCRIPTION	D"	W"	H"	F.C.	WT.	2017 LIST
<b>Shelves</b>							
B3100000P_	Open w/shelves	19	43	38.4	100	100	\$ 884.00
B4100000P_	Doors w/shelves	19	43	38.4	100	119	\$ 1,077.00
B3110000P_-----	Open w/shelves & riser	19	43	45	100	126	\$ 1,134.00
B4110000P_-----	Doors w/shelves & riser	19	43	45	100	144	\$ 1,327.00
B1100000P_	Open w/shelves	19	43	43.3	100	105	\$ 909.00
B2100000P_	Doors w/shelves	19	43	43.3	100	124	\$ 1,103.00
B1110000P_-----	Open w/shelves & riser	19	43	50	100	131	\$ 1,159.00
B2110000P_-----	Doors w/shelves & riser	19	43	50	100	149	\$ 1,352.00
<b>Standard Width (SW) Totes</b>							
61002400P_	Open w/twenty-four 3" SW totes	19	43	43.3	100	132	\$ 1,468.00
62002400P_	Doors w/twenty-four 3" SW totes	19	43	43.3	100	150	\$ 1,679.00
61012400P_-----	Open w/twenty-four 3" SW totes & riser	19	43	50	100	158	\$ 1,727.00
62012400P_-----	Doors w/twenty-four 3" SW totes & riser	19	43	50	100	176	\$ 1,954.00
61001206P_	Open w/twelve 3" and six 6" SW totes	19	43	43.3	100	132	\$ 1,408.00
62001206P_	Doors w/twelve 3" and six 6" SW totes	19	43	43.3	100	150	\$ 1,621.00
61011206P_-----	Open w/twelve 3" and six 6" SW totes & riser	19	43	50	100	158	\$ 1,683.00
62011206P_-----	Doors w/twelve 3" and six 6" SW totes & riser	19	43	50	100	176	\$ 1,895.00
<b>Extra Wide (EW) Totes</b>							
B1001600P_	Open w/sixteen 3" EW totes	19	43	43.3	100	132	\$ 1,555.00
B2001600P_	Doors w/sixteen 3" EW totes	19	43	43.3	100	150	\$ 1,768.00
B1011600P_-----	Open w/sixteen 3" EW totes & riser	19	43	50	100	158	\$ 1,830.00
B2011600P_-----	Doors w/sixteen 3" EW totes & riser	19	43	50	100	176	\$ 2,029.00
B1000080P_	Open w/eight 6" EW totes	19	43	43.3	100	132	\$ 1,357.00
B2000080P_	Doors w/eight 6" EW totes	19	43	43.3	100	150	\$ 1,568.00
B1010080P_-----	Open w/eight 6" EW totes & riser	19	43	50	100	158	\$ 1,631.00
B2010080P_-----	Doors w/eight 6" EW totes & riser	19	43	50	100	176	\$ 1,843.00
B1000804P_	Open w/eight 3" and four 6" EW totes	19	43	43.3	100	132	\$ 1,459.00
B2000804P_	Doors w/eight 3" and four 6" EW totes	19	43	43.3	100	150	\$ 1,671.00
B1010804P_-----	Open w/eight 3" and four 6" EW totes & riser	19	43	50	100	158	\$ 1,734.00
B2010804P_-----	Doors w/eight 3" and four 6" EW totes & riser	19	43	50	100	176	\$ 1,945.00



Note: When ordering a Riser Shelf for a Mega-Cabinet, 1 1/4" thick top is only option available.

Cascade Cabinet Lectern

MODEL	DESCRIPTION	D"	W"	H"	F.C.	CUBE	WT.	UPS	2017 LIST
<b>Cascade Mini-Cabinet*</b>									
411L0000P_-----	Open w/shelves & lectern	19	21	48	100	11.1	80		\$ 863.00
<b>Cascade Mid-Cabinet*</b>									
511L0000P_-----	Open w/shelves & lectern	19	29	48	100	15.3	103		\$ 959.00
<b>Cascade Mega-Cabinet*</b>									
611J0000P_-----	Open w/shelves & lectern	19	43	48	100	22.7	128		\$ 1,166.00



\*with casters





Cascade Mini-Tower

These versatile, mobile storage units with a large capacity and a small footprint are available with either tote trays or shelves and can be fitted with locking doors. Our Cascade Storage System allows educators to organize, store and distribute learning materials. These mobile storage units are highly customizable to hold items in a wide range of sizes and shapes—from sheets of paper to art supplies.



**Model 71100000PG** Mini-Tower with casters Open with shelves  
**Model 72100000PG** Mini-Tower with casters Door with shelves  
**Model 710012000PG** Mini-Tower with casters Open with EW totes  
**Model 720012000PG** Mini-Tower with casters Door with EW totes

Cascade Mid-Tower



**Model 81100000PE** Mid-Tower with casters Open with shelves  
**Model 82100000PE** Mid-Tower with casters Door with shelves  
**Model 810024000PE** Mid-Tower with casters Open with SW totes  
**Model 820024000PE** Mid-Tower with casters Door with SW totes

Cascade Mega-Tower



**Model 911000000PI** Mega-Tower with casters Open with shelves  
**Model 921000000PI** Mega-Tower with casters Door with shelves



**Model 910009093PI** Mega-Tower with casters Open with SW totes  
**Model C10024000PA** Mega-Tower with casters Open with EW totes

Add Whiteboard Back to Mega-Tower size + \$ 195 to list price



CASCADE END PANEL AND EDGE COLOR CHOICE

<span style="color: green;">●</span> Apple <b>A</b>	<span style="color: purple;">●</span> Burgundy <b>D</b>	<span style="color: grey;">●</span> Charcoal <b>R</b>	<span style="color: teal;">●</span> Forest Green <b>F</b>	<span style="color: brown;">●</span> Mocha <b>T</b>	<span style="color: blue;">●</span> Persian Blue <b>J</b>	<span style="color: red;">●</span> Red <b>L</b>
<span style="color: black;">●</span> Black <b>B</b>	<span style="color: cyan;">●</span> Cerulean <b>S</b>	<span style="color: darkgrey;">●</span> Chocolate <b>Q</b>	<span style="color: pink;">●</span> Fuchsia <b>G</b>	<span style="color: darkblue;">●</span> Navy <b>I</b>	<span style="color: grey;">●</span> Platinum <b>P</b>	<span style="color: yellow;">●</span> Yellow <b>N</b>
<span style="color: lightblue;">●</span> Blueberry <b>C</b>	<span style="color: grey;">●</span> Champagne <b>O*</b>	<span style="color: orange;">●</span> Clementine <b>E</b>	<span style="color: lightgreen;">●</span> Mint <b>H</b>	<span style="color: orange;">●</span> Orange <b>U</b>	<span style="color: purple;">●</span> Purple <b>K</b>	

View all finish options on page 274. \* Champagne edge color only.



### Cascade Mini-Tower

MODEL	DESCRIPTION		D"	W"	H"	F.C.	WT.	2017 LIST
<b>Shelves</b>								
71100000P_	Open w/shelves	w/casters	19	21	61.4	100	81	\$ 730.00
72100000P_	Door w/shelves	w/casters	19	21	61.4	100	97	\$ 858.00
<b>Extra Wide (EW) Totes</b>								
71001200P_	Open w/twelve 3" EW totes	w/casters	19	21	61.4	100	96	\$ 1,219.00
72001200P_	Door w/twelve 3" EW totes	w/casters	19	21	61.4	100	112	\$ 1,360.00
71000305P_	Open w/three 3" and five 6" EW totes	w/casters	19	21	61.4	100	94	\$ 1,129.00
72000305P_	Door w/three 3" and five 6" EW totes	w/casters	19	21	61.4	100	110	\$ 1,270.00
71000060P_	Open w/six 6" EW totes	w/casters	19	21	61.4	100	96	\$ 1,069.00
72000060P_	Door w/six 6" EW totes	w/casters	19	21	61.4	100	112	\$ 1,210.00



### Cascade Mid-Tower

MODEL	DESCRIPTION		D"	W"	H"	F.C.	WT.	2017 LIST
<b>Shelves</b>								
81100000P_	Open w/shelves	w/casters	19	29	61.4	100	102	\$ 897.00
82100000P_	Doors w/shelves	w/casters	19	29	61.4	100	128	\$ 1,126.00
<b>Standard Width (SW) Totes</b>								
81002400P_	Open w/twenty-four 3" SW totes	w/casters	19	29	61.4	100	125	\$ 1,454.00
82002400P_	Doors w/twenty-four 3" SW totes	w/casters	19	29	61.4	100	151	\$ 1,704.00
810006062P_	Open w/six 3" and six 6" and two 12" SW totes	w/casters	19	29	61.4	100	121	\$ 1,370.00
820006062P_	Doors w/six 3" and six 6" and two 12" SW totes	w/casters	19	29	61.4	100	147	\$ 1,621.00
81000120P_	Open w/twelve 6" SW totes	w/casters	19	29	61.4	100	125	\$ 1,337.00
82000120P_	Doors w/twelve 6" SW totes	w/casters	19	29	61.4	100	151	\$ 1,588.00



Cascade Mega-Tower with thirty-six SW totes. Shown in Red.



### Cascade Mega-Tower

MODEL	DESCRIPTION		D"	W"	H"	F.C.	WT.	2017 LIST
<b>Shelves</b>								
91100000P_	Open w/shelves	w/casters	19	43	61.4	100	134	\$ 1,128.00
92100000P_	Doors w/shelves	w/casters	19	43	61.4	100	167	\$ 1,405.00
911W0000P_	Open w/shelves and whiteboard back	w/casters	19	43	61.4	100	134	\$ 1,323.00
921W0000P_	Doors w/shelves and whiteboard back	w/casters	19	43	61.4	100	167	\$ 1,600.00
<b>Standard Width (SW) Totes</b>								
91003600P_	Open w/thirty-six 3" SW totes	w/casters	19	43	61.4	100	209	\$ 1,940.00
92003600P_	Doors w/thirty-six 3" SW totes	w/casters	19	43	61.4	100	242	\$ 2,244.00
910009093P_	Open w/nine 3" and nine 6" and three 12" SW totes	w/casters	19	43	61.4	100	209	\$ 1,815.00
920009093P_	Doors w/nine 3" and nine 6" and three 12" SW totes	w/casters	19	43	61.4	100	242	\$ 2,120.00
910009150P_	Open w/nine 3" and fifteen 6" SW totes	w/casters	19	43	61.4	100	209	\$ 1,852.00
920009150P_	Doors w/nine 3" and fifteen 6" SW totes	w/casters	19	43	61.4	100	242	\$ 2,156.00
<b>Extra Wide (EW) Totes</b>								
C1002400P_	Open w/twenty-four 3" EW totes	w/casters	19	43	61.4	100	209	\$ 2,073.00
C2002400P_	Doors w/twenty-four 3" EW totes	w/casters	19	43	61.4	100	242	\$ 2,378.00
C1001406P_	Open w/fourteen 3" and six 6" EW totes	w/casters	19	43	61.4	100	209	\$ 1,991.00
C2001406P_	Doors w/fourteen 3" and six 6" EW totes	w/casters	19	43	61.4	100	242	\$ 2,296.00

Whiteboard Back available for Mega-Tower size, +\$ 195 to list price  
Add W to 4th character to order. Example on page 245.

#### CASCADE END PANEL AND EDGE COLOR CHOICE

- Apple A
- Burgundy D
- Charcoal R
- Forest Green F
- Mocha T
- Persian Blue J
- Red L
- Black B
- Cerulean S
- Chocolate Q
- Fuchsia G
- Navy I
- Platinum P
- Yellow N
- Blueberry C
- Champagne O\*
- Clementine E
- Mint H
- Orange U
- Purple K

View all finish options on page 274. \* Champagne edge color only.

See Cascade in action at:  
[smithsystem.com/cascade-storage](http://smithsystem.com/cascade-storage)





Cascade Two-Sided Whiteboard Unit.

**NEW** FOR 2017



Model H10030000PP

Plato Mobile Chair  
Model 00953.

Cascade Two-Sided Whiteboard Unit

Smith System is helping educators maximize their shrinking learning environments by introducing the new Cascade Two-Sided Whiteboard Unit. This versatile, nomadic workhorse replaces the traditional single-purpose whiteboard with a dual-purpose mobile whiteboard plus storage. Key features include magnetic writing surfaces on the front and back of a storage unit which houses customizable, extra-wide totes. The classroom just became more flexible than ever.



Model H10000140PP

Platinum Only

MODEL	DESCRIPTION	D"	W"	H"	F.C.	WT.	2017 LIST
H10030000PP	Cascade Two-Sided Whiteboard Unit w/30 3" EW totes	21	43	70	125	290	\$3,200.00
H10000140PP	Cascade Two-Sided Whiteboard Unit w/14 6" EW totes	21	43	70	125	270	\$3,100.00

Mega-Tower Whiteboard Back Option.

**ADD \$195 LIST**  
AVAILABLE ON ANY  
MEGA-TOWER UNIT.



Cascade Mega-Tower with Whiteboard Back Option

To specify a whiteboard back to any Cascade Mega-Tower simply add \$195 to the list price and add a "W" to the 4th position in its model number. See below examples.

MODEL	DESCRIPTION	D"	W"	H"	F.C.	WT.	2017 LIST
Add "W" to fourth position and add \$195 to list price to specify whiteboard back.							
911W00000P_	Open w/shelves w/whiteboard back	19	43	61.4	100	134	\$ 1,323.00
921W00000P_	Doors w/shelves w/whiteboard back	19	43	61.4	100	167	\$ 1,600.00

CASCADE LAMINATE COLOR CHOICE

- Asian Night **ANG**
- Pewter Mesh **PEW**
- High Rise **HRE**
- Palisades Oak **PSO**
- Mission Maple **MIM**
- Wild Cherry **CHE**
- Grey Nebula **GNB**
- Boardwalk Oak **BWK**
- Classic Linen **CLN**
- Buka Bark **BBK**
- Flax Linen **FLL**
- New Age Oak **NEW**
- Fusion Maple **MAP**

CASCADE END PANEL AND EDGE COLOR CHOICE

- Apple **A**
- Burgundy **D**
- Charcoal **R**
- Forest Green **F**
- Mocha **T**
- Persian Blue **J**
- Red **L**
- Black **B**
- Cerulean **S**
- Chocolate **Q**
- Fuchsia **G**
- Navy **I**
- Platinum **P**
- Yellow **N**
- Blueberry **C**
- Champagne **O\***
- Clementine **E**
- Mint **H**
- Orange **U**
- Purple **K**

View all finish options on page 274. \*Champagne edge color only.



Cubby Mega-Tower

Cubby Mega-Cabinet

Cubby Mega-Case

### Cascade Cubby

These versatile storage units feature large cubbies for organizing backpacks of all sizes, with room left over. They offer the additional benefit of mobility thanks to their 4" or 5" dual-wheel casters. Lockable doors are available as an option, as is a Whiteboard on the Cubby Mega Tower.

The Cascade Cubby combines the quality of ready access you get with shelf storage with the organizational advantages you get with tote storage. Whether used for holding student backpacks or for learning materials, they perform well. Cascade Cubbies are the newest addition to our flexible, scalable, comprehensive solutions for organization, storage and distribution of materials within the school.

- All-steel cabinet rolls on dual-wheel casters: 4" casters for Mega-Case; 5" casters for Mega-Tower and Mega-Cabinet
- Whiteboard back available on Mega-Tower for +\$195.00 list.

Flexible, scalable comprehensive storage solutions.



Cascade Cubby Mega-Tower  
Model F11000000P<sup>A</sup>  
Shown in Apple.



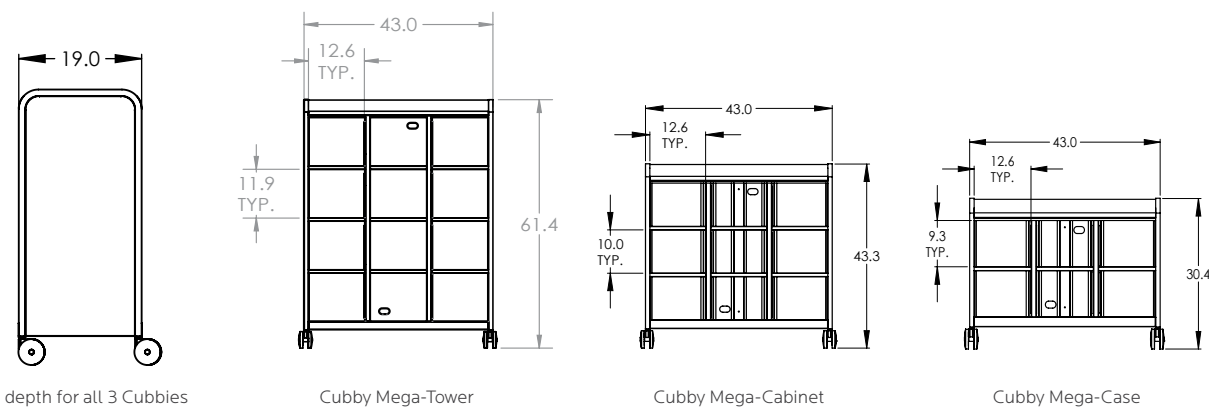
Cascade Cubby Mega-Cabinet  
Model E11000000P<sup>C</sup>  
Shown in Blueberry.



Cascade Cubby Mega-Case  
Model D11000000P<sup>E</sup>  
Shown in Clementine.

### Cascade Cubby

MODEL	DESCRIPTION		D"	W"	H"	F.C.	CUBE	WT.	UPS	2017 LIST
<b>Cascade Cubby Mega-Tower</b>										
F11000000P <sub>-</sub>	Open w/12 Cubbies	w/casters	19	43	61.4	100		135		\$ 1,595.00
F21000000P <sub>-</sub>	Doors w/12 Cubbies	w/casters	19	43	61.4	100		154		\$ 1,872.00
F31000000P <sub>-</sub>	Open w/12 Cubbies	w/glides	19	43	56.4	100		132		\$ 1,570.00
F41000000P <sub>-</sub>	Doors w/12 Cubbies	w/glides	19	43	56.4	100		151		\$ 1,847.00
<b>Cascade Cubby Mega-Cabinet</b>										
E11000000P <sub>-</sub>	Open w/9 Cubbies	w/casters	19	43	43.4	100		128		\$ 1,295.00
E21000000P <sub>-</sub>	Doors w/9 Cubbies	w/casters	19	43	43.4	100		147		\$ 1,488.00
E31000000P <sub>-</sub>	Open w/9 Cubbies	w/glides	19	43	38.4	100		125		\$ 1,270.00
E41000000P <sub>-</sub>	Doors w/9 Cubbies	w/glides	19	43	38.4	100		144		\$ 1,463.00
<b>Cascade Cubby Mega-Case</b>										
D11000000P <sub>-</sub>	Open w/6 Cubbies	w/casters	19	43	30.4	100		97		\$ 995.00
D21000000P <sub>-</sub>	Doors w/6 Cubbies	w/casters	19	43	30.4	100		111		\$ 1,134.00
D31000000P <sub>-</sub>	Open w/6 Cubbies	w/glides	19	43	25.4	100		94		\$ 970.00
D41000000P <sub>-</sub>	Doors w/6 Cubbies	w/glides	19	43	25.4	100		108		\$ 1,109.00



Whiteboard Back available for Mega-Tower size, +\$195 to list price  
Add W to 4th character to order. Example: F11W00000P<sub>-</sub>



#### CASCADE END PANEL AND EDGE COLOR CHOICE

- Apple **A**
- Burgundy **D**
- Charcoal **R**
- Forest Green **F**
- Mocha **T**
- Persian Blue **J**
- Red **L**
- Black **B**
- Cerulean **S**
- Chocolate **Q**
- Fuchsia **G**
- Navy **I**
- Platinum **P**
- Yellow **N**
- Blueberry **C**
- Champagne **O\***
- Clementine **E**
- Mint **H**
- Orange **U**
- Purple **K**

View all finish options on page 274. \*Champagne edge color only.



With five inside outlets and four exterior outlets the AV Presentation cart is a media specialist's dream.



**Model V21100000PGTACG**  
 Cascade Mega-Case AV Presentation Cart. Shown in Fuchsia End Panel & Door Handle. Riser Shelf shown in non-standard Tan Echo Laminate top color with Fuchsia edge color.



**Model V21100000PGTACG**  
 Cascade Mega-Case



**Model W21100000PSTACS**  
 Cascade Mid-Case

### Cascade AV Presentation Cart

This presentation cart provides movable, lockable storage for AV equipment, and a durable work surface. Available in 19 colors. Locking doors open 270° to provide obstruction-free access to AV gear and materials.

- Ventilation ports to help cool electronic devices and projectors.
- Cord and access ports located on back.
- Total of four electrical outlets outside and five inside connected with one 12 foot cord.
- Rolls smoothly on 4" double-wheel casters.
- 16.5" x 40.5" inside shelf included

MODEL	DESCRIPTION	D"	W"	H"	F.C.	CUBE	WT.	2017 LIST
V21100000P_---	Cascade Mega-Case AV Presentation Cart	19	43	37	100	22.7	125	\$ 1,950.00
W21100000P_---	Cascade Mid-Case AV Presentation Cart	19	29	37	100		98	\$ 1,750.00



Shown: ventilation ports to help cool electronic devices, cord access ports and one of two power modules with two external outlets. There are also five electrical outlets on the inside, not shown.

#### CASCADE LAMINATE COLOR CHOICE

- Asian Night **ANG**
- Pewter Mesh **PEW**
- High Rise **HRE**
- Palisades Oak **PSO**
- Mission Maple **MIM**
- Wild Cherry **CHE**
- Grey Nebula **GNB**
- Boardwalk Oak **BWK**
- Classic Linen **CLN**
- Buka Bark **BBK**
- Flax Linen **FLL**
- New Age Oak **NEW**
- Fusion Maple **MAP**

#### CASCADE END PANEL AND EDGE COLOR CHOICE

- Apple **A**
- Burgundy **D**
- Charcoal **R**
- Forest Green **F**
- Mocha **T**
- Persian Blue **J**
- Red **L**
- Black **B**
- Cerulean **S**
- Chocolate **Q**
- Fuchsia **G**
- Navy **I**
- Platinum **P**
- Yellow **N**
- Blueberry **C**
- Champagne **O\***
- Clementine **E**
- Mint **H**
- Orange **U**
- Purple **K**

View all finish options on page 274. \*Champagne edge color only.

Cascade Teacher Wardrobe with totes

This high-capacity, versatile, mobile storage unit is available with tote trays and a shelf and can be fitted with optional locking doors. Our Cascade Storage System allows educators to organize, store and distribute learning materials. This mobile storage unit is highly customizable to hold items in a wide range of sizes and shapes—from daily assignments to art supplies.

Lessen the footprint of your teacher's area.

Conveniently store the essentials.



**Model R10006062P**  
Cascade Teacher Wardrobe with casters.  
Open with SW totes.



**Model L10024000PE**  
Cascade Teacher Wardrobe with casters.  
Open with SW totes.

**Available with locking doors.**

Standard Width (SW) Tote



Extra Wide (EW) Tote



MODEL	DESCRIPTION	D"	W"	H"	F.C.	CUBE	WT.	UPS	2017 LIST
<b>Totes with Housing*</b>									
30925	SW (Standard Width) housing with tote	16.8	13.5	3	70		8		\$ 93.00
30926	EW (Extra Wide) housing with tote	16.8	19.6	3	70		10		\$ 103.00
30927	SW (Standard Width) housing only				70		2		\$ 55.00
30928	EW (Extra Width) housing only				70		3		\$ 69.00
<b>Interchange Totes with Standard Width Housing*</b>									
66013	Interchange SW (Standard Width) Tote Tray w/housing								\$ 88.00
66014	Interchange SW (Standard Width) housing only								\$ 68.00
<b>Standard Width Totes*</b>									
66000	SW Single Depth tote Clear 3"	16.8	12.3	3	70		4		\$ 20.00
66001	SW Double Depth tote Clear 6"	16.8	12.3	6	70		6		\$ 29.00
66002	SW Quad Depth tote Clear 12"	16.8	12.3	12	70		8		\$ 47.00
<b>Extra Wide Totes*</b>									
66010	EW Single Depth tote Clear	16.6	18.4	3	70		5		\$ 36.00
66011	EW Double Depth tote Clear	16.6	18.4	6	70		7		\$ 47.00
<b>Tote Lids</b>									
66020	SW tote lid	16.8	13.5	1	70		2		\$ 17.00
66021	EW tote lid	16.6	18.4	1	70		3		\$ 20.00
66030	Plastic Label Cover (Avery® Label sold separately. #5162)								\$ 2.00

\*See tote compatibility chart on page 231 for which desks work.

Standard Width (SW) Tote with Lid (66020) & Label Cover (66030)



Extra Wide (EW) Tote with Lid (66021) & Label Cover (66030)  
For desk compatibility, see page 231.



Cascade Teacher Wardrobe with totes

MODEL	DESCRIPTION	D"	W"	H"	F.C.	WT.	2017 LIST
<b>Right-hand Standard Width (SW) Totes</b>							
R10024000P_	Open w/twenty-four 3" SW totes w/casters	19	43	61.4	100	147	\$ 1,707.00
R20024000P_	Doors w/twenty-four 3" SW totes w/casters	19	43	61.4	100	179	\$ 2,011.00
R10000120P_	Open w/twelve 6" SW totes w/casters	19	43	61.4	100	147	\$ 1,590.00
R10006062P_	Open w/six 3" and six 6" and two 12" SW totes w/casters	19	43	61.4	100	147	\$ 1,623.00
R20000120P_	Doors w/twelve 6" SW totes w/casters	19	43	61.4	100	179	\$ 1,895.00
R20006062P_	Doors w/six 3" and six 6" and two 12" SW totes w/casters	19	43	61.4	100	179	\$ 1,928.00

Note: \*Specify whether you would like shelf/wardrobe on Left or Right. Model numbers for Left-hand Shelf begin with L.

Whiteboard Back available for Mega-Tower size, +\$ 195 to list price  
Add W to 4th character to order. Example: R10W24000P\_

CASCADE END PANEL AND EDGE COLOR CHOICE

- Apple **A**
- Burgundy **D**
- Charcoal **R**
- Forest Green **F**
- Mocha **T**
- Persian Blue **J**
- Red **L**
- Black **B**
- Cerulean **S**
- Chocolate **Q**
- Fuchsia **G**
- Navy **I**
- Platinum **P**
- Yellow **N**
- Blueberry **C**
- Champagne **O\***
- Clementine **E**
- Mint **H**
- Orange **U**
- Purple **K**

View all finish options on page 274. \*Champagne edge color only.



The Teacher's Desk for the 21st Century.

# TEACHER DESKS



Single Cabinet



Double Cabinet



Single Bullet Cabinet



Double Bullet Cabinet



Acrobat Teacher Desk

The teacher's role has evolved from transmitting knowledge and maintaining order to facilitating learning and managing learning materials. That's why the teacher's equipment has evolved, also.

Developed in anticipation of these 21st Century needs, the Cascade Teacher's Desk makes use of Cascade Totes that can be transferred directly to Cascade Storage Units and properly equipped student desks. This allows the Teacher's desk to be the central hub in managing projects and learning materials.



AddPower

Bullet

Rectangle

Double Bullet



Transfer from cabinet.

Totes from the Cascade Wardrobe can be removed and distributed as needed.



Transfer to teacher's desk.

Totes holding materials needed for the day's lesson can be moved to the pedestal.



Transfer to student.

Totes can be distributed to students' desks.





CASCADE  
MINI-CASE,  
LECTERN  
PAGE 234



21096 BOOK CART  
PAGE 270



CASCADE  
MEGA-TOWER  
PAGE 243



UXL TEACHER  
MOBILE CHAIR  
PAGE 48

CASCADE TEACHER DESK  
PAGE 263

The essentials  
for teacher success.

[SMITHSYSTEM.COM/FURNITURE-TYPES/TEACHER](http://SMITHSYSTEM.COM/FURNITURE-TYPES/TEACHER)





Model 26151. Shown in non-standard Grey Mesh top with Fuchsia edge and Platinum frame.



Model 26155. Shown in Fusion Maple top with Clementine edge and Platinum frame.

### Cascade Teacher Desk Single Cabinet

The Cascade Teacher Desk offers a stable, mobile and versatile workspace, integrated wire manager and modesty panel and great ingress/egress plus the unique capabilities of Cascade Storage, a scalable solution for organization, storage and distribution of learning materials. Locate the pedestal on the left or right side; its drawers are Cascade Totes. 1 1/4" top with Bumper T-Mold. Choose from 13 standard laminate colors and 20 standard edge colors. Platinum or Black frame.

- Work surface is rugged high-pressure laminate.
- Fully welded 20-gauge steel frame for durability.
- Rolls smoothly on 3" dual-wheel casters.
- Standard width (SW) totes.

MODEL	DESCRIPTION	D"	W"	H"	F.C.	CUBE	WT.	UPS	2017 LIST
Standard Width (SW) Totes									
26150	Open w/six 3" SW totes	Left-hand	24	54	30.25	70	122		\$ 869.00
26151	Open w/six 3" SW totes	Right-hand	24	54	30.25	70	122		\$ 869.00
26152	Door w/six 3" SW totes	Left-hand	24	54	30.25	70	129		\$ 976.00
26153	Door w/six 3" SW totes	Right-hand	24	54	30.25	70	129		\$ 976.00
26154	Open w/two 3" and one 12" SW totes	Left-hand	24	54	30.25	70	122		\$ 839.00
26155	Open w/two 3" and one 12" SW totes	Right-hand	24	54	30.25	70	122		\$ 839.00
26156	Door w/two 3" and one 12" SW totes	Left-hand	24	54	30.25	70	129		\$ 946.00
26157	Door w/two 3" and one 12" SW totes	Right-hand	24	54	30.25	70	129		\$ 946.00

\*Add "G" to model number to specify glides. Casters are standard. Add \$25 list to single ped and \$50 list to double ped.



Model 26159. Shown in Grey Nebula top with Blueberry edge and Platinum frame.

### Cascade Teacher Desk Single Cabinet

The Cascade Teacher Desk offers a stable, mobile and versatile workspace, integrated wire manager and modesty panel and great ingress/egress. Locate the pedestal with locking drawers on the left or right side. 1 1/4" top with Bumper T-Mold. Choose from 13 standard laminate colors and 20 standard edge colors. Platinum or Black frame.

- Work surface is rugged high-pressure laminate.
- Fully welded 20-gauge steel frame for durability.
- Rolls smoothly on 3" dual-wheel casters

MODEL	DESCRIPTION	D"	W"	H"	F.C.	CUBE	WT.	UPS	2017 LIST
26158	Left-hand Teacher Desk - Box/Box/File	24	54	30.25	70		142		\$ 905.00
26159	Right-hand Teacher Desk - Box/Box/File	24	54	30.25	70		142		\$ 905.00

\*Add "G" to model number to specify glides. Casters are standard. Add \$25 list to single ped and \$50 list to double ped.



Model 19198



Model 19199

MODEL	DESCRIPTION	D"	W"	H"	F.C.	CUBE	WT.	UPS	2017 LIST
Cascade Free Standing Drawer Pedestals									
19195	Drawer Ped Open w/top and six 3" SW totes	21	16	30.25	100	5	50		\$ 470.00
19196	Drawer Ped Open w/top and two 3" and one 12" SW totes	21	16	30.25	100	5	50		\$ 440.00
19197	Drawer Ped w/door and top and six 3" SW totes	21	16	30.25	100	5	50		\$ 584.00
19198	Drawer Ped w/door and top and two 3" and one 12" SW totes	21	16	30.25	100	5	50		\$ 553.00
19199	Box/Box/File Pedestal	21	16	29	100	5	50		\$ 506.00

**Cascade Teacher Desks Have Top and Edge Choices**

**CHOICE 1** - 1 1/4" top with Bumper T-Mold no letter to follow Model No.

**CHOICE 2** - 1 1/4" top with 4mm T-Mold D to follow Model No.

AddPower  
SEE PAGE 272 FOR ORDER INFO

#### CASCADE TEACHER DESK LAMINATE COLOR CHOICE

- Asian Night
- Pewter Mesh
- High Rise
- Palisades Oak
- Mission Maple
- Wild Cherry
- Grey Nebula
- Boardwalk Oak
- Classic Linen
- Buka Bark
- Flax Linen
- New Age Oak
- Fusion Maple

#### FRAME COLOR CHOICE

- Black
- Platinum

#### CASCADE TEACHER DESK EDGE COLOR CHOICE

- Apple A
- Burgundy D
- Charcoal R
- Forest Green F
- Mocha T
- Persian Blue J
- Red L
- Black B
- Cerulean S
- Chocolate Q
- Fuchsia G
- Navy I
- Platinum P
- Yellow N
- Blueberry C
- Champagne O\*
- Clementine E
- Mint H
- Orange U
- Purple K

View all finish options on page 274.



### Cascade Teacher Desk Double Cabinet

The Cascade Teacher Desk offers a stable, mobile and versatile workspace, integrated wire manager and modesty panel and great ingress/egress plus the unique capabilities of Cascade Storage, a scalable solution for organization, storage and distribution of learning materials. The two pedestals' drawers are Cascade totes. 1 1/4" top with Bumper T-Mold. Choose from 13 standard laminate colors and 20 standard edge colors. Platinum or Black frame.

- Work surface is rugged high-pressure laminate.
- Fully welded 20-gauge steel frame for durability.
- Rolls smoothly on 3" dual-wheel casters.

Model 26171. Shown in non-standard Blond Echo top with Persian Blue edge and Platinum frame.

MODEL	DESCRIPTION	D"	W"	H"	F.C.	CUBE	WT.	UPS	2017 LIST
Standard Width (SW) Totes									
26170	Open w/twelve 3" SW totes	24	67	30.25	70		153		\$ 1,097.00
26171	Open w/four 3" and two 12" SW totes	24	67	30.25	70		153		\$ 1,145.00

\*Add "G" to model number to specify glides. Casters are standard. Add \$25 list to single ped and \$50 list to double ped.



### Cascade Teacher Desk Double Cabinet

One of the pedestals has locking drawers, the other has Cascade Totes for drawers. 1 1/4" top with Bumper T-Mold. Choose from 13 standard laminate colors and 20 standard edge colors. Platinum or Black frame.

Model 26173. Shown in non-standard Blond Echo top with Persian Blue edge and Platinum frame.

MODEL	DESCRIPTION	D"	W"	H"	F.C.	CUBE	WT.	UPS	2017 LIST
Standard Width (SW) Totes & Pedestal									
26172	Open w/six 3" totes & Box/Box/File pedestal	24	67	30.25	70		173		\$ 1,262.00
26173	Open w/two 3", one 12" tote and Box/Box/File pedestal	24	67	30.25	70		173		\$ 1,212.00

\*Add "G" to model number to specify glides. Casters are standard. Add \$25 list to single ped and \$50 list to double ped.



### Cascade Teacher Desk Double Cabinet

The two pedestals' drawers are Cascade Totes that can be secured with locking doors. 1 1/4" top with Bumper T-Mold. Choose from 13 standard laminate colors and 20 standard edge colors. Platinum or Black frame.

Model 26175. Shown in non-standard Amber Cherry top with Black edge and Platinum frame.

MODEL	DESCRIPTION	D"	W"	H"	F.C.	CUBE	WT.	UPS	2017 LIST
Standard Width (SW) Totes									
26174	Door w/twelve 3" totes	24	67	30.25	70		167		\$ 1,433.00
26175	Door w/four 3" and two 12" totes	24	67	30.25	70		167		\$ 1,371.00

\*Add "G" to model number to specify glides. Casters are standard. Add \$25 list to single ped and \$50 list to double ped.



Double Cabinet with Two Pedestals, Model 26178  
Shown with Non-standard Amber Cherry top, Black edge and Platinum frame. Shown with optional UXL Mobile Chair.



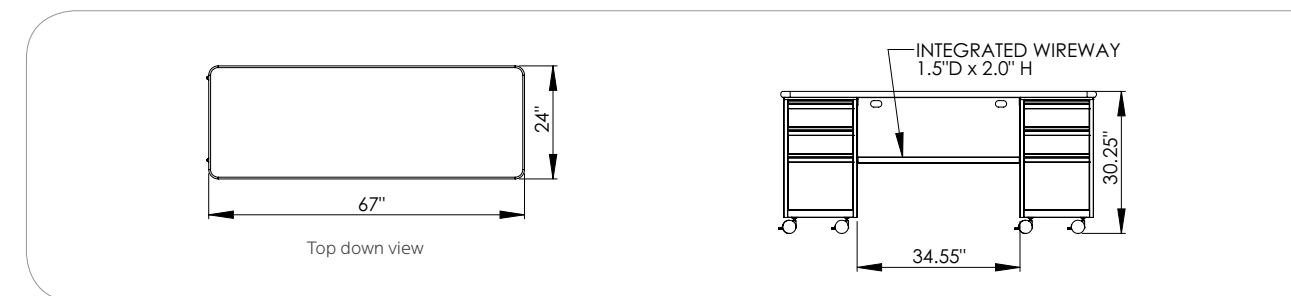
Model 26177. Shown in non-standard Blond Echo top with Persian Blue edge and Platinum frame.

### Cascade Teacher Desk Double Cabinet

The Cascade Teacher Desk offers a stable, mobile and versatile workspace, integrated wireway and modesty panel and great ingress/egress plus the unique capabilities of Cascade Storage, a scalable solution for organization, storage and distribution of learning materials. One of the pedestals has locking drawers, the other has Cascade Totes for drawers, secured with a locking door. 1 1/4" top with Bumper T-Mold. Choose from 13 standard laminate colors and 20 standard edge colors. Platinum or Black frame.

MODEL	DESCRIPTION	D"	W"	H"	F.C.	CUBE	WT.	UPS	2017 LIST
Standard Width (SW) Totes & Pedestal									
26176	Door w/six 3" totes & Box/Box/File pedestal	24	67	30.25	70		180		\$ 1,374.00
26177	Door w/two 3", one 12" tote & Box/Box/File pedestal	24	67	30.25	70		180		\$ 1,326.00
Pedestals									
26178	Two Box/Box/File pedestals	24	67	30.25	70		193		\$ 1,278.00
26188	One File/File & One Box/Box/File pedestal	24	67	30.25	70		193		\$ 1,278.00

\*Add "G" to model number to specify glides. Casters are standard. Add \$25 list to single ped and \$50 list to double ped.



**Cascade Teacher Desks Have Top and Edge Choices**

**1 1/4" Tops**

**CHOICE 1** 3/8" Bumper T-Mold  
no letter to follow Model No.

**CHOICE 2** 4mm T-Mold  
D to follow Model No.

AddPower  
SEE PAGE 272 FOR ORDER INFO

**CASCADE TEACHER DESK LAMINATE COLOR CHOICE**

Asian Night, Pewter Mesh, High Rise, Palisades Oak, Mission Maple, Wild Cherry, Grey Nebula, Boardwalk Oak, Classic Linen, Buka Bark, Flax Linen, New Age Oak, Fusion Maple

**FRAME COLOR CHOICE**

Black, Platinum

**CASCADE TEACHER DESK EDGE COLOR CHOICE**

Apple, Burgundy, Charcoal, Forest Green, Mocha, Persian Blue, Red, Black, Cerulean, Chocolate, Fuchsia, Navy, Platinum, Yellow, Blueberry, Champagne, Clementine, Mint, Orange, Purple

View all finish options on page 274.





Model 26161. Shown in Fusion Maple top with Red edge and Platinum frame.



Model 26163. Shown in Fusion Maple top with Red edge and Platinum frame.



Model 26165. Shown in Fusion Maple top with Red edge and Platinum frame.

### Cascade Teacher Desk Single Bullet Cabinet

The Cascade Teacher Desk offers a stable, mobile and versatile workspace, integrated wire manager and modesty panel and great ingress/egress plus the unique capabilities of Cascade Storage, a scalable solution for organization, storage and distribution of learning materials. Three drawers: Box/Box/File. 1 1/4" top with Bumper T-Mold. Choose from 13 standard laminate colors and 20 standard edge colors. Platinum or Black frame.

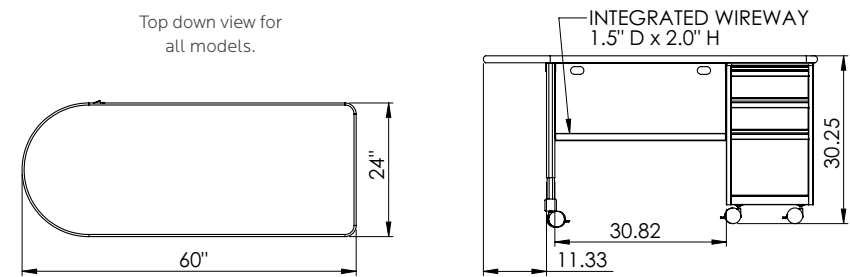
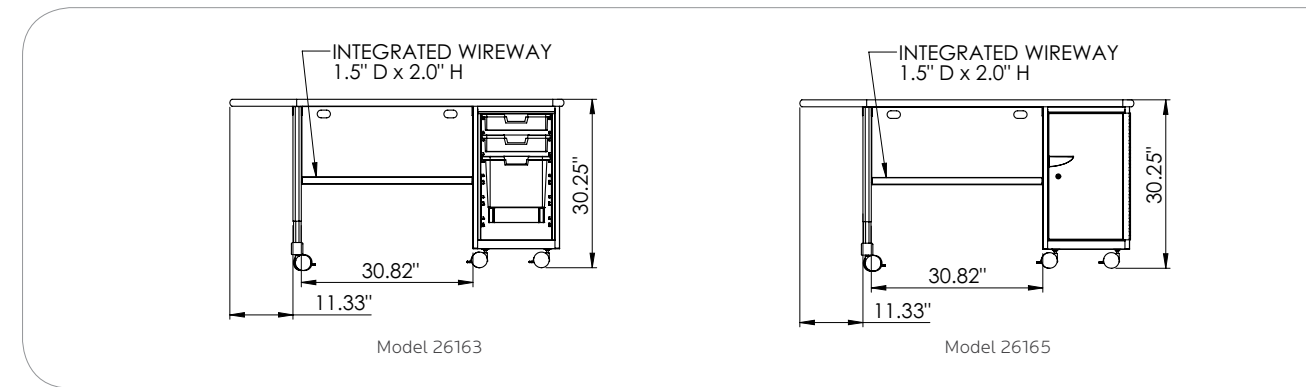
- Work surface is rugged high-pressure laminate.
- Fully welded 20-gauge steel frame for durability.
- Rolls smoothly on 3" dual-wheel casters.

MODEL	DESCRIPTION	D"	W"	H"	F.C.	CUBE	WT.	UPS	2017 LIST
Pedestal									
26160	Teacher Desk w/Box/Box/File ped	Left Hand	24	60	30.25		149		\$ 932.00
26161	Teacher Desk w/Box/Box/File ped	Right Hand	24	60	30.25		149		\$ 932.00

\*Add "G" to model number to specify glides. Casters are standard. Add \$25 list to single ped and \$50 list to double ped.

MODEL	DESCRIPTION	D"	W"	H"	F.C.	CUBE	WT.	UPS	2017 LIST
Standard Width (SW) Totes									
26162	Open w/two 3" and one 12" totes	Left Hand	24	60	30.25		129		\$ 866.00
26163	Open w/two 3" and one 12" totes	Right Hand	24	60	30.25		129		\$ 866.00
26166	Open w/six 3" totes	Left Hand	24	60	30.25		129		\$ 972.00
26167	Open w/six 3" totes	Right Hand	24	60	30.25		129		\$ 972.00
26164	Door w/two 3" and one 12" totes	Left Hand	24	60	30.25		136		\$ 895.00
26165	Door w/two 3" and one 12" totes	Right Hand	24	60	30.25		136		\$ 895.00
26168	Door w/six 3" totes	Left Hand	24	60	30.25		136		\$ 1,002.00
26169	Door w/six 3" totes	Right Hand	24	60	30.25		136		\$ 1,002.00

\*Add "G" to model number to specify glides. Casters are standard. Add \$25 list to single ped and \$50 list to double ped.



Cascade Teacher Desks Have Top and Edge Choices

1 1/4" Tops

CHOICE 1 - 3/8" Bumper T-Mold (no letter to follow Model No.)

CHOICE 2 - 4mm T-Mold (D to follow Model No.)

CHOICE 1 - 1 1/4" top with Bumper T-Mold (no letter to follow Model No.)

CHOICE 2 - 1 1/4" top with 4mm T-Mold (D to follow Model No.)

AddPower  
SEE PAGE 272 FOR ORDER INFO

CASCADE TEACHER DESK LAMINATE COLOR CHOICE

FRAME COLOR CHOICE

Asian Night, Pewter Mesh, High Rise, Palisades Oak, Mission Maple, Wild Cherry, Grey Nebula, Black, Boardwalk Oak, Classic Linen, Buka Bark, Flax Linen, New Age Oak, Fusion Maple, Platinum

CASCADE TEACHER DESK EDGE COLOR CHOICE

Apple, Burgundy, Charcoal, Forest Green, Mocha, Persian Blue, Red, Black, Cerulean, Chocolate, Fuchsia, Navy, Platinum, Yellow, Blueberry, Champagne, Clementine, Mint, Orange, Purple

View all finish options on page 274.



**Model 26182.** Shown in non-standard Blond Echo top with Cerulean edge and Platinum frame.



**Model 26184.** Shown in non-standard Blond Echo top with Cerulean edge and Platinum frame.

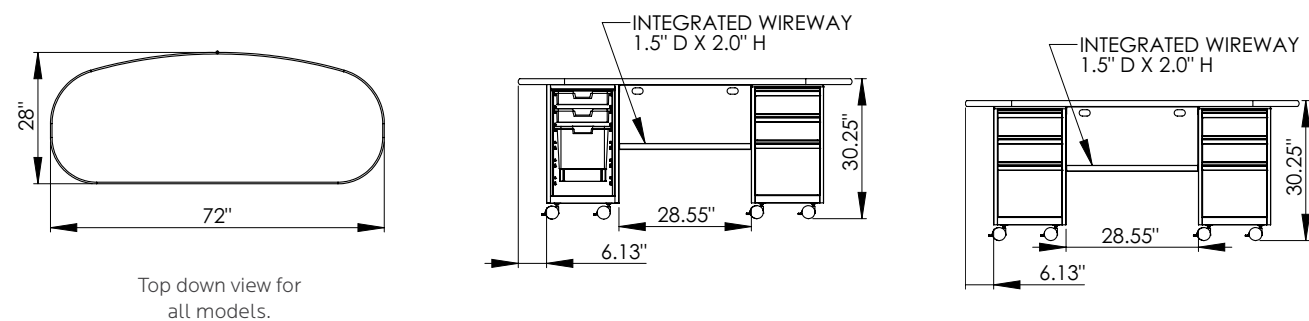
### Cascade Teacher Desk Double Bullet Cabinet

The Cascade Teacher Desk offers a stable, mobile and versatile workspace, integrated wire manager and modesty panel and great ingress/egress plus the unique capabilities of Cascade Storage, a scalable solution for organization, storage and distribution of learning materials. The two pedestals' drawers are Cascade totes. 1 1/4" top with Bumper T-Mold. Choose from 13 standard laminate colors and 20 standard edge colors. Platinum or Black frame.

- Work surface is rugged high-pressure laminate.
- Fully welded 20-gauge steel frame for durability.
- Rolls smoothly on 3" dual-wheel casters.

MODEL	DESCRIPTION	D"	W"	H"	F.C.	CUBE	WT.	UPS	2017 LIST
<b>Standard Width (SW) Totes</b>									
26182	Open w/twelve 3" totes	28	72	30.25	70	167	167		\$ 1,246.00
26184	Open Desk w/four 3" & two 12" totes	28	72	30.25	70	167	167		\$ 1,185.00
26183	Door w/twelve 3" totes	28	72	30.25	70	181	181		\$ 1,473.00
26185	Door w/four 3" and two 12" totes	28	72	30.25	70	181	181		\$ 1,411.00

\*Add "G" to model number to specify glides. Casters are standard. Add \$25 list to single ped and \$50 list to double ped.



**Model 26179.** Shown in non-standard Blond Echo top with Cerulean edge and Platinum frame.



**Model 26180.** Shown in non-standard Blond Echo top with Cerulean edge and Platinum frame.

MODEL	DESCRIPTION	D"	W"	H"	F.C.	CUBE	WT.	UPS	2017 LIST
<b>Standard Width (SW) Totes &amp; Pedestal</b>									
26179	Open w/two 3" & one 12" totes & Box/Box/File Pedestals	28	72	30.25			187		\$ 1,252.00
26186	Open w/six 3" & Box/Box/File Pedestals	28	72	30.25			187		\$ 1,301.00
26181	Door w/two 3" totes & one 12" tote & Box/Box/File Pedestals	28	72	30.25			194		\$ 1,365.00
26187	Door w/six 3" & Box/Box/File Pedestals	28	72	30.25			194		\$ 1,414.00
<b>Pedestal</b>									
26180	Two Box/Box/File Pedestals	28	72	30.25			207		\$ 1,318.00
26194	One File/File & One Box/Box/File	28	72	30.25			207		\$ 1,318.00

\*Add "G" to model number to specify glides. Casters are standard. Add \$25 list to single ped and \$50 list to double ped.



**Model 19198**



**Model 19199**

MODEL	DESCRIPTION	D"	W"	H"	F.C.	CUBE	WT.	UPS	2017 LIST
<b>Cascade Free Standing Drawer Pedestals</b>									
19195	Drawer Ped Open w/top and six 3" SW totes	21	16	30.25	100	5	50		\$ 470.00
19196	Drawer Ped Open w/top and two 3" and one 12" SW totes	21	16	30.25	100	5	50		\$ 440.00
19197	Drawer Ped w/door and top and six 3" SW totes	21	16	30.25	100	5	50		\$ 584.00
19198	Drawer Ped w/door and top and two 3" and one 12" SW totes	21	16	30.25	100	5	50		\$ 553.00
19199	Box/Box/File Pedestal	21	16	29	100	5	50		\$ 506.00

#### Cascade Teacher Desks Have Top and Edge Choices

**1 1/4" Tops**

**CHOICE 1** - 3/8" Bumper T-Mold no letter to follow Model No.

**CHOICE 2** - 4mm T-Mold to follow Model No.

**AddPower**  
SEE PAGE 272 FOR ORDER INFO

#### CASCADE TEACHER DESK LAMINATE COLOR CHOICE

- Asian Night
- Boardwalk Oak
- Burgundy
- Cerulean
- Blueberry
- Pewter Mesh
- Classic Linen
- Champagne
- High Rise
- Buka Bark
- Charcoal
- Chocolate
- Clementine
- Palisades Oak
- Flax Linen
- Mission Maple
- New Age Oak
- Wild Cherry
- Fusion Maple

#### FRAME COLOR CHOICE

- Black
- Platinum

#### CASCADE TEACHER DESK EDGE COLOR CHOICE

- Apple
- Black
- Blueberry
- Burgundy
- Cerulean
- Champagne
- Charcoal
- Chocolate
- Clementine
- Forest Green
- Fuchsia
- Mint
- Mocha
- Navy
- Orange
- Persian Blue
- Platinum
- Purple
- Red
- Yellow

View all finish options on page 274.





Shown with optional Casters, Model 17554 \$107.00; optional Intuit Adjustable Chair, Model 00531 \$333.00 and optional Flat Panel Mount, Model 17353 \$199.00

### Acrobat Rectangle Instructor Desk

Combining maximum stability, a generous workspaces and great ingress/egress, the Acrobat Rectangle Instructor Desk also offers an integrated modesty panel and wire manager. Choose from 13 standard laminate colors, 20 standard edge colors and two frame colors.

- Cable tray and port holes in the modesty panel keep wires neatly organized.
- Strong 10" deep double-wall legs are 18-gauge steel with radius corners.
- The base is 16-gauge steel, color matched to the legs, featuring lock-in-place end caps and adjustable leveling glides.

MODEL	DESCRIPTION	D"	W"	H"	F.C.	CUBE	WT.	UPS	2017 LIST
<b>30" Deep Models</b>									
26443	Acrobat Rectangle Instructor Desk	30	48	24-36	70	5.2	110		\$ 747.00
26453	Acrobat Rectangle Instructor Desk	30	60	24-36	70	6.3	125		\$ 822.00
26526	Acrobat Rectangle Instructor Desk	30	72	24-36	70	7.3	140		\$ 917.00
26528	Acrobat Rectangle Instructor Desk w/Box/Box/File Ped	30	60	24-36	85	10.7	191		\$ 1,177.00



### Acrobat Peninsula Instructor Desk

Featuring a generous workspace enhanced by a Peninsula (suited for one-to-one or one-to-two conferences), maximum stability and great ingress/egress, the Acrobat Peninsula Instructor Desk also offers an integrated modesty panel and wire manager. Choose from 13 standard laminate colors, 20 standard edge colors and two frame colors.

Shown in Buka Bark top with Charcoal edge and Black frame. Shown with optional Mobile Drawer Pedestal Model 19173.

MODEL	DESCRIPTION	D"	W"	H"	F.C.	CUBE	WT.	UPS	2017 LIST
26213	Acrobat Peninsula Instructor Desk	36	72	24-36	70	7.8	151		\$ 978.00
26233	Acrobat Peninsula Instructor Desk	36	60	24-36	70	6.5	135		\$ 878.00



### Mobile Drawer Pedestal

Steel construction, drawers lock and have an interlock system that prevents accidental tipping caused by more than one drawer opening at a time. Full extension ball bearing slides allow full access to drawer contents. Black or Platinum. With 2" dual-wheel casters.

MODEL	DESCRIPTION	D"	W"	H"	F.C.	CUBE	WT.	UPS	2017 LIST
19172	Mobile Drawer Pedestal File/File	22	15.5	27.5	100	5.7	50		\$ 359.00
19173	Mobile Drawer Pedestal Box/Box/File	22	15.5	25.5	100	5.7	50		\$ 355.00



### Casters

Dual-wheel casters roll easily, providing excellent mobility for desks. Use 2 for wheelbarrow style mobility (Model 17576 only).

MODEL	DESCRIPTION	D"	W"	H"	F.C.	CUBE	WT.	UPS	2017 LIST
17576	3" Dual-Wheel Caster Pack Set of 4, 4 locking	3"dia.		3	70	0.1	5	*	\$ 76.00
17554	4" Dual-Wheel Caster Pack Set of 4, 2 locking	4"dia.		4	70	0.2	5	*	\$ 107.00

**Acrobat Teacher Desks Have Top and Edge Choices**

**1 1/4" Tops**

**3/8" Bumper T-Mold CHOICE 1**

**CHOICE 1** - 1 1/4" top with Bumper T-Mold no letter to follow Model No.

**4mm T-Mold CHOICE 2**

**CHOICE 2** - 1 1/4" top with 4mm T-Mold to follow Model No.

**AddPower**  
SEE PAGE 272 FOR ORDER INFO

#### ACROBAT WORKSTATION LAMINATE COLOR CHOICE

- Asian Night
- Boardwalk Oak
- Pewter Mesh
- Classic Linen
- High Rise
- Buka Bark
- Palisades Oak
- Flax Linen
- Mission Maple
- New Age Oak
- Wild Cherry
- Fusion Maple
- Grey Nebula

#### FRAME COLOR CHOICE

- Black
- Platinum

#### ACROBAT WORKSTATION EDGE COLOR CHOICE

- Apple
- Black
- Blueberry
- Burgundy
- Cerulean
- Champagne
- Charcoal
- Chocolate
- Clementine
- Forest Green
- Fuchsia
- Mint
- Mocha
- Navy
- Orange
- Persian Blue
- Platinum
- Purple
- Red
- Yellow

View all finish options on page 274.

Library Commons.

# STUDY SPACE

What does the library commons have in common with the library?  
While still a space dedicated to fueling the student's mind and imagination, it's become an active environment where students learn by researching, interacting and creating.



### Library Carrel System

Helps students focus in independent study, research or testing.


SEE PAGE 268



### Booktrucks

Single or double sided, practically a library on wheels.

SEE PAGES 270-271







**Model 26682 + 26683.** Shown in Wild Cherry with Black edge and Black frame. Shown with optional Intuit Adjustable Stools in Black, Model 00541.



**Model 26682.** Shown in Wild Cherry with Black edge and Black frame. Shown with optional Intuit Stack Chair in Black, Model 00560.



**Model 26684.** Shown in Pewter Mesh top with Persian Blue edge and Platinum frame. Shown with optional UXL Nest & Fold Chair with Arms in Persian Blue, Model NF187PJPJLR.



**Model 26680.** Shown in Wild Cherry with Black edge and Platinum frame. Shown with optional UXL Adjustable Chair in Black, Model XL035FBPB.

### Acrobat™ Carrel System

The work surface can be sat at 28" h to serve as a desk or workstation, or at 36" h to serve as a kiosk for patron usage. Panels are pre-drilled for both heights. Choose from 13 standard laminate colors, 20 standard edge colors and two frame colors.

- Top and end panels surrounded by 3/8" thick bumper edge stapled in place every eight inches.
- 1 1/4" thick end panels and work surface with high-pressure laminate.
- Overall height 48".
- 18-gauge steel back panel.

MODEL	DESCRIPTION	D"	W"	H"	F.C.	CUBE	WT.	UPS	2017 LIST
<b>Carrel Starter</b>									
26680	Acrobat Carrel Starter	29.83	24.5	48	70	4.0	128		\$ 605.00
26682	Acrobat Carrel Starter	29.83	36.5	48	70	4.5	145		\$ 639.00
26684	Acrobat Carrel Starter	29.83	48.5	48	70	5.0	163		\$ 671.00
<b>Carrel Adder</b>									
26681	Acrobat Carrel Adder	29.83	23.13	48	70	4.0	87		\$ 498.00
26683	Acrobat Carrel Adder	29.83	35.13	48	70	4.5	104		\$ 531.00
26685	Acrobat Carrel Adder	29.83	47.13	48	70	5.0	119		\$ 563.00



### AddPower

Add a flat surface power unit to the carrel system. Allow students to plug-in and recharge. See page 272 for more details.

**Library Carrels Have Top and Edge Choices**

**1 1/4" Tops**

**3/8" Bumper T-Mold**  
CHOICE 1

**4mm T-Mold**  
CHOICE 2

**CHOICE 1** - 1 1/4" top with Bumper T-Mold no letter to follow Model No.

**CHOICE 2** - 1 1/4" top with 4mm T-Mold to follow Model No.

#### LIBRARY CARRELS LAMINATE COLOR CHOICE

- Palisades Oak
- Fusion Maple
- Grey Nebula
- Flax Linen
- Buka Bark
- Asian Night
- Mission Maple
- New Age Oak
- Wild Cherry
- Classic Linen
- High Rise
- Pewter Mesh
- Boardwalk Oak

#### FRAME COLOR CHOICE

- Black
- Platinum

#### LIBRARY CARRELS EDGE COLOR CHOICE

- Apple
- Burgundy
- Charcoal
- Forest Green
- Mocha
- Persian Blue
- Red
- Black
- Cerulean
- Chocolate
- Fuchsia
- Navy
- Platinum
- Yellow
- Blueberry
- Champagne
- Clementine
- Mint
- Orange
- Purple

View all finish options on page 274.



Three Sloping Shelf Truck "Mini", Model 21096 (left). Shown in Platinum.



Three Flat Shelf Truck, Model 21051. Shown in Navy.



Gorilla Truck w/Six sloping shelves, Model 21101. Shown in Red. 600-lb. capacity.



The Everything Cart, Model 21088. Shown in Apple.



Six Sloping Shelf Truck, Model 21001. Shown in Cerulean. Optional Shelf Dividers, Model 21104, \$ 26.00



Three Sloping Shelf Truck, Model 21092. Shown in Sand. Shown with optional Shelf Dividers, Model 21105, \$ 29.00

## Booktruck

4" soft-tread, dual-wheel casters standard. Optional are 5" dual-wheel or 5" single-wheel. Available in 11 colors.

- Choose from single- or double-sided configurations.
- Baked-on powder coat finish provides lasting color.
- Choose from 11 colors.
- Double-sided models have sloping shelves that are 34" long x 7 1/2" deep on each side and a 6" high back.
- 18-gauge steel, welded construction.

MODEL	DESCRIPTION	D"	W"	H"	F.C.	CUBE	WT.	UPS	2017 LIST
21001	Six Sloping Shelf Truck	18	36	43	150	17.0	73		\$ 517.00
21004	Six Sloping Shelf Truck w/6 book supports	18	36	43	150	17.0	76		\$ 569.00
21092	Three Sloping Shelf Truck	14	36	43	150	15.2	60		\$ 377.00
21094	Three Sloping Shelf Truck w/3 book supports	14	36	43	150	15.2	62		\$ 403.00
21096	Three Sloping Shelf Truck	14	24	43	150	12.2	46	*	\$ 376.00
21051	Three Flat Shelf Truck	18	36	43	150	17.0	62		\$ 444.00
21088	Everything Cart	18	36	36	150	15.0	70		\$ 528.00
21101	Gorilla Truck 6 Sloping Shelf w/six 5" casters	18	36	44	150	17.0	89		\$ 628.00

### BOOKTRUCK COLOR CHOICE

- Apple
- Cerulean
- Forest Green
- Persian Blue\*
- Purple
- Sand\*
- Black\*
- Clementine
- Navy
- Platinum\*
- Red\*

\* Quick Ship colors: Black, Sand, Platinum, Persian Blue and Red (up to quantity of 5). All other colors 8 weeks.

## Booktruck Accessories



### Booktruck Top

This shelf adds utility. For Smith System 36" booktrucks, it includes pole supports in Platinum. Choose from all 13 laminate colors and 20 edge colors. To assure maximum strength, only the 1 1/4" thick top is available.

Shown in non-standard Golden Oak top with Red edge.

MODEL	DESCRIPTION	D"	W"	H"	F.C.	CUBE	WT.	UPS	2017 LIST
21109	Booktruck Top	18	38	1.25			35		\$ 249.00



### Booktruck Sliding Shelf Divider

Helps keep books in place and limit shifting. Available in 3 pack. Choose Black or Smoke.

Shown in Black.

MODEL	DESCRIPTION	D"	W"	H"	F.C.	CUBE	WT.	UPS	2017 LIST
21104	Dividers for models 21001-21031	7		6	70	0.1	2	*	\$ 26.00
21105	Dividers for models 21092-21096	10		6	70		2	*	\$ 29.00

## Booktruck Caster Options



**4" Dual-wheel Casters**  
4 pack. Soft thread.

**No-locking wheels**  
17560 \$65.00

**2-locking wheels**  
17565 \$75.00



**5" Dual-wheel Casters**  
4 pack. Soft thread.

**No-locking wheels**  
17566 \$90.00

**2-locking wheels**  
17567 \$103.00



**5" Single-wheel Casters**  
4 pack. Rubber wheel.

**No-locking wheels**  
17568 \$101.00

**2-locking wheels**  
17569 \$118.00



# AddPower

This symbol indicates you can add power to select tables.



You will find the "ADD POWER" logo throughout this catalog. It signifies which Smith System tables are compatible with our 2017 power units.

When ordering, please submit a drawing with your order to indicate the desired positioning of the power unit on the work surface. All power accessories are special order, a custom feature per table and are non-returnable. For more information call 800.328.1061.



## Flat Power Module

Shown, Model 017098 SLV  
1 power, 1 Twin USB port

MODEL	DESCRIPTION	D"	W"	H"	UPS	2017 LIST
017098 SLV	1 power, 1 Twin USB port				*	\$ 260.00
017097 SLV	2 power				*	\$ 175.00



## NEW 2017 Soft Touch Dome Power Module

Shown, Model 017079 BLA  
2 power, 1 Twin USB port,  
1 power cord

MODEL	DESCRIPTION	D"	W"	H"	UPS	2017 LIST
017079 BLA	2 power, 1 Twin USB port				*	\$ 245.00
017078 BLA	3 power				*	\$ 160.00



## Clamp-On Power Module

4 plug power outlet with  
15 ft cord

MODEL	DESCRIPTION	D"	W"	H"	UPS	2017 LIST
17107	4 power	2.8	6.6	3.3	*	\$ 375.00



## Surface Power Module

Shown, Model 017093 SLV  
4 power

MODEL	DESCRIPTION	D"	W"	H"	UPS	2017 LIST
017093 SLV	4 power	3	8	.11	*	\$ 350.00
017086 SLV	2 power, 4 USB	3	8	.11	*	\$ 350.00



## Retractable Power Module

Shown, Model 017085 SLV  
2 power, 2 Twin USB ports

MODEL	DESCRIPTION	D"	W"	H"	UPS	2017 LIST
017085 SLV	2 power, 4 USB	4.43	8.25	1.34	*	\$ 495.00
017092 SLV	4 power	4.43	8.25	1.34	*	\$ 495.00



## Retractable Mini Power Module

2 power

MODEL	DESCRIPTION	D"	W"	H"	UPS	2017 LIST
017091 SLV	2 power	3.7	3.7	1.17	*	\$ 250.00

## Supplying the school's ever increasing need for power.

When schools discovered tablet devices, the floodgates opened and the paperless and bookless era had arrived. Smith System is ready with a wide array of products to supply needed power.



Chat® Chair and Wedge table with Soft Touch Dome Power Module.



Power Bar with two Soft Touch Dome Power Modules.



Café Table with Flat Power Module.



Acrobat™ Crescent Desks with I-O Post™.



Interchange Media Table with two Surface Power Modules.



I-O Post

I-O Tower

## Add power to any room with the I-O Post™ and I-O Tower.™

### I-O™ Post

Distribute power and connectivity throughout large areas to computer users with the I-O Post. Network/phone ready, it has eight knockouts that allow the school to create a connection with one cable to the source. It also has eight grounded plugs to provide power. Available in Platinum powder coat, the I-O Post also has room to house a Wi-Fi repeater.

MODEL	DESCRIPTION	D"	W"	H"	F.C.	CUBE	WT.	UPS	2017 LIST
17090	I-O Post	19	19	44.7	70	10.0	45		\$ 1,645.00
17091	I-O Post Hard Wire	19	19	44.7	70	10.0	45		\$ 1,865.00
17095	I-O Tower (160)	19	19	54.75	70				\$ 2,728.00
<i>(16 total outlets, both the top and bottom holes will be filled from the factory with power outlets)</i>									
17096	I-O Tower (80-Upper)	19	19	54.75	70				\$ 1,843.00
<i>(8 total outlets mounted in the upper holes. The bottom holes will be blocked off with plates)</i>									
17097	I-O Tower (80-Lower)	19	19	54.75	70				\$ 1,843.00
<i>(represents 8 total outlets mounted in the lower holes. The upper holes will be blocked off with plates)</i>									
<b>Optional Accessories (I-O Post Sold Separately. Items to be installed in I-O Post)</b>									
17589	I-O Post Caster Pack							2 locking, 2 non-locking	\$ 50.00

## Standard Laminate Options

### Want to specify a different laminate?

No problem. If you have 20 or more tops of the same color -60 or -38 there is no upcharge. Have 20 or less? We can quote for you with the Wilsonart code and —finish style. We can specify other laminate—call to inquire and get a quote.



### Suggested Standard Laminates:



### Classic Standard Laminates:



All 13 of the standard laminates are -60 finish, if you need to match a laminate from a previous year, please let us know on your order (example Pewter Mesh 4878-38, our standard is -60). When a Wilsonart Laminate code includes "Y," "K," "-12," "-78," or "AEON" these are special laminates with an up-charge, even when it contains a "-60" or "-38."

## Standard Color Options

See product page for application and availability.




## Standard Top and Edge Options

Available in 3/4" and 1 1/4" thicknesses, Smith System tables and desktops give you the option of lending the tops of the room a light or substantial feel. Similarly, our edge band treatments give the choice of curved, gentle profile of bullet or bumper edges.

When choosing (D, C, V) of top and edge molding, put the designator at the end of the model number. Example: 04500V = Model 04500 with a 3/4" top and a Bullet T-Mold edge.

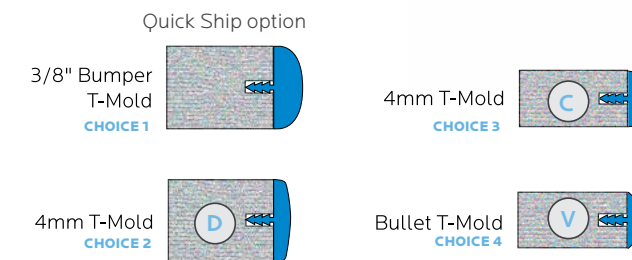
Each product is different, consult the specific product page for available options.



Choose from many different edge and top profiles.

### 1 1/4" TOPS

### 3/4" TOPS



Consult the specific product page for available options.

Our tables carry a 12-year warranty on tops and a lifetime frame warranty.

Smith System Only uses High Pressure Laminate and our edging is stapled into place every 6 – 8 inches.



There are 13 Quick Ship laminate colors and 20 bumper edge colors. Frame color availability is specified on the catalog page. Quick Ship lead time for 20 bumper edge tables and 40 chairs is 5 business days, though this may extend during the busy summer season. Please call for specific availability. If the product components are in stock, they will ship as soon as possible. All tops are made to order and not returnable.



# INDEX

Model	Description	Page
	<b>Oodle Seating</b>	
OODLE31	Oodle Stool, 3-Piece + 1 Rocker Base	44
OODLE33	Oodle Stool, 3-Piece + 3 Rocker Bases	44
OODLEBASE	Oodle Rocker Base (individual)	44
	<b>Lecterns</b>	
04619	Deluxe Table Top Lectern	212
	<b>Dual Surface Desktop Lecterns</b>	
00470	Lectern w/Swing Arm, Clamp-On	178
00471	Lectern w/Swing Arm, Bolt-On	178
00472	Lectern w/Spring Loaded Swing Arm, Clamp-On	178
	<b>Curl Top Desktop Lecterns</b>	
00480	Lectern w/Swing Arm, Clamp-On	178
00481	Lectern w/Swing Arm, Bolt-On	178
00482	Lectern w/Spring Loaded Swing Arm, Clamp-On	178
	<b>Intuit® Seating</b>	36-39
00560	19"h Intuit Stack Chair - A+ shell, powder coat frame	38
00509	18"h Intuit Stack Chair - A shell, powder coat frame	38
00562	16"h Intuit Stack Chair - B shell, powder coat frame	38
00563	14"h Intuit Stack Chair - B shell, powder coat frame	38
72134F	Optional Felt Glide for Intuit Stack Chair-set of 4	38
00530	Intuit Adj. Chair - A+, glides	39
00531	Intuit Adj. Chair - A+, casters	39
00532	Intuit Adj. - B shell w/glides	39
00533	Intuit Adj. - B shell, w/casters	39
00540	Intuit Adj. Stool - A+ shell, glides	39
00541	Intuit Adj. Stool - A+ shell, casters	39
	<b>Plato® Seating</b>	30-35
00950	18"h Plato - A shell	32
00951	16"h Plato - B+ shell, chrome frame	32
00952	14"h Plato - B shell, chrome frame	32
00953	18"h Plato Mobile Stack Chair - A Shell	33
00960	Plato Adjustable Chair w/glides - A Shell	33
00961	Plato Adjustable Chair w/casters - A Shell	33
00965	Plato Adjustable Stool w/glides - A Shell	33
00966	Plato Adjustable Stool w/casters - A Shell	33
00967	Plato Sled Chair	35
00975V	18"h Plato A shell, P-Tablet Right Hand (RH)	35
00976V	18"h Plato A shell, P-Tablet Left Hand (LH)	35
00980	28"h Plato Fixed Height Stool	34
00981	24"h Plato Fixed Height Stool	34
	<b>Rectangle Activity Tables</b>	
01003	24"dx36"w Rectangle, height adjusts 21"-30"	217
01004	24"dx36"w Rectangle, height adjusts 15"-24"	217
01005	24"dx36"w Rectangle, height adjusts 11"-16"	217
01013	24"dx48"w Rectangle, height adjusts 21"-30"	217
01014	24"dx48"w Rectangle, height adjusts 15"-24"	217
01015	24"dx48"w Rectangle, height adjusts 11"-16"	217
01913	24"dx60"w Rectangle height adjusts 21"-30"	217
01914	24"dx60"w Rectangle, height adjusts 15"-24"	217
01915	24"dx60"w Rectangle, height adjusts 11"-16"	217
01023	30"dx48"w Rectangle, height adjusts 21"-30"	217
01024	30"dx48"w Rectangle, height adjusts 15"-24"	217
01025	30"dx48"w Rectangle, height adjusts 11"-16"	217
01033	30"dx60"w Rectangle, height adjusts 21"-30"	217
01034	30"dx60"w Rectangle, height adjusts 15"-24"	217
01035	30"dx60"w Rectangle, height adjusts 11"-16"	217
01043	30"dx72"w Rectangle, height adjusts 21"-30"	217
01044	30"dx72"w Rectangle, height adjusts 15"-24"	217
01045	30"dx72"w Rectangle, height adjusts 11"-16"	217
	<b>Square Activity Table</b>	
01073	36"dx36"w Square Activity Table, height adjusts 21"-30"	217
01074	36"dx36"w Square Activity Table, height adjusts 15"-24"	217
01075	36"dx36"w Square Activity Table, height adjusts 11"-16"	217
01083	48"dx48"w Square Activity Table, height adjusts 21"-30"	217

Model	Description	Page
01084	48"dx48"w Square Activity Table, height adjusts 15"-24"	217
01085	48"dx48"w Square Activity Table, height adjusts 11"-16"	217
	<b>Round Activity Tables</b>	
01093	42"dia. Round Activity Table, height adjusts 21"-30"	218
01094	42"dia. Round Activity Table, height adjusts 15"-24"	218
01095	42"dia. Round Activity Table, height adjusts 11"-16"	218
01103	48"dia. Round Activity Table, height adjusts 21"-30"	218
01104	48"dia. Round Activity Table, height adjusts 15"-24"	218
01105	48"dia. Round Activity Table, height adjusts 11"-16"	218
01883	60"dia. Round Activity Table, height adjusts 21"-30"	218
01884	60"dia. Round Activity Table, height adjusts 15"-24"	218
01885	60"dia. Round Activity Table, height adjusts 11"-16"	218
	<b>Trapezoid Activity Tables</b>	
01133	30"dx60"w Trapezoid Table, height adjusts 21"-30"	217
01134	30"dx60"w Trapezoid Table, height adjusts 15"-24"	217
01135	30"dx60"w Trapezoid Table, height adjusts 11"-16"	217
	<b>Kidney Activity Tables</b>	
01143	Kidney Activity Table, height adjusts 21"-30"	218
01144	Kidney Activity Table, height adjusts 15"-24"	218
01145	Kidney Activity Table, height adjusts 11"-16"	218
	<b>Half Moon Activity Tables</b>	
01153	Half Moon Activity Table, height adjusts 21"-30"	218
01154	Half Moon Activity Table, height adjusts 15"-24"	218
01155	Half Moon Activity Table, height adjusts 11"-16"	218
	<b>Horseshoe Activity Tables</b>	
01933	60"dx66"w Horseshoe Table, height adjusts 21"-30"	218
01934	60"dx66"w Horseshoe Table, height adjusts 15"-24"	218
01935	60"dx66"w Horseshoe Table, height adjusts 11"-16"	218
	<b>Clover Activity Tables</b>	
01203	Clover Activity Table, 48"dia., height adjusts 21"-30"	218
01204	Clover Activity Table, 48"dia., height adjusts 15"-24"	218
01205	Clover Activity Table, 48"dia., height adjusts 11"-16"	218
	<b>Flower Activity Tables</b>	
01213	Flower Activity Table, 60"dia., height adjusts 21"-30"	218
01214	Flower Activity Table, 60"dia., height adjusts 15"-24"	218
01215	Flower Activity Table, 60"dia., height adjusts 11"-16"	218
	<b>Leg Sets for Activity Tables</b>	
01180	Leg Set for Activity Tables, height adjusts 21"-30"	218
01181	Leg Set for Activity Tables, height adjusts 15"-24"	218
01184	Leg Set for Activity Tables, height adjusts 11"-16"	218
	<b>Huddle™ Student Desks</b>	
01265	Huddle-6 Student Desk for 6 student - 6' circle	160
01266	Huddle-8 Student Desk for 8 student - 7' circle	160
01267	Huddle-8LS	160
	<b>Planner™ Student Desk</b>	
01272	20"dx27"w Student Desk, Single-Student	162
01273	20"dx27"w Student Desk, Single w/HP Top	162
01279	20"dx32"w Student Desk, Single-Student	162
01274	20"dx36"w Student Desk, Single-Student	162
01285	24"dx27"w Student Desk, Single-Student	162
01286	24"dx36"w Student Desk, Single-Student	162
01276	20"dx48"w Student Desk, Two-Student	163
01278	20"dx54"w Student Desk, Two-Student	163
01280	20"dx60"w Student Desk, Two-Student	163
01284	20"dx72"w Student Desk, Two-Student	163
01287	24"dx48"w Student Desk, Two-Student	163
01288	24"dx54"w Student Desk, Two-Student	163
01289	24"dx60"w Student Desk, Two-Student	163
01290	24"dx72"w Student Desk, Two-Student	163
01295	20"dx84"w Student Desk, Three-Student	165
01296	24"dx84"w Student Desk, Three-Student	165
	<b>Arc™ Student Desks</b>	
01351	22"dx35"w Arc-8 Flex Desk, Single-Student	146

Model	Description	Page
	<b>Flex Student Desks</b>	
01360	20"dx27"w Flex Desk, Single-Student	148
01362	20"dx27"w Flex Desk, Single-Student w/HP Top	149
01356	20"dx32"w Flex Desk, Single-Student	148
01368	20"dx36"w Flex Desk, Single-Student	148
01370	24"dx27"w Flex Desk, Single-Student	148
01371	24"dx36"w Flex Desk, Single-Student	148
01354	20"dx48"w Flex Desk, Two-Student	151
01355	20"dx54"w Flex Desk, Two-Student	151
01361	20"dx60"w Flex Desk, Two-Student	151
01363	20"dx72"w Flex Desk, Two-Student	151
01359	24"dx72"w Flex Desk, Two-Student	151
01380	24"dx54"w Flex Desk, Two-Student	151
01381	24"dx60"w Flex Desk, Two-Student	151
01382	24"dx48"w Flex Desk, Two-Student	151
	<b>Flex Desk Accessories</b>	
17190	Steel Bookbox	143, 148, 155
17200	Wire Book Basket	143, 155
17220	Tie Plates for Flex Desk	148
17221	Tie Plates for Flex Station	152
	<b>Flexline™ Technology Desks</b>	
01373	24"dx30"w Flexline Tech Desk w/Tilt Down Wire Manager	152
01374	24"dx36"w Flexline Tech Desk w/Tilt Down Wire Manager	152
01376	24"dx48"w Flexline Tech Desk w/Tilt Down Wire Manager	152
01377	24"dx60"w Flexline Tech Desk w/Tilt Down Wire Manager	152
01378	24"dx72"w Flexline Tech Desk w/Tilt Down Wire Manager	152
01383	30"dx36"w Flexline Tech Desk w/Tilt Down Wire Manager	152
01384	30"dx48"w Flexline Tech Desk w/Tilt Down Wire Manager	152
01385	30"dx30"w Flexline Tech Desk w/Tilt Down Wire Manager	152
01386	30"dx60"w Flexline Tech Desk w/Tilt Down Wire Manager	152
01387	30"dx72"w Flexline Tech Desk w/Tilt Down Wire Manager	152
	<b>Elemental™ Open Front Desks</b>	
01475V	Open Front Desk - Rectangle Top	222
01476V	Open Front Desk - Wave Top	222
01477	Open Front Desk - HP Rectangle Top	223
	<b>Café Table Bases and Tops: order separately</b>	
01501	30"dx30"w Café Top	193
01502	30"dia. Round Café Top	193
01503	36"dx36"w Café Top	193
01504	36"dia. Round Café Top	193
01505	42"dx42"w Café Top	193
01506	42"dia. Round Café Top	193
01507	48"dia. Round Café Top	193
	<b>Circular Café Bases</b>	
01450	24"dia. Circular Base, coffee table height 16"h	193, 199
01451	24"dia. Circular Base, sitting height table 29"h	193, 199
01452	24"dia. Circular Base, k-8 standing height table 36"h	193, 199
01466	24"dia. Circular Base, working height 40"h	193, 199
01453	24"dia. Circular Base, standing height 42"h	193, 199
01454	30"dia. Circular Base, coffee table height 16"h	193
01455	30"dia. Circular Base, sitting table height 29"h	193
01456	30"dia. Circular Base, k-8 standing height table 36"h	193
01467	30"dia. Circular Base, working height 40"h	193
01457	30"dia. Circular Base, standing height 42"h	193
	<b>Crisscross Bases</b>	
01458	24"dia. Crisscross Base, coffee table height 16"h	193, 199
01459	24"dia. Crisscross Base, sitting height table 29"h	193, 199
01460	24"dia. Crisscross Base, k-8 standing height table 36"h	193, 199
01468	24"dia. Crisscross Base, working height 40"h	193, 199
01461	24"dia. Crisscross Base, standing height 42"h	193, 199
01462	30"dia. Crisscross Base, coffee table height 16"h	193
01463	30"dia. Crisscross Base, sitting height table 29"h	193
01464	30"dia. Crisscross Base, k-8 standing height table 36"h	193
01469	30"dia. Crisscross Base, working height 40"h	193

Model	Description	Page
01465	30"dia. Crisscross Base, standing height 42"h	193
	<b>Double Café Table, tops only (requires 2 24"dia. bases)</b>	
01520	36"dx72"w Peanut, top only	199
01522	36"dx72"w Racetrack Oval, top only	199
01524	36"dx72"w Rectangle, top only	199
01527	42"dx72"w Double Oval, top only	199
01531	48"dx60"w Multi-Media Meeting, top only	196, 199
01555	42"dx72"w Multi-Media Meeting, top only	196, 199
	<b>Optional Power for Café Tops</b>	
017097	Flat Surface Power Module, 2 Power	193, 199
017098	Flat Surface Power Module, 1 Power 2 USB	193, 199
017078	Soft Touch Power Dome, 3 Power	193, 199
017079	Soft Touch Power Dome, 2 Power, 2 Port USB	193, 199
	<b>Silhouette™ Desks</b>	
01600	18"dx24"w Silhouette, Single-Student	141
01601	18"dx24"w Silhouette, w/HP top	141
01602	18"dx24"w Silhouette, Single-Student, fixed-height, w/glides	141
01603	18"dx24"w Silhouette, Single-Student, fixed-height, w/casters	141
01604	18"dx24"w Silhouette, w/HP top, fixed-height, w/glides	141
01605	18"dx24"w Silhouette, w/HP top, fixed-height, w/casters	141
01646	20"dx27"w Silhouette, w/HP top, fixed-height, w/casters	141
01647	20"dx27"w Silhouette, w/HP top, fixed-height, w/glides	141
01648	20"dx27"w Silhouette, Single-Student, fixed-height, w/casters	141
01649	20"dx27"w Silhouette, Single-Student, fixed-height, w/glides	141
01650	20"dx27"w Silhouette, Single-Student	141
01651	20"dx27"w Silhouette, w/HP top	141
01660	20"dx48"w Silhouette, Two-Student	141
01662	20"dx48"w Silhouette, Two-Student, fixed-height, w/glides	141
01664	20"dx48"w Silhouette, Two-Student, fixed-height, w/casters	141
01661	20"dx54"w Silhouette, Two-Student	141
01663	20"dx54"w Silhouette, Two-Student, fixed-height, w/glides	141
01665	20"dx54"w Silhouette, Two-Student, fixed-height, w/casters	141
01655	Silhouette Sequence, Single-Student	142
01658	Silhouette Sequence, Single-Student, fixed-height, w/glides	142
01659	Silhouette Sequence, Single-Student, fixed-height, w/casters	142
01653	Silhouette Curve, Single-Student	142
01654	Silhouette Curve, Single-Student, fixed-height, w/glides	142
01657	Silhouette Curve, Single-Student, fixed-height, w/casters	142
	<b>Interchange™ Open Front Student Desks</b>	
04500	Single-Student Open Front Rectangle	74
04502	Two-Student Open Front Rectangle	74
04503	Wing Open Front	68
04504	Diamond Open Front	72
04505	Mini Diamond Open Front	72
67638	Open Front Backpack Hook	68, 69, 73
	<b>Interchange Student Desks</b>	
03002	Interchange 3-2-1 Desk	76
03011	Interchange 3-2-1-LS Desk	76
03081	Interchange Two-Student Diamond Desk	71
03082	Interchange Diamond Student Desk	70
03083	Interchange Mini Diamond Desk	70
03095	Interchange Wing Desk	66
03097	Interchange Swoop Wing Desk	67
04090	Interchange Curve Desk	74
	<b>Interchange Rectangle Activity Tables</b>	
04080	20"dx27"w Rectangle Interchange Activity Table	74, 84
04081	20"dx30"w Rectangle Interchange Activity Table	84
04082	20"dx36"w Rectangle Interchange Activity Table	84
04083	20"dx48"w Rectangle Interchange Activity Table	74, 84
04084	20"dx54"w Rectangle Interchange Activity Table	84
04085	20"dx60"w Rectangle Interchange Activity Table	84
04086	20"dx72"w Rectangle Interchange Activity Table	84
04087	20"dx90"w Rectangle Interchange Activity Table	84
04100	24"dx36"w Rectangle Interchange Activity Table	84

Model	Description	Page
04101	24"dx48"w Rectangle Interchange Activity Table	84
04131	24"dx54"w Rectangle Interchange Activity Table	84
04102	24"dx60"w Rectangle Interchange Activity Table	84
04103	24"dx72"w Rectangle Interchange Activity Table	84
04104	24"dx90"w Rectangle Interchange Activity Table	84
04105	30"dx36"w Rectangle Interchange Activity Table	84
04106	30"dx48"w Rectangle Interchange Activity Table	84
04107	30"dx60"w Rectangle Interchange Activity Table	84
04108	30"dx72"w Rectangle Interchange Activity Table	84
04109	30"dx90"w Rectangle Interchange Activity Table	84
04111	36"dx48"e Rectangle Interchange Activity Table	84
04112	36"dx60"w Rectangle Interchange Activity Table	84
04113	36"dx72"w Rectangle Interchange Activity Table	84
04114	36"dx90"w Rectangle Interchange Activity Table	84
04116	42"dx60"w Rectangle Interchange Activity Table	84
04117	42"dx72"w Rectangle Interchange Activity Table	84
04118	42"dx90"w Rectangle Interchange Activity Table	84
04121	48"dx60"w Rectangle Interchange Activity Table	84
04122	48"dx72"w Rectangle Interchange Activity Table	84
04123	48"dx90"w Rectangle Interchange Activity Table	84
<b>Interchange Square Activity Tables</b>		
04110	36"dx36"w Square Interchange Activity Table	86
04115	42"dx42"w Square Interchange Activity Table	86
04119	48"dx48"w Square Interchange Activity Table	86
<b>Interchange Round Activity Tables</b>		
04124	42"dia. Round Interchange Activity Table	86
04125	48"dia. Round Interchange Activity Table	86
04126	60"dia. Round Interchange Activity Table	86
<b>Interchange Activity Tables</b>		
04127	30"dx60"w Trapezoid Interchange Activity Table	86
04128	36"dx72"w Half Moon Interchange Activity Table	86
04129	36"dx72"w Contour Interchange Activity Table	86
04130	48"dx72"w Kidney Interchange Activity Table	86
04132	60"dia. Flower Interchange Activity Table	86
04152	48"dia. Cookie Interchange Activity Table	79
04154	60"w Squiggle Interchange Activity Table	78
04155	72"w Squiggle Interchange Activity Table	78
04156	72"w Crescent Interchange Activity Table	80
04157	60"w Crescent Interchange Activity Table	80
<b>Interchange Science Tables</b>		
04101T	24"dx48"w Trespa TopLab Plus Interchange Science Table,	85
04102T	24"dx60"w Trespa TopLab Plus Interchange Science Table,	85
04103T	24"dx72"w Trespa TopLab Plus Interchange Science Table,	85
04106T	30"dx48"w Trespa TopLab Plus Interchange Science Table,	85
04107T	30"dx60"w Trespa TopLab Plus Interchange Science Table,	85
04108T	30"dx72"w Trespa TopLab Plus Interchange Science Table,	85
04131T	24"dx54"w Trespa TopLab Plus Interchange Science Table,	85
04101_CHM	24"dx48"w Interchange Activity Table w/Chemsurf Top	NIC
04102_CHM	24"dx60"w Interchange Activity Table w/Chemsurf Top	NIC
04103_CHM	24"dx72"w Interchange Activity Table w/Chemsurf Top	NIC
04106_CHM	30"dx48"w Interchange Activity Table w/Chemsurf Top	NIC
04107_CHM	30"dx60"w Interchange Activity Table w/Chemsurf Top	NIC
04108_CHM	30"dx72"w Interchange Activity Table w/Chemsurf Top	NIC
04131_CHM	24"dx54"w Interchange Activity Table w/Chemsurf Top	NIC
<b>Interchange Multi-Media Tables</b>		
04133	Engage Multi-Media Table	91
04163	Engage Multi-Media Table w/4 Power, 8 USB	91
04164	Engage Multi-Media Table w/8 Power	91
04165	Engage Multi-Media Table w/6 Power, 4 USB	91
04137	Large Round End Multi-Media Table	88
04138	Large Round End Multi-Media Table w/4 Power, 8 USB	88
04139	Large Round End Multi-Media Table w/8 Power	88
04140	Large Round End Multi-Media Table w/6 Power, 4 USB	88
04146	Rectangle Multi-Media Table	89
04147	Rectangle Multi-Media Table, 4 Power & 8 USB	89

Model	Description	Page
04148	Rectangle Multi-Media Table, 8 Power	89
04149	Rectangle Multi-Media Table, 6 Power & 4 USB	89
04160	Medium Round End Multi-Media Table	90
04161	Medium Round End Multi-Media Table, 2 Power, 4 USB	90
04162	Medium Round End Multi-Media Table, 4 Power	90
04235	Half Boat Multi-Media Table	89
04236	Half Boat Multi-Media Table, 4 Power & 8 USB	89
04237	Half Boat Multi-Media Table, 8 Power	89
04238	Half Boat Multi-Media Table, 6 Power & 4 USB	89
<b>Interchange Leg Inserts</b>		
77159	Interchange Low Range Inserts	76, 77, 93
77158	Interchange High Range Inserts	91, 93
<b>Husky™ Rectangle Activity Tables</b>		
04300	24"dx60"w Rectangle Activity Table, height adjusts 21"-30"	221
04301	24"dx60"w Rectangle Activity Table, height adjusts 15"-24"	221
04305	30"dx48"w Rectangle Activity Table, height adjusts 21"-30"	221
04306	30"dx48"w Rectangle Activity Table, height adjusts 15"-24"	221
04310	30"dx60"w Rectangle Activity Table, height adjusts 21"-30"	221
04311	30"dx60"w Rectangle Activity Table, height adjusts 15"-24"	221
04320	30"dx72"w Rectangle Activity Table, height adjusts 21"-30"	221
04321	30"dx72"w Rectangle Activity Table, height adjusts 15"-24"	221
<b>Husky Round Activity Tables</b>		
04325	42"dia. Round Activity Table, height adjusts 21"-30"	221
04326	42"dia. Round Activity Table, height adjusts 15"-24"	221
04330	48"dia. Round Activity Table, height adjusts 21"-30"	221
04331	48"dia. Round Activity Table, height adjusts 15"-24"	221
04335	60"dia. Round Activity Table, height adjusts 21"-30"	221
04336	60"dia. Round Activity Table, height adjusts 15"-24"	221
<b>Husky Kidney Activity Tables</b>		
04340	48"dx72"w Kidney Activity Table, height adjusts 21"-30"	221
04341	48"dx72"w Kidney Activity Table, height adjusts 15"-24"	221
<b>Husky Trapezoid Activity Tables</b>		
04350	30"dx60"w Trapezoid Activity Table, height adjusts 21"-30"	221
04351	30"dx60"w Trapezoid Activity Table, height adjusts 15"-24"	221
<b>Husky Square Activity Tables</b>		
04370	48"dx48"w Square Activity Table, height adjusts 21"-30"	221
04371	48"dx48"w Square Activity Table, height adjusts 15"-24"	221
<b>Husky Clover Activity Tables</b>		
04380	48"dia. Clover Activity Table, height adjusts 21"-30"	221
04381	48"dia. Clover Activity Table, height adjusts 15"-24"	221
<b>Husky Flower Activity Tables</b>		
04390	60"dia. Flower Husky Activity Table, height adjusts 21"-30"	221
04391	60"dia. Flower Husky Activity Table, height adjusts 15"-24"	221
<b>Husky Leg Sets</b>		
17770	Husky Leg Set for Activity Tables, height adjusts 15"-24"	221
17771	Husky Leg Set for Activity Tables, height adjusts 21"-30"	221
<b>Planner Access Station 24" deep</b>		
11140	24"dx30"w Access Station, Single-Student	176
11141	24"dx36"w Access Station, Single-Student	176
11142	24"dx42"w Access Station, Single-Student	176
11143	24"dx48"w Access Station, Two-Student	176
11144	24"dx60"w Access Station, Two-Student	176
11145	24"dx72"w Access Station, Two-Student	176
11146	24"dx84"w Access Station, Three-Student	176
11147	24"dx48"w Access Station, 5-Sided Corner	176
<b>Planner Access Stations 30" deep</b>		
11160	30"dx30"w Access Station, Single-Student	176
11161	30"dx36"w Access Station, Single-Student	176
11162	30"dx42"w Access Station, Single-Student	176
11163	30"dx48"w Access Station, Two-Student	176
11164	30"dx60"w Access Station, Two-Student	176
11165	30"dx72"w Access Station, Two-Student	176
11166	30"dx84"w Access Station, Three-Student	176
11167	30"dx48"w Access Station, 5-Sided Corner	176

Model	Description	Page
<b>Planner Science Tables</b>		
11260	24"dx 48"w Science Table w/Laminate top w/T-edge	172
11261	24"dx48"w Science Table w/Chemsurf top	NIC
11262	24"dx48"w Science Table w/Trespa TopLab	173
11263	24"dx54"w Science Table w/Laminate top w/T-edge	172
11264	24"dx54"w Science Table w/Chemsurf top	NIC
11265	24"dx54"w Science Table w/Trespa TopLab	173
11266	24"dx60"w Science Table w/Laminate top w/T-edge	172
11267	24"dx60"w Science Table w/Chemsurf top	NIC
11268	24"dx60"w Science Table w/Trespa TopLab	173
11269	24"dx72"w Science Table w/Laminate top w/T-edge	172
11270	24"dx72"w Science Table w/Chemsurf top	NIC
11271	24"dx72"w Science Table w/Trespa TopLab	173
11278	30"dx48"w Science Table w/Chemsurf top	NIC
11275	30"dx54"w Science Table w/Chemsurf top	NIC
11273	30"dx60"w Science Table w/Chemsurf top	NIC
11274	30"dx72"w Science Table w/Chemsurf top	NIC
11286	30"dx48"w Science Table w/Trespa TopLab	NIC
11287	30"dx54"w Science Table w/Trespa TopLab	NIC
11288	30"dx60"w Science Table w/Trespa TopLab	173
11289	30"dx72"w Science Table w/Trespa TopLab	NIC
25705	42"dx60"w Science Table w/Trespa TopLab	173
25715	42"dx72"w Science Table w/Trespa TopLab	173
25725	48"dx60"w Science Table w/Trespa TopLab	173
25735	48"dx72"w Science Table w/Trespa TopLab	173
26000	48"dia. Planner Breakaway Peninsula Table	212
<b>Flavors® Chairs</b>		
11820V	Flavors P-Tablet, Right Hand (RH) - A shell	27
11821V	Flavors P-Tablet, Left Hand (LH) - A shell	27
11830	Flavors Adjustable Chair - B shell, w/casters	26
11831	Flavors Adjustable Chair - B shell w/glides	26
11840	Flavors Adjustable Chair - A shell, w/casters	26
11841	Flavors Adjustable Chair - A shell, w/glides	26
11842	Flavors Adjustable Stool - A shell, w/casters	26
11843	Flavors Adjustable Stool - A shell, w/glides	26
11844	8"h Flavors Stack Chair - C shell	23
11845	10"h Flavors Stack Chair - C shell	23
11846	12"h Flavors Stack Chair - C shell	23
11847	14"h Flavors Stack Chair - B shell	23
11848	16"h Flavors Stack Chair - B shell	23
11849	18"h Flavors Stack Chair - A shell	23
11851	18"h Flavors Noodle Chair - A shell	29
11852	16"h Flavors Noodle Chair - B shell	29
11853	14"h Flavors Noodle Chair - B shell	29
11854	16"h Flavors Mobile Stack Chair - B shell, on Casters	23
11855	18"h Flavors Mobile Stack Chair - A shell, on Casters	23
11856	12"h Flavors Sled Base Chair - C shell	25
11857	14"h Flavors Sled Base Chair - B shell	25
11858	16"h Flavors Sled Base Chair - B shell	25
11859	18"h Flavors Sled Base Chair - A shell	25
11860	14"h Flavors Mobile Stack Chair - B shell, on Casters	23
11889	24"h Flavors Fixed Height Stool - A shell	24
11890	28"h Flavors Fixed Height Stool - A shell	24
17531	Felt glide option for Flavors stacking chairs	23
17558	Steel glide option for stacking chairs, Set of 4 installed	23
17559	Felt glide option for stacking chairs, Set of 4 installed	23
<b>Chat® Chairs</b>		
CH11P_P_00	18"h Chat Chair w/Nylon Glides	48
CH21P_P_00	18"h Chat Chair w/Felt Glides	48
<b>Chat Scooter</b>		
CH31F_P_00	18" Chat Scooter w/Nylon Glides	49
CH41F_P_00	18" Chat Scooter w/Felt Glides	49
<b>Chat Wedge Tables</b>		
CHWDG	Chat Wedge Table	49
CHWDGQD	Chat Wedge Table w/Soft Touch 3 Pwr Dome	49

Model	Description	Page
CHWDGRD	Chat Wedge Table w/Soft Touch 1 Pwr/1USB Dome	49
<b>Accessories for Workstations</b>		
17015	Bookbox for Huddle-6 Desk #01265	160
17016	Bookbox for Huddle-8 Desk & Arc-8 Flex Desk #01351	146, 160
17018	Technology Wire Basket	143, 146, 155, 166
17081	6 Outlet Electric Strip w/Surge, 4' Cord	153, 179, 213
17084	10 Outlet Electric Strip w/Surge, 15' Cord	153, 179, 213
17107	4 Plug Power Outlet, Clamp On	49, 92, 117, 153, 182, 213, 272
17090	I-O™ Post	154, 273
17091	I-O Post Hard Wire	154, 273
17095	I-O Tower	273
17096	I-O Tower (80-Upper)	273
17097	I-O Tower (80-Lower)	273
17589	IO Post Caster Pack, 2 Locking, 2 non-locking	154, 273
17190	Steel Bookbox	143, 148, 166
17200	Wire Book Basket	143, 166
<b>Modesty Panels – Interchange™, Planner Activity Tables</b>		
17201	Modesty Panel for 36" wide table	93, 178
17202	Modesty Panel for 48" wide table	93, 178
17203	Modesty Panel for 60" wide table	93, 178
17204	Modesty Panel for 72" wide table	93, 178
17205	Modesty Panel for 90" wide table	93, 178
<b>Accessories</b>		
17213	CPU Holder w/locks	153, 179, 213
17217	CPU Holder w/locks	179, 213
17342	23" Center Drawer for Acrobat	213
17350	Flat Panel Mount w/Tilt	179, 183
17351	Flat Panel Mount w/Tilt & Swivel	183
17352	Flat Panel Mount w/Swing-Out Arm w/Tilt & Swivel	183
17353	Clamp-on Flat Panel Mount w/Swing-Out Arm w/Tilt & Swivel	183
17354	Large Monitor Table Mount (32" to 50")	88, 89, 90, 91, 196
17655	Spring Loaded Flat Panel Mount with tilt, swivel	183
<b>Casters for Interchange, Flex, Planner, Acrobat, Silhouette, Elemental Activity</b>		
17554	4" Dual wheel Pack, Set of 4, 2 locking	153, 179, 213, 265
17574	4" Dual wheel Pack, Set of 5, 2 locking (Acrobat Crescent)	204
17576	3" Dual wheel Pack, Set of 4, 4 locking	77, 90, 93, 135, 143, 154, 166, 213
17577 _ _ _	3" Dual wheel Pack, Set of 4, 4 locking (COLOR)	135
17578 _ _ _	3" Dual wheel Pack, Set of 5, 5 locking (COLOR)	135
17578 BLA	3" Dual wheel Pack, Set of 5, 5 locking	80, 135
17599 _ _ _	3" Dual wheel Pack, Set of 6, 6 locking (COLOR)	135
<b>Acrobat™ Corner Riser Shelves</b>		
17469	Corner Riser Shelf for 48" corner work station	208
17601	Corner Riser Shelf for 36" corner work station	208
17603	Corner Riser Shelf for 42" corner work station	208
17605	Corner Riser Shelf for 60" Tech Lab	209
17620	Pull-out Keyboard, adjustable height	179, 213
17622	Pull-out Keyboard, adjustable height	179, 213
17645	12"dx24"w Riser Shelf, 1-1/4" top	212
17646	12"dx30"w Riser Shelf, 1-1/4" top	212
17647	12"dx36"w Riser Shelf, 1-1/4" top	212
17648	12"dx48"w Riser Shelf, 1-1/4" top	212
17649	12"dx60"w Riser Shelf, 1-1/4" top	212
17657	12"dx72"w Riser Shelf, 1-1/4" top	212
17659	12"dx84"w Riser Shelf, 1-1/4" top	212
<b>Riser Shelves with Clamp-On Pole (Platinum only)</b>		
17665	12"dx24"w Riser Shelf, 1-1/4" top	183
17666	12"dx30"w Riser Shelf, 1-1/4" top	183
17667	12"dx36"w Riser Shelf, 1-1/4" top	183
17668	12"dx48"w Riser Shelf, 1-1/4" top	183
17669	12"dx60"w Riser Shelf, 1-1/4" top	183
17677	12"dx72"w Riser Shelf, 1-1/4" top	183
17679	12"dx84"w Riser Shelf, 1-1/4" top	183
17680	12"dx90"w Riser Shelf, 1-1/4" top	183



Model	Description	Page
<b>Desk Fence</b>		
DF24	24" w Desk Fence	93, 155
DF30	30" w Desk Fence	93, 155
DF36	36" w Desk Fence	93, 155
DF48	48" w Desk Fence	93, 155
DF60	60" w Desk Fence	93, 155
<b>Drawer Pedestals</b>		
19172	Mobile Drawer Pedestal, File/File	212, 265
19173	Mobile Drawer Pedestal, Box/Box/File	212, 265
<b>Booktrucks</b>		
21001	6 Sloping Shelf w/4" casters	270
21004	6 Sloping Shelf w/6 book supports w/4" casters	270
21051	3 Flat shelf w/4" casters	270
21088	Everything Cart™, 2 Shelf w/6 bins	270
21092	3 Sloping Shelf Truck w/4" casters	270
21094	3 Sloping Shelf Truck w/3 book supports & 4" casters	270
21096	3 Sloping Shelf Truck w/4" casters	270
21101	Gorilla Truck™ 6 Sloping Shelf w/six 4" casters	270
21104	3 pack of sliding dividers for 21001-21031	271
21105	3 pack of sliding dividers for 21092-21096	271
21109	Book Truck Top, fits 36" wide trucks, platinum bracket	271
17560	Booktruck 4" Caster pack, set of 4	271
17565	Booktruck 4" Caster pack, 2 locking, set of 4	271
17566	Booktruck 5" Caster pack, set of 4	271
17567	Booktruck 5" Caster pack, 2 locking, set of 4	271
17568	Booktruck 5" Caster pack, single wheel, set of 4	271
17569	Booktruck 5" Caster pack, single wheel, 2 locking, set of 4	271
<b>Planner Lab Station</b>		
24610	24" dx36" w Planner Lab Station	174
24500	24" dx48" w Planner Lab Station	174
24510	24" dx60" w Planner Lab Station	174
24520	24" dx72" w Planner Lab Station	174
24620	24" dx84" w Planner Lab Station	174
24530	30" dx30" w Planner Lab Station	174
24630	30" dx36" w Planner Lab Station	174
24540	30" dx48" w Planner Lab Station	174
24550	30" dx60" w Planner Lab Station	174
24560	30" dx72" w Planner Lab Station	174
24570	30" dx84" w Planner Lab Station	174
<b>Planner Corner Lab Station</b>		
24600	30" dx48" w Corner Planner Lab Station, 6-Sided corner	175
<b>Planner Cluster Work Centers</b>		
24580	35" dx80" w Cluster Work Center, Trap	175
<b>Planner Activity Tables - Rectangle</b>		
25950	20" dx36" w Rectangle Planner Activity Table	169
25960	20" dx48" w Rectangle Planner Activity Table	169
25970	20" dx60" w Rectangle Planner Activity Table	169
25980	20" dx72" w Rectangle Planner Activity Table	169
25990	20" dx90" w Rectangle Planner Activity Table	169
25800	24" dx36" w Rectangle Planner Activity Table	169
25810	24" dx48" w Rectangle Planner Activity Table	169
25820	24" dx60" w Rectangle Planner Activity Table	169
25830	24" dx72" w Rectangle Planner Activity Table	169
25840	24" dx90" w Rectangle Planner Activity Table	169
25500	30" dx36" w Rectangle Planner Activity Table	169
25510	30" dx48" w Rectangle Planner Activity Table	169
25520	30" dx60" w Rectangle Planner Activity Table	169
25530	30" dx72" w Rectangle Planner Activity Table	169
25540	30" dx90" w Rectangle Planner Activity Table	169
25550	36" dx48" w Rectangle Planner Activity Table	169
25560	36" dx60" w Rectangle Planner Activity Table	169
25570	36" dx72" w Rectangle Planner Activity Table	169
25580	36" dx90" w Rectangle Planner Activity Table	169
25700	42" dx60" w Rectangle Planner Activity Table	169
25710	42" dx72" w Rectangle Planner Activity Table	169

Model	Description	Page
25590	42" dx90" w Rectangle Planner Activity Table	169
25720	48" dx60" w Rectangle Planner Activity Table	169
25730	48" dx72" w Rectangle Planner Activity Table	169
25740	48" dx90" w Rectangle Planner Activity Table	169
17500	Planner Activity Table High Leg Inserts (4 pack)	178
<b>Planner Activity Tables</b>		
25600	30" dx60" w Trapezoid Planner Activity Table	171
25610	48" dx48" w Square Planner Activity Table	171
25620	42" dia. Round Planner Activity Table	171
25630	48" dia. Round Planner Activity Table	171
25640	60" dia. Round Planner Activity Table	171
25645	60" dia. Flower Planner Activity Table	171
25650	36" dx72" w Half Moon Planner Activity Table	171
25660	36" dx72" w Contour Planner Activity Table	171
25665	48" dx72" w Kidney Planner Activity Table	171
<b>Single Pedestal Cascade Teacher Desk</b>		
26150	SP Cascade Teacher Desk w/six 3" totes (LH)	256
26151	SP Cascade Teacher Desk w/six 3" totes (RH)	256
26152	SP Cascade Teacher Desk w/six 3" totes (LH) w/door	256
26153	SP Cascade Teacher Desk w/six 3" totes (RH) w/door	256
26154	SP Cascade Teacher Desk w/two 3" & 1x12" tote (LH)	256
26155	SP Cascade Teacher Desk w/two 3" & 1x12" tote (RH)	256
26156	SP Cascade Teacher Desk w/two 3" & 1x12" tote w/door	256
26157	SP Cascade Teacher Desk w/two 3" & 1x12" tote w/door	256
26158	SP Cascade Teacher Desk BBF Ped (LH)	257
26159	SP Cascade Teacher Desk BBF Ped (RH)	257
<b>Single Bullet Cascade Teacher Desk</b>		
26160	SB Teacher Desk BBF (LH)	260
26161	SB Teacher Desk BBF (RH)	260
26162	SB Teacher Desk w/two 3" totes & one 12" tote (LH)	261
26163	SB Teacher Desk w/two 3" totes & one 12" tote (RH)	261
26164	SB Teacher Desk w/two 3" totes & one 12" tote (LH) w/Door	261
26165	SB Teacher Desk w/two 3" totes & one 12" tote (RH) w/Door	261
26166	SB Cascade Teacher Desk w/six 3" totes (LH)	261
26167	SB Cascade Teacher Desk w/six totes (RH)	261
26168	SB Cascade Teacher Desk w/six totes (LH) w/Door	261
26169	SB Cascade Teacher Desk w/six totes (RH) w/Door	261
<b>Double Pedestal Cascade Teacher Desk</b>		
26170	DP Teacher Desk w/twelve 3" totes	258
26171	DP Teacher Desk w/four 3" & two 12" tote	258
26172	DP Teacher Desk w/six 3" totes & BBF Ped	258
26173	DP Teacher Desk w/two 3" & one 12" tote & BBF Ped	258
26174	DP Teacher Desk w/twelve 3" totes w/door	258
26175	DP Teacher Desk w/four 3" & two 12" totes w/door	258
26176	DP Teacher Desk w/six 3" totes & BBF Ped w/door	259
26177	DP Teacher Desk w/two 3" & one 12" tote & BBF Ped w/door	259
26178	DP Cascade Teacher Desk w/two BBF Peds	259
26179	DP Cascade Teacher Desk w/two 3" & one 12" & BBF	263
26180	DP Cascade Teacher Desk w/two BBF	263
26181	DP Teacher Desk w/two 3" totes, one 12" tote w/door & BBF	263
26182	DP Cascade Teacher Desk w/twelve 3"	262
26183	DP Cascade Teacher Desk w/twelve 3" w/door	262
26184	DP Cascade Teacher Desk w/four 3" & two 12"	262
26185	DP Cascade Teacher Desk w/four 3" and two 12" w/door	262
26186	DP Cascade Teacher Desk w/six 3" & BBF	263
26187	DP Cascade Teacher Desk w/six 3" & BBF w/door	263
26188	DP Cascade Teacher Desk w/FF & BBF	259
26194	DP Cascade Teacher Desk w/one FF & one BBF	263
<b>Cascade® Teacher Desk Accessories</b>		
19195	Cascade Drawer Ped w/top & six 3" totes	257, 263
19196	Cascade Drawer Ped w/top & two 3" & one 12" tote	257, 263
19197	Cascade Drawer Ped w/door & top six 3" totes	257, 263
19198	Cascade Drawer Ped w/door & top & two 3", one 12" tote	257, 263
19199	Box/Box/File Pedestal	257, 263

Model	Description	Page
<b>Acrobat™ Desks</b>		
26280	20" dx30" w Acrobat Desk	207
26281	20" dx36" w Acrobat Desk	207
26282	20" dx48" w Acrobat Desk	207
26283	20" dx60" w Acrobat Desk	207
26284	20" dx72" w Acrobat Desk	207
26285	20" dx90" w Acrobat Desk	207
26380	24" dx72" w Acrobat Desk	207
26390	24" dx90" w Acrobat Desk	207
26383	24" dx30" w Acrobat Desk	207
26393	24" dx36" w Acrobat Desk	207
26403	24" dx48" w Acrobat Desk	207
26413	24" dx60" w Acrobat Desk	207
26423	30" dx30" w Acrobat Desk	207
26433	30" dx36" w Acrobat Desk	207
26443	30" dx48" w Acrobat Desk	207, 211, 264
26453	30" dx60" w Acrobat Desk	207, 211, 264
26213	36" dx72" w Acrobat Peninsula Instructor Desk	211, 265
26233	36" dx60" w Acrobat Peninsula Instructor Desk	211, 265
26526	30" dx72" w Acrobat Workstation	207, 211, 264
26528	30" dx60" w Acrobat Instructor Desk w/BBF Pedestal	211, 264
<b>Acrobat Workstations</b>		
26203	36" dx72" w Contour Instructor Desk	211
26223	36" dx60" w Contour Instructor Desk	211
26492	30" dx48" w Acrobat Corner Workstation, 5-Sided	208
26493	24" dx42" w Acrobat Corner Workstation, 5-Sided	208
26494	24" dx36" w Acrobat Corner Workstation, 5-Sided	208
26498	24" dx60" w Tech Lab Center, 7-Sided corner	209
26512	30" dx45" w Acrobat Bullet Workstation	211
26515	24" dx45" w Acrobat Bullet Workstation	211
26516	30" dx60" w Acrobat Bullet Workstation	211
26522	30" dx72" w Acrobat Bullet Workstation	211
26536	30" dx60" w Bullet Instructor Desk w/BBF Ped & Lectern	211
26538	30" dx72" w Bullet Instructor Desk w/BBF Ped & Lectern	211
26550	60" w Acrobat Crescent Table	204, 211
26551	70" w Acrobat Crescent Table	204, 211
<b>Acrobat Carrels</b>		
26680	28" h or 36" h, 27" dx24" w Acrobat Carrel Starter	268
26681	28" h or 36" h, 27" dx24" w Acrobat Carrel Adder	268
26682	28" h or 36" h, 27" dx36" w Acrobat Carrel Starter	268
26683	28" h or 36" h, 27" dx36" w Acrobat Carrel Adder	268
26684	28" h or 36" h, 27" dx48" w Acrobat Carrel Starter	268
26685	28" h or 36" h, 27" dx48" w Acrobat Carrel Adder	268
<b>SIT + STAND</b>		
<b>Sit + Stand Lecterns</b>		
26552V	Sit + Stand Lectern, 20"x23.5" Rectangle (30"-45" h)	99
26553V	Sit + Stand Lectern, 21"x30" Oblong Top (30"-45" h)	99
<b>Sit + Stand Student Desks</b>		
26547V	Sit + Stand Desk, 20"x23.5" Rectangle (26"-41.5" h)	98
26548V	Sit + Stand Desk, 21"x30" Collaborative (26"-41.5" h)	98
26549V	Sit + Stand Desk, 20"x27" Rectangle (26"-41.5" h)	98
<b>Sit + Stand Student Desk Accessories</b>		
76517	Sit + Stand Privacy Screen / Modesty Panel	98
76518	Sit + Stand Technology Basket	98
<b>Drafting Tables</b>		
27344	CAD Station 2 - 24x24 surfaces, 1 slope adj.	180
27345	24" dx36" w Drafting Table, One-Piece Top	180
27346	24" dx36" w Drafting Table, Split-Top	181
27347	30" dx42" w Drafting Table, One-Piece Top	180
<b>Elemental Activity Tables</b>		
ELSPRK	59.25" dx67" w Elemental Sprocket, 6 Legs	129
EL5S48	48" dia. Elemental 5-Star, 5 Legs, (K-5)	129
EL5S60	60" dia. Elemental 5-Star, 5 Legs	129
EL6S60	60" dia. Elemental 6-Star, 6 Legs	129
ELENTTR	30" dx60" w Elemental Engage Trapezoid, 4 Legs	129

Model	Description	Page
ELNYNG	64" dx54" w Elemental Yin Yang, 4 Legs	130
ELMOON	60" dx41" w Elemental Moon, 4 Legs	130
EL36ER	30" dx60" w Elemental Engage Rectangle, 4 Legs	131
EL37ER	30" dx72" w Elemental Engage Rectangle, 4 Legs	131
EL42ES	42" dx42" w Elemental Engage Square, 4 Legs	131
EL48ES	48" dx48" w Elemental Engage Square, 4 Legs	131
EL2436	24" dx36" w Elemental Rectangle, 4 Legs	132
EL2448	24" dx48" w Elemental Rectangle, 4 Legs	132
EL2460	24" dx60" w Elemental Rectangle, 4 Legs	132
EL2472	24" dx72" w Elemental Rectangle, 4 Legs	132
EL3048	30" dx48" w Elemental Rectangle, 4 Legs	132
EL3060	30" dx60" w Elemental Rectangle, 4 Legs	132
EL3072	30" dx72" w Elemental Rectangle, 4 Legs	132
EL3636	36" dx36" w Elemental Square, 4 Legs	132
EL4242	42" dx42" w Elemental Square, 4 Legs	132
EL4848	48" dx48" w Elemental Square, 4 Legs	132
EL60TR	30" dx60" w Elemental Trapezoid, 4 Legs	132
EL4872	48" dx72" w Elemental Kidney Table, 4 Legs	133
EL42RD	42" dia. Elemental Round, 4 Legs	133
EL48RD	48" dia. Elemental Round, 4 Legs	133
ELHAMO	36" dx72" w Elemental Half Moon, 4 Legs	133
EL48CL	48" dia. Elemental Clover, 4 Legs	133
<b>Elemental Caster Options</b>		
<b>4 Quantity Caster Packs, for 4 Leg Tables</b>		
17576	3" Dual-Wheel Casters, set of 4, locking (BLACK)	135
17577 PLT	3" Dual-Wheel Casters, set of 4, locking (PLATINUM)	135
17577 CGR	3" Dual-Wheel Casters, set of 4, locking (CHARCOAL)	135
17577 ORG	3" Dual-Wheel Casters, set of 4, locking (ORANGE)	135
17577 CER	3" Dual-Wheel Casters, set of 4, locking (CERULEAN)	135
17577 APL	3" Dual-Wheel Casters, set of 4, locking (APPLE)	135
<b>5 Quantity Caster Packs, for 5 Leg Tables</b>		
17578 BLA	3" Dual-Wheel Casters, set of 5, locking (BLACK)	80, 135
17578 PLT	3" Dual-Wheel Casters, set of 5, locking (PLATINUM)	135
17578 CGR	3" Dual-Wheel Casters, set of 5, locking (CHARCOAL)	135
17578 ORG	3" Dual-Wheel Casters, set of 5, locking (ORANGE)	135
17578 CER	3" Dual-Wheel Casters, set of 5, locking (CERULEAN)	135
17578 APL	3" Dual-Wheel Casters, set of 5, locking (APPLE)	135
<b>6 Quantity Caster Packs, for 6 Leg Tables</b>		
17599 BLA	3" Dual-Wheel Casters, set of 6, locking (BLACK)	135
17599 PLT	3" Dual-Wheel Casters, set of 6, locking (PLATINUM)	135
17599 CGR	3" Dual-Wheel Casters, set of 6, locking (CHARCOAL)	135
17599 ORG	3" Dual-Wheel Casters, set of 6, locking (ORANGE)	135
17599 CER	3" Dual-Wheel Casters, set of 6, locking (CERULEAN)	135
17599 APL	3" Dual-Wheel Casters, set of 6, locking (APPLE)	135
<b>UXL® Stack Chairs</b>		
XL183P_P_	18" h UXL Stack Chair w/glides	51
XL187P_P_	18" h UXL Stack Chair w/casters	51
XL183P_P_LR	18" h UXL Stack Chair w/glides, w/arms	52
XL187P_P_LR	18" h UXL Stack Chair w/casters, w/arms	52
XL183P_P_NF	18" h UXL Stack Chair w/FoldAway Tablet (Right)	52
XL183P_P_FN	18" h UXL Stack Chair w/FoldAway Tablet (Left)	52
XL183P_P_NT	18" h UXL Stack Chair w/P-Tablet Option (Right)	53
XL183P_P_TN	18" h UXL Stack Chair w/P-Tablet Option (Left)	53
XL187P_P_NT	18" h UXL Stack Chair w/P-Tablet Option (Right)	53
XL187P_P_TN	18" h UXL Stack Chair w/P-Tablet Option (Left)	53
XL183F_P_	18" h UXL Stack Chair w/Fabric Seat Option	51
XL187F_P_	18" h UXL Stack Chair w/casters and Fabric Seat	51
XL183F_P_LR	18" h UXL Stack Chair w/Fabric Seat, w/arms	52
XL187F_P_LR	18" h UXL Stack Chair w/Fabric Seat, w/arms	52
<b>UXL Adjustable Chairs</b>		
XL031P_P_	UXL Adjustable Chair w/glides	55
XL035P_P_	UXL Adjustable Chair w/casters	55
XL041P_P_	UXL Adjustable Stool w/glides	55
XL045P_P_	UXL Adjustable Stool w/casters	55
XL031P_P_LR	UXL Adjustable Chair w/glides, w/arms	55

Model	Description	Page
XL035P_P_LR	UXL Adjustable Chair w/casters, w/arms	55
XL041P_P_LR	UXL Adjustable Stool w/glides, w/arms	55
XL045P_P_LR	UXL Adjustable Stool w/casters, w/arms	55
XL031F_P_	UXL Adjustable Chair w/glides, w/Fabric Seat	55
XL035F_P_	UXL Adjustable Chair w/casters, w/Fabric Seat	55
XL041F_P_	UXL Adjustable Stool w/glides, w/Fabric Seat	55
XL045F_P_	UXL Adjustable Stool w/casters, w/Fabric Seat	55
XL031F_P_LR	UXL Adjustable Chair w/glides, w/Fabric Seat, w/arms	55
XL035F_P_LR	UXL Adjustable Chair w/casters, w/Fabric Seat, w/arms	55
XL041F_P_LR	UXL Adjustable Stool w/glides, w/Fabric Seat, w/arms	55
XL045F_P_LR	UXL Adjustable Stool w/casters, w/Fabric Seat, w/arms	55
<b>UXL Nest &amp; Fold Chairs</b>		
NF187F_P_	UXL Nest & Fold Chair	54
NF187F_P_LR	UXL Nest & Fold Chair w/arms	54
<b>UXL Chair Accessories</b>		
77930 PLT	Book Basket	53
70861	Stack Chair Long Ganging Device	53
17580	Felt Glide Set for Stack Chair	53
55016 BLA	Premium Stack Chair Dolly	53
<b>UXL Beam Seating</b>		
BG0P_P_	UXL Beam Seating (2 Seat)	56
BG1P_P_	UXL Beam Seating (3 Seat)	56
BG2P_P_	UXL Beam Seating (4 Seat)	56
BG3P_P_	UXL Beam Seating (5 Seat)	56
BG4P_P_	UXL Beam Seating (1 Seat/1 Table)	56
BG5P_P_	UXL Beam Seating (2 Seats/1 Table)	56
BG6P_P_	UXL Beam Seating (3 Seats/1 Table)	56
BG7P_P_	UXL Beam Seating (4 Seats/1 Table)	56
BG8P_P_	UXL Beam Seating (2 Seats/2 Tables)	56
BG9P_P_	UXL Beam Seating (3 Seats/2 Tables)	56
BM1818	18"x18" Table option instead of seat (subtract cost)	56
	Part of above P/N FoldAway Tablet Arm option	56
	Part of above P/N Optional Arm	56
<b>UXL Rectangle Tables</b>		
XL2027	20"dx27"w UXL Table	112
XL2030	20"dx30"w UXL Table	112
XL2036	20"dx36"w UXL Table	112
XL2048	20"dx48"w UXL Table	112
XL2060	20"dx60"w UXL Table	112
XL2072	20"dx72"w UXL Table	112
XL2090	20"dx90"w UXL Table	112
XL2430	24"dx30"w UXL Table	112
XL2436	24"dx36"w UXL Table	112
XL2448	24"dx48"w UXL Table	112
XL2460	24"dx60"w UXL Table	112
XL2472	24"dx72"w UXL Table	112
XL2490	24"dx90"w UXL Table	112
XL3030	30"dx30"w UXL Table	115
XL3036	30"dx36"w UXL Table	112
XL3048	30"dx48"w UXL Table	112
XL3060	30"dx60"w UXL Table	112
XL3072	30"dx72"w UXL Table	112
XL3090	30"dx90"w UXL Table	112
XL3636	36"dx36"w UXL Table	115
XL3648	36"dx48"w UXL Table	112
XL3660	36"dx60"w UXL Table	112
XL3672	36"dx72"w UXL Table	112
XL3690	36"dx90"w UXL Table	112
XL4242	42"dx42"w UXL Table	115
XL4248	42"dx48"w UXL Table	112
XL4260	42"dx60"w UXL Table	112
XL4272	42"dx72"w UXL Table	112
XL4290	42"dx90"w UXL Table	112
<b>UXL Tables</b>		
XL48EC	UXL Table I-O Post 48" Half Round/End Cap	113

Model	Description	Page
XL48NC	48"dia. UXL Half Round Table	115
UL48RC	UXL 3/4 Round End Cap Table	205
XL42RD	42"dia. UXL Round Table	115
XL48RD	48"dia. UXL Round Table	115
XL60RD	60"dia. UXL Round Table	115
XL60HR	60"dia. UXL Half-Round Table	115
XL5STR	UXL Corner Table	115
UL6060	60"dx60"w UXL Square Table (11/4" top UL)	115
XL60TR	30"dx60"w UXL Trapezoid Table	115
XL72TR	30"dx72"w UXL Trapezoid Table	115
UL60FL	60" UXL Flower Table	NIC
<b>UXL Student Desks</b>		
OF2027	20"dx27"w UXL Open Front Desk	105
OF2448	24"dx48"w UXL Two-Student Open Front Desk	105
XLSSDM	UXL Diamond Desk	102
XL2027	UXL Single-Student	105, 112
XLCURV	UXL Single-Student	105
XLSMDM	UXL Mini Diamond Desk	102
XLTSDM	UXL Two-Student Diamond Desk	102
XLSSWG	UXL Wing Desk	104
UL48NC	UXL Half Round End Cap	106
UL60CR	30"dx60"w UXL Crescent Table	106
UL72CR	35.6"dx72"w UXL Crescent Table	106
<b>UXL Science Tables w/Fixed Height Legs</b>		
XT2448	24"dx48"w UXL Trespa TopLab Plus Science Table	113
XT2454	24"dx54"w UXL Trespa TopLab Plus Science Table	113
XT2460	24"dx60"w UXL Trespa TopLab Plus Science Table	113
XT2472	24"dx72"w UXL Trespa TopLab Plus Science Table	113
<b>UXL Table Leg Set Options</b>		
(AL)	Upcharge for AL Leg Push Button Adj. Leg Set w/glides	125
(SL)	Upcharge for SL Leg Push Button Adj. Leg Set w/glides	125
(AC)	Upcharge for AC Leg Push Button Adj. Leg Set w/casters	125
(SC)	Upcharge for SC Leg Push Button Adj. Leg Set w/casters	125
(FL)	Standard Leg Set UXL Fixed Leg Set w/glides	125
(FC)	Upcharge for FC Leg Fixed Leg Set w/casters	125
(TL)	Upcharge for TL Leg Tapered Leg Set w/casters	125
(TG)	Upcharge for TG Leg Tapered Leg Set w/glide	125
<b>UXL Nest &amp; Fold Tables</b>		
FL2448	24"dx48"w UXL Nest & Fold Table	121
FL2460	24"dx60"w UXL Nest & Fold Table	121
FL2472	24"dx72"w UXL Nest & Fold Table	121
FL3048	30"dx48"w UXL Nest & Fold Table	121
FL3060	30"dx60"w UXL Nest & Fold Table	121
FL3072	30"dx72"w UXL Nest & Fold Table	121
FL48HR	48" UXL Nest & Fold Table, Half Round Table	121
FL60HR	60" UXL Nest & Fold Table, Half Round Table	121
AL2448	24"dx48"w UXL Adj. Nest & Fold Table	123
AL2460	24"dx60"w UXL Adj. Nest & Fold Table	123
AL2472	24"dx72"w UXL Adj. Nest & Fold Table	123
AL3048	30"dx48"w UXL Adj. Nest & Fold Table	123
AL3060	30"dx60"w UXL Adj. Nest & Fold Table	123
AL3072	30"dx72"w UXL Adj. Nest & Fold Table	123
AL48HR	26.5"dx48"w UXL Adj. Nest & Fold Table, Half Round Table	123
AL60HR	30.25"dx60"w UXL Adj. Nest & Fold Table, Half Round Table	123
<b>UXL Power Bar</b>		
ULPB60	16"dx60"w Power Bar	109
ULPB72	16"dx72"w Power Bar	109
ULPB84	16"dx84"w Power Bar	109
<b>UXL Accessories</b>		
67636 PLT	Backpack Hook	117
67628 PLT	Table Ganging Device	117
17040	Wire Manager for 30"w Table	117
17041	Wire Manager for 36"w Table	117
17042	Wire Manager for 48"w Table	117
17043	Wire Manager for 60"w Table	117

Model	Description	Page
17044	Wire Manager for 72"w Table	117
17045	Wire Manager for 90"w Table	117
17100	30"w Desk Modesty Panel	117
17101	36"w Desk Modesty Panel	117
17102	48"w Desk Modesty Panel	117
17103	60"w Desk Modesty Panel	117
17104	72"w Desk Modesty Panel	117
17105	90"w Desk Modesty Panel	117
<b>Partition Walls</b>		
17300	35"w Accessory Wall with no screen (18" tall)	116
17301	43"w Accessory Wall with no screen (18" tall)	116
17302	54.75"w Accessory Wall with no screen (18" tall)	116
17303	66.5"w Accessory Wall with no screen (18" tall)	116
17310	35"w Accessory Wall with 1 screen (18" tall)	116
17311	43"w Accessory Wall with 1 screen (18" tall)	116
17312	54.75"w Accessory Wall with 1 screen (18" tall)	116
17313	66.5"w Accessory Wall with 1 screen (18" tall)	116
17320	35"w Accessory Wall with 2 screen (18" tall)	116
17321	43"w Accessory Wall with 2 screen (18" tall)	116
17322	54.75"w Accessory Wall with 2 screen (18" tall)	116
17323	66.5"w Accessory Wall with 2 screen (18" tall)	116
<b>UXL Partition Wall Accessories</b>		
38545 PLT	Document Tray (Portrait)	116
38546 PLT	Document Tray (Landscape)	116
38547 PLT	Plastic Stationary Tray	116
38548 PLT	Plastic Stationary Holder	116
17653 PLT	Monitor Mount for Universal Rail	116
17654 PLT	Monitor Mount Arm	116
17655 PLT	Spring Loaded Monitor Mount	116
<b>CASCADE® STORAGE</b>		
<b>Cascade Mini-Case w/Casters</b>		
111000000P	Open w/shelves	234
121000000P	Door w/shelves	234
111V00000P	Open w/shelves & riser	234
121V00000P	Door w/shelves & riser	234
111L00000P	Open w/shelves & lectern	234
121L00000P	Door w/shelves & lectern	234
110005000P	Open w/five 3" EW totes	234
120005000P	Door w/five 3" EW totes	234
110V05000P	Open w/five 3" EW totes & riser	234
120V05000P	Door w/five 3" EW totes & riser	234
110L05000P	Open w/five 3" EW totes & lectern	234
120L05000P	Door w/five 3" EW totes & lectern	234
110003010P	Open w/three 3" & one 6" EW tote	234
120003010P	Door w/three 3" & one 6" EW tote	234
110V03010P	Open w/three 3" & one 6" EW tote & riser	234
120V03010P	Door w/three 3" & one 6" EW tote & riser	234
110L03010P	Open w/three 3" & one 6" EW tote & lectern	234
120L03010P	Door w/three 3" & one 6" EW tote & lectern	234
<b>Cascade Mid-Case w/Casters</b>		
211000000P	Open w/shelves	234
221000000P	Doors w/shelves	234
211V00000P	Open w/shelves & riser	234
221V00000P	Doors w/shelves & riser	234
211L00000P	Open w/shelves & lectern	234
221L00000P	Doors w/shelves & lectern	234
210010000P	Open w/ten 3" totes	234
220010000P	Doors w/ten 3" totes	234
210V10000P	Open w/ten 3" totes & riser	234
220V10000P	Doors w/ten 3" totes & riser	234
210L10000P	Open w/ten 3" totes & lectern	234
220L10000P	Doors w/ten 3" totes & lectern	234
210006020P	Open w/six 3" & two 6" totes	234
220006020P	Doors w/six 3" & two 6" totes	234
210V06020P	Open w/six 3" & two 6" totes & riser	234

Model	Description	Page
220V06020P	Doors w/six 3" & two 6" totes & riser	234
210L06020P	Open w/six 3" & two 6" totes & lectern	234
220L06020P	Doors w/six 3" & two 6" totes & lectern	234
<b>Cascade Mega-Case w/Casters</b>		
311000000P	Open w/shelves	235
321000000P	Doors w/shelves	235
311100000P	Open w/shelves & riser	235
321100000P	Doors w/shelves & riser	235
311J00000P	Open w/shelves & lectern	235
321J00000P	Doors w/shelves & lectern	235
310015000P	Open w/fifteen 3" totes	235
320015000P	Doors w/fifteen 3" totes	235
310115000P	Open w/fifteen 3" totes & riser	235
320115000P	Doors w/fifteen 3" totes & riser	235
310J15000P	Open w/fifteen 3" totes & lectern	235
320J15000P	Doors w/fifteen 3" totes & lectern	235
310009030P	Open w/nine 3" & three 6" totes	235
320009030P	Doors w/nine 3" & three 6" totes	235
310T09030P	Open w/nine 3" & three 6" totes & riser	235
320T09030P	Doors w/nine 3" & three 6" totes & riser	235
310J09030P	Open w/nine 3" & three 6" totes & lectern	235
320J09030P	Doors w/nine 3" & three 6" totes & lectern	235
A10006020P	Open w/six 3" & two 6" EW totes	235
A20006020P	Doors w/six 3" & two 6" EW totes	235
A10106020P	Open w/six 3" & two 6" EW totes & riser	235
A20106020P	Doors w/six 3" & two 6" EW totes & riser	235
A10J06020P	Open w/six 3" & two 6" EW totes & lectern	235
A20J06020P	Doors w/six 3" & two 6" EW totes & lectern	235
A10010000P	Open w/ten 3" EW totes	235
A20010000P	Doors w/ten 3" EW totes	235
A10110000P	Open w/ten 3" EW totes & riser	235
A20110000P	Doors w/ten 3" EW totes & riser	235
A10J10000P	Open w/ten 3" EW totes & lectern	235
A20J10000P	Doors w/ten 3" EW totes & lectern	235
<b>Cascade Mini-Cabinet w/Casters</b>		
411000000P	Open w/shelves	238
421000000P	Door w/shelves	238
411V00000P	Open w/shelves & riser	238
421V00000P	Door w/shelves & riser	238
411L00000P	Open w/shelves & lectern	239
410008000P	Open w/eight 3" EW totes	238
420008000P	Door w/eight 3" EW totes	238
410V08000P	Open w/eight 3" EW totes & riser	238
420V08000P	Door w/eight 3" EW totes & riser	238
410004020P	Open w/four 3" & two 6" EW tote	238
420004020P	Door w/four 3" & two 6" EW tote	238
410V04020P	Open w/four 3" & two 6" EW tote & riser	238
420V04020P	Door w/four 3" & two 6" EW tote & riser	238
410000040P	Open w/four 6" EW tote	238
420000040P	Door w/four 6" EW tote	238
410V00040P	Open w/four 6" EW tote & riser	238
420V00040P	Door w/four 6" EW tote & riser	238
<b>Cascade Mid-Cabinet w/Casters</b>		
511000000P	Open w/shelves	238
521000000P	Doors w/shelves	238
511V00000P	Open w/shelves & riser	238
521V00000P	Doors w/shelves & riser	238
511L00000P	Open w/shelves & lectern	239
510016000P	Open w/sixteen 3" totes	238
520016000P	Doors w/sixteen 3" totes	238
510V16000P	Open w/sixteen 3" totes & riser	238
520V16000P	Doors w/sixteen 3" totes & riser	238
510008040P	Open w/eight 3" 4x6" tote	238
520008040P	Doors w/eight 3" 4x6" tote	238
510V08040P	Open w/eight 3" 4x6" tote & riser	238



Model	Description	Page
520V08040P	Doors w/eight 3" 4x6" tote & riser	238
510000080P	Open w/eight 6" totes	238
520000080P	Doors w/eight 6" totes	238
510V00080P	Open w/eight 6" totes & riser	238
520V00080P	Doors w/eight 6" totes & riser	238
<b>Cascade Mega-Cabinet w/Glides</b>		
B31000000P	Open w/shelves & glides	239
B41000000P	Doors w/shelves & glides	239
B31100000P	Open w/shelves, riser & glides	239
B41100000P	Doors w/shelves, riser & glides	239
<b>Cascade Mega-Cabinet w/Casters</b>		
B11000000P	Open w/shelves	239
B21000000P	Doors w/shelves	239
B11100000P	Open w/shelves & riser	239
B21100000P	Doors w/shelves & riser	239
611J00000P	Open w/shelves & lectern	239
610024000P	Open w/twenty-four 3" totes	239
620024000P	Doors w/twenty-four 3" totes	239
610124000P	Open w/twenty-four 3" totes & riser	239
620124000P	Doors w/twenty-four 3" totes & riser	239
610012060P	Open w/twelve 3" & six 6" totes	239
620012060P	Doors w/twelve 3" & six 6" totes	239
610112060P	Open w/twelve 3" & six 6" totes & riser	239
620112060P	Doors w/twelve 3" & six 6" totes & riser	239
B10016000P	Open w/sixteen 3" EW totes	239
B20016000P	Doors w/sixteen 3" EW totes	239
B10116000P	Open w/sixteen 3" EW totes & riser	239
B20116000P	Doors w/sixteen 3" EW totes & riser	239
B10000080P	Open w/eight 6" EW totes	239
B20000080P	Doors w/eight 6" EW totes	239
B10100080P	Open w/eight 6" EW totes & riser	239
B20100080P	Doors w/eight 6" EW totes & riser	239
B10008040P	Open w/eight 3" & four 6" EW totes	239
B20008040P	Doors w/eight 3" & four 6" EW totes	239
B10108040P	Open w/eight 3" & four 6" EW totes & riser	239
B20108040P	Doors w/eight 3" & four 6" EW totes & riser	239
<b>Cascade Mini-Tower w/Casters</b>		
711000000P	Open w/shelves	240, 242
721000000P	Door w/shelves	240, 242
710012000P	Open w/twelve 3" EW totes	240, 242
720012000P	Door w/twelve 3" EW totes	240, 242
710003050P	Open w/three 3" & five 6" EW totes	242
720003050P	Door w/three 3" & five 6" EW totes	242
710000060P	Open w/six 6" EW totes	242
720000060P	Door w/six 6" EW totes	242
<b>Cascade Mid-Tower w/Casters</b>		
811000000P	Open w/shelves	240, 242
821000000P	Doors w/shelves	240, 242
810024000P	Open w/twenty-four 3" totes	240, 242
820024000P	Doors w/twenty-four 3" totes	240, 242
810006062P	Open w/six 3" & six 6" & two 12" totes	242
820006062P	Doors w/six 3" & six 6" & two 12" totes	242
810000120P	Open w/twelve 6" totes	242
820000120P	Doors w/twelve 6" totes	242
<b>Cascade Mega-Tower w/Casters</b>		
911000000P	Open w/shelves	241, 243
911W00000P	Open w/shelves + Whiteboard Back	243, 245
921000000P	Doors w/shelves	241, 243
921W00000P	Doors w/shelves + Whiteboard Back	243, 245
910036000P	Open w/thirty-six 3" totes	243
920036000P	Doors w/thirty-six 3" totes	243
910009150P	Open w/nine 3" & fifteen 6" totes	243
920009150P	Doors w/nine 3" & fifteen 6" totes	243
910009093P	Open w/nine 3" & nine 6" & three 12" totes	241, 243
920009093P	Doors w/nine 3" & nine 6" & three 12" totes	243
C10024000P	Open w/twenty-four 3" EW totes	243

Model	Description	Page
C20024000P	Doors w/twenty-four 3" EW totes	243
C10014060P	Open w/fourteen 3" & six 6" EW totes	243
C20014060P	Doors w/fourteen 3" & six 6" EW totes	243
<b>Cascade Teacher Wardrobe (Mega-Tower) w/Casters</b>		
R10024000P	Open w/twenty-four 3" SW totes	250
R20024000P	Doors w/twenty-four 3" SW totes	250
R10000120P	Open w/twelve 6" SW totes	250
R20000120P	Doors w/twelve 6" SW totes	250
R10006062P	Open w/six 3" & six 6" & two 12" SW totes	250
R20006062P	Doors w/six 3" & six 6" & two 12" SW totes	250
<b>Cascade AV Carts</b>		
W21100000P	Cascade Mid-Case AV Presentation Cart	249
V21100000P	Cascade Mega-Case AV Presentation Cart	249
<b>Cascade Cubbies w/Casters</b>		
D11000000P	Mega Case Open w/6 cubbies	247
D21000000P	Mega Case Doors w/6 cubbies	247
E11000000P	Mega Cabinet Open w/9 cubbies	247
E21000000P	Mega Cabinet Doors w/9 cubbies	247
F11000000P	Mega Tower Open w/12 cubbies	247
F21000000P	Mega Tower Doors w/12 cubbies	247
<b>Cascade Cubbies w/Glides</b>		
D31000000P	Mega Case Open w/6 cubbies	247
D41000000P	Mega Case Door w/6 cubbies	247
E31000000P	Mega Cabinet Open w/9 cubbies	247
E41000000P	Mega Cabinet Door w/9 cubbies	247
F31000000P	Mega Tower Open w/12 cubbies	247
F41000000P	Mega Tower Door w/12 cubbies	247
<b>Cascade Two-Sided Whiteboard Units w/casters</b>		
H10030000PP	Two-Sided Whiteboard Unit, w/thirty 3" EW totes	244
H10000140PP	Two-Sided Whiteboard Unit, w/fourteen 6" EW totes	244
<b>Cascade Accessories</b>		
17670 PLT	Optional Laptop Shelf for Cascade	231
Add "W"	Whiteboard Back for Mega-Tower	245, 246, 250
30925	SW Housing w/tote	143, 146, 155, 160, 166, 251
30926	EW Housing w/tote	143, 146, 155, 166, 251
66013	Interchange SW Tote Tray w/housing	66, 70, 71, 74, 75, 76, 251
66014	Interchange SW Housing only	66, 70, 71, 74, 75, 76, 251
30927	SW housing only	251
30928	EW housing only	251
66000	SW Single Depth Tote Clear	251
66001	SW Double Depth Tote Clear	251
66002	SW Quad Depth Tote Clear	251
66010	EW Single Depth Tote Clear	251
66011	EW Double Depth Tote Clear	251
66020	SW Tote Lid	251
66021	EW Tote Lid	251
66030	Plastic Label Cover	251
<b>Power Options</b>		
017086 SLV	Flat Surface, 2 Power, 4 USB, silver	92, 182, 272
017093 SLV	Flat Surface, 4 Power, silver	92, 182, 272
017091 SLV	Retractable Surface, 2 Power, silver	92, 182, 272
017085 SLV	Retractable Surface, 2 Power, 4 USB, silver	92, 182, 272
017092 SLV	Retractable Surface, 4 Power, silver	92, 182, 272
017097 SLV	Flat Round, 2 Power	92, 182, 199 272
017098 SLV	Flat Round, 1 Power, one 2 Port USB	92, 182, 199 272
017078 BLA	Soft Touch Power Dome, 3 Power	92, 182, 199 272
017079 BLA	Soft Touch Power Dome, 2 Power, 2 Port USB	92, 182, 199 272
17081	6 Outlet Electric Strip w/Surge	153, 179, 213
17084	10 Outlet Electric Strip w/Surge	153, 179, 213
17090	I-O Post	154, 273
17091	I-O Post Hard Wire	154, 273
17095	I-O Tower	273
17096	I-O Tower (80-Upper)	273
17107	4 Plug Power, Clamp-On	49, 92, 117, 153, 179, 182, 213, 272
17097	I-O Tower (80-Lower)	273
17589	I-O Post Caster Pack, 2 Locking, 2 non-casters	154, 273

## Customer Service, Ordering, Terms and Freight

### PURCHASE ORDERS

Be sure to include: 1) Quantity, 2) Model Number, 3) Description, 4) Color choice (top, edge, frame color for tables, and shell and frame color for chairs), 5) Price for each item, including Quote Number.

Smith System accepts orders via fax: 972-398-4051 or email: [smithfax@smithsystem.com](mailto:smithfax@smithsystem.com).

Cancellation or modification of orders must be submitted to Smith System in writing. In some cases a cancellation fee may be charged if raw materials, work in progress or special products are involved. All tops are made to order.

### PRICES

All prices shown are FOB factory; McKinney (zip code 75069), Texas. Prices are subject to change without notice. Freight charges for shipments are prepaid and added to the invoice.


For delivered pricing or delivered and installed pricing, Smith System produces a price book based on shipping zone.

### TERMS

Invoice terms for credit accounts are NET 30 days. Orders are invoiced on day of shipment. New customers and international customers are cash in advance.

Smith System accepts school purchase orders and credit cards. Credit cards are accepted for first order only at standard discount. Smith System accepts Visa, MasterCard or American Express.

### QUICK SHIP/SHIPPING LEAD TIMES

All furniture is made to order and part of the Quick Ship program. Quick Ship items are designated in the catalog with  **QuickShip**. There are 13 Quick Ship laminate colors and 20 bumper edge colors. Frame color availability is specified on the catalog page. Quick Ship lead time for 20 bumper edge tables and 40 chairs is 5 business days, though this may extend during the busy summer season. Please call for specific availability. If the product components are in stock, they will ship as soon as possible. Non-Quick Ship lead time is 8 to 12 weeks from the time of your order. Call Smith System with questions.

Shipping date is confirmed upon receipt of order. Every attempt will be made to meet that shipping date. However, it is subject to change without prior notification. Smith System reserves the right to discontinue products and change product specifications and prices. We do not pay for split shipments.

### DELIVERY

Shipments are sent prepaid with charges added to the invoice. Product shipping weights are for product only. LTL shipments are sent on pallets. Pallet weights will be added to total weight for

LTL shipments. Standard LTL shipments do not include inside delivery. Inside delivery is available. Inside delivery requests need to be on the order and appropriate freight charges will be added. Some products can ship UPS. For orders that ship UPS, inside delivery is included in freight charges. Smith System will determine the mode, method and carrier which meet the best delivery criteria.

### FREIGHT

Do not refuse freight because of damage or shortage. All merchandise is packed to comply with carrier requirements. For your protection all shipments should be carefully inspected by the consignee before acceptance. The delivering carrier should be requested to record on the delivery receipt any damage to goods or cartons at time of delivery. Also, any shortages should be noted on the delivery receipt. If further damage is found after delivery, immediate inspection by the delivering carrier must be requested. The delivering carrier must be notified at once of concealed damage. All cartons and merchandise must be held for inspection. Carrier liability ceases after 15 days.

Smith System will assist customers at all times to obtain claim settlement, but the consignee must take the necessary steps to obtain the proof of loss and damages. If customer selects freight carrier, customer is responsible for any freight damage claims. NOTE: Carriers are not responsible for damage or shortage after the delivery receipt is signed without a damage or shortage notification.

Smith System delivers to all 48 continental states. All orders delivering to other states and international locations are FOB McKinney (zip code 75069), Texas.

### CHARGE BACKS

The tare weights and dimensions listed are estimated; therefore Smith System will not be responsible for freight costs associated with these variances. LTL Shipments go on pallets, weights vary.

### RETURNS

All tops are made to order and are not returnable. Initiation of a returnable item must begin within 14 days of delivery. Smith System will be unable to accept an item not reported within this time period. No goods will be accepted for return without prior authorization. Agreed returns will be subject to 30% restocking charge, plus any return carrier charges. Any unpacked, used or assembled item will not be considered for return.

### WARRANTY

Smith System has a Limited 12 Year Warranty with Lifetime Frame Warranty. For complete details and a copy please contact Customer Service at 1-800-328-1061 or 972-398-4050.

Smith System is 100% UL Greenguard Gold Certified For Children and Schools Certified<sup>SM</sup> on our complete product line.

The following, in word, stylized and design forms, are trademarks of Smith System Manufacturing Company: 3-2-1 Desk, Access, Acrobat, Anything Cart, Arc, Astute, Boardroom, Brilliant, Cascade, Chat, Circusline, Elemental, Everything Cart, Flavors, Noodle, Flex, the Flexline line of products (including Flexline Corner, Flexline Wave, Flexline Leonardol, Flexline Circle Centers, and Flexline Trap), Furniture for Inspired Learning, Furniture for Student Success, Gorilla Truck, Huddle, Husky, Interchange, Interchange Diamond, Interchange Open Front Wing, Intuit, I-O Post, Lift Desk, Nomad, Planner, Plato, Quick Carrel, Silhouette, Smith System Tech Lab, Smith System, the Smith System "Swirl" Logo, UXL (including UXL Diamond, UXL Nest & Fold), Viking and Works. Trespa and TopLab Plus are trademarks of Trespa International B.V.

